

# Sewcial Bee Sampler

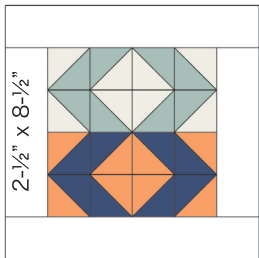
sharon holland and  
Maureen Cracknell →→→

## THE BLOCKS

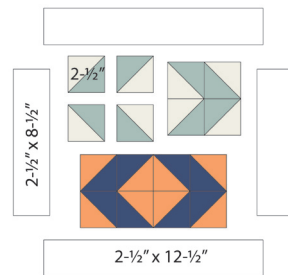
Each of the 25 blocks in the Sewcial Bee Sampler quilt will finish to 12" square (12-1/2" before setting into sashing). Many (but not all) of the blocks call for additional strips of fabric to frame out the patchwork block to bring all the blocks up to the same finished 12" square size. Knowing the finished size of the block will help you understand what size pieces and units are needed to make up the patchwork square.

### Clues in the Cutting

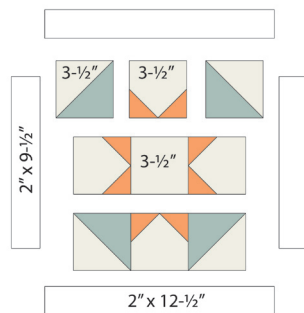
1. If the block uses framing, look at the shortest frame length to know the unfinished size of that patchwork block. Example: Block #1 the short frame strip is 8-1/2" long. The block before framing should measure 8-1/2" square.



2. Once you understand the size of the (unframed) patchwork, the size of the individual units can be figured out using a little math.



Block #1 would require (16) 2" finished HST units to make an 8" finished square. But, since we need seam allowances in patchwork piecing, we would require (16) 2-1/2" square HST units. In the same manner, you can figure the pieces and units for Blocks #2 through #25.



## 2-in-1 HST Units

Use this handy math formula for figuring what size square to cut for 2-in-1 half-square triangle units.

Know what size finished square you need then add .875 (7/8") to the finished size. Tip: If you would rather square up your HST then round up the calculated cutting size to the nearest 1/2" or full inch increment.

Finished Size	Cut Size
1"	1-7/8"
1-1/2"	2-3/8"
2"	2-7/8"
2-1/2"	3-3/8"
3"	3-7/8"
3-1/2"	4-3/8"
4"	4-7/8"
4-1/2"	5-3/8"
5"	5-7/8"
5-1/2"	6-3/8"
6"	6-7/8"
6-1/2"	7-3/8"
x	x + .875

## 8-in-1 HST Units

Use this handy math formula for figuring what size square to cut for 8-in-1 half-square triangle units.

Know what size finished square is needed and add .875 (7/8") then times that number by 2 for cutting size. Tip: If you prefer to square up your HSTs then round up the calculated cutting size to the nearest 1" for trimming.

Finished Size	Cut Size
1"	3-3/4"
1-1/2"	4-3/4"
2"	5-3/4"
2-1/2"	6-3/4"
3"	7-3/4"
3-1/2"	8-3/4"
4"	9-3/4"
4-1/2"	10-3/4"
5"	11-3/4"
5-1/2"	12-3/4"
6"	13-3/4"
6-1/2"	14-3/4"
x	x + .875 x 2