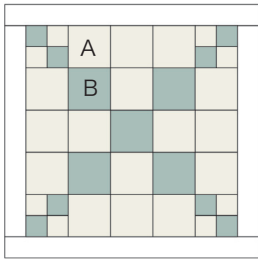


Sewcial Bee Sampler

sharon holland and
Maureen Cracknell →→→

#20 IRISH CHAIN VARIATION



Material List

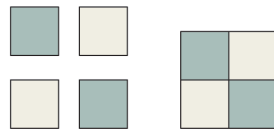
- (16) 2-½" squares and (8) 1-½" squares fabric A
- (5) 2-½" squares and (8) 1-½" squares fabric B
- (2) 1-½" x 12-½" strips and (2) 1-½" x 10-½" strips for frames

Read through all instructions before beginning. Remove selvages. Sew pieces right sides together and use a ¼" seam throughout unless otherwise stated.

Four Patch Units

Noting placement, sew (2) 1-½"

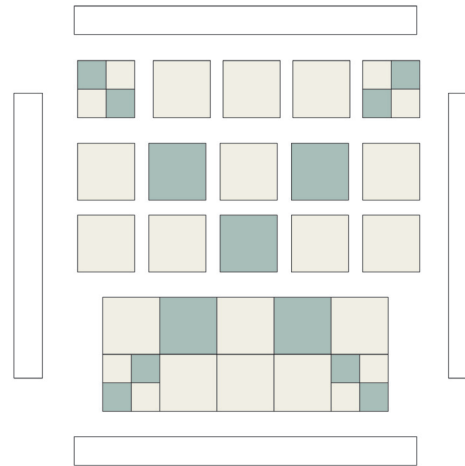
fabric A squares to (2) 1-½" fabric B squares, alternating paired squares as shown into 2 rows of 2 squares each. Join rows to make a Four Patch unit. Make a total of 4 Four Patch units.



Block Assembly

1. Referring to the Block Assembly Diagram, and noting orientation, sew (3) 2-½" fabric A squares between 2 Four Patch units to make row A. Make a total of 2 A rows.
2. Sew (2) 2-½" fabric B squares alternately between (3) 2-½" fabric A squares to make row B. Make a total of 2 B rows.
3. Sew (1) 2-½" fabric B square between (4) 2-½" fabric A squares to make row C. Join the rows to make the block.
4. Stitch the (2) 1-½" x 10-½" framing strips to opposite sides of

the block. Stitch the (2) 1-½" x 12-½" framing strips to the remaining sides of the block.



Block Assembly Diagram

Notes

Copyright

For personal use only. Reproduction of any part of this pattern in any way whatsoever without written permission is strictly prohibited. If this design is used in a quilt for display, please credit "Sharon Holland" for the design. All rights reserved. ©2017 Sharon Holland For pattern support: contact@sharonhollanddesigns.com