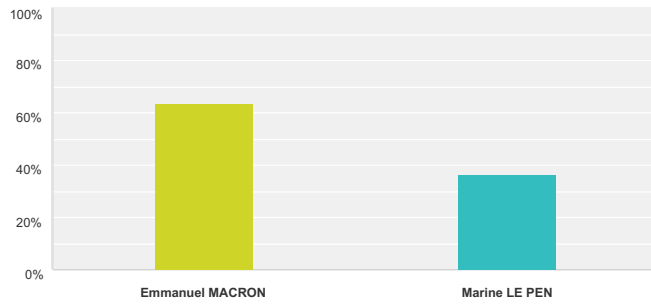


Grand Sondage - Election présidentielle

Q1 Pour qui pensez-vous voter au second tour ?

Answered: 5,224 Skipped: 0

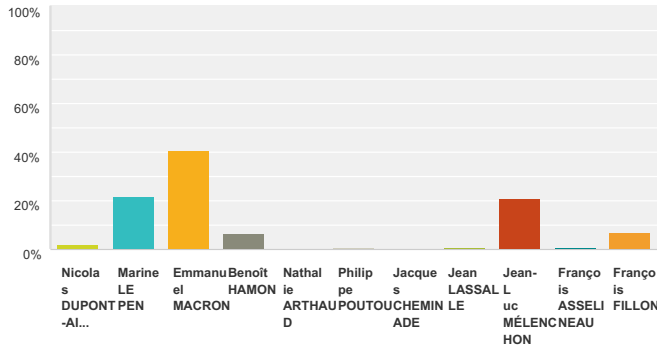


Answer Choices	Responses	
Emmanuel MACRON	63.50%	3,317
Marine LE PEN	36.50%	1,907
Total		5,224

Grand Sondage - Election présidentielle

Q2 Pour qui avez-vous voté au premier tour ?

Answered: 5,093 Skipped: 131

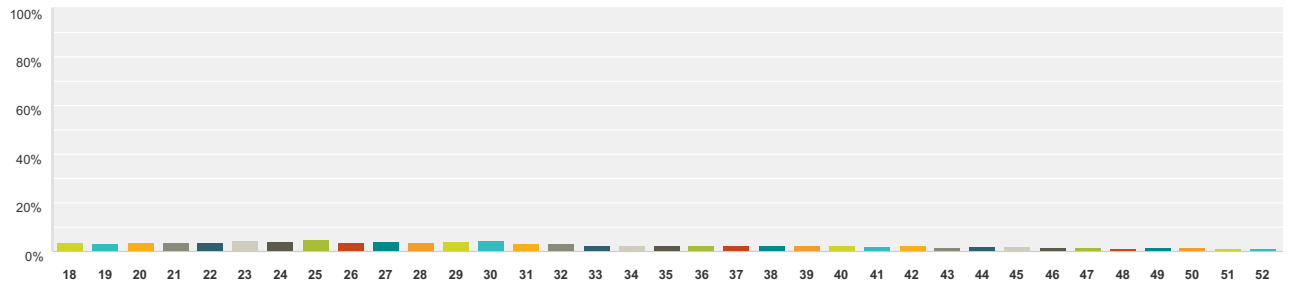


Answer Choices	Responses	
Nicolas DUPONT-AIGNAN	1.79%	91
Marine LE PEN	21.46%	1,093
Emmanuel MACRON	40.25%	2,050
Benoît HAMON	6.36%	324
Nathalie ARTHAUD	0.20%	10
Philippe POUTOU	0.41%	21
Jacques CHEMINADE	0.16%	8
Jean LASSALLE	0.41%	21
Jean-Luc MÉLENCHON	21.17%	1,078
François ASSELINEAU	0.75%	38
François FILLON	7.05%	359
Total		5,093

Grand Sondage - Election présidentielle

Q3 Quel âge avez-vous ? (promis, c'est strictement confidentiel et anonyme)

Answered: 5,174 Skipped: 50



Answer Choices	Responses
18	3.46% 179
19	2.76% 143
20	3.69% 191
21	3.44% 178
22	3.32% 172
23	4.60% 238
24	4.00% 207
25	4.97% 257
26	3.56% 184
27	3.96% 205
28	3.75% 194
29	3.79% 196
30	4.41% 228
31	2.96% 153
32	3.00% 155
33	2.65% 137
34	2.61% 135
35	2.49% 129
36	2.69% 139
37	2.32% 120
38	2.51% 130
39	2.26% 117
40	2.38% 123
41	1.84% 95
42	2.30% 119
43	1.68% 87
44	2.20% 114
45	2.13% 110
46	1.72% 89
47	1.37% 71
48	1.22% 63
49	1.35% 70
50	1.51% 78
51	1.08% 56
52	1.16% 60
53	0.75% 39
54	0.39% 20

Grand Sondage - Election présidentielle

55	0.54%	28
56	0.48%	25
57	0.60%	31
58	0.41%	21
59	0.31%	16
60	0.29%	15
61	0.21%	11
62	0.12%	6
63	0.10%	5
64	0.23%	12
65	0.08%	4
66	0.06%	3
67	0.04%	2
68	0.08%	4
69	0.02%	1
70	0.02%	1
71	0.02%	1
72	0.06%	3
73	0.00%	0
74	0.00%	0
75	0.00%	0
76	0.00%	0
77	0.00%	0
78	0.00%	0
79	0.00%	0
80	0.00%	0
81	0.00%	0
82	0.00%	0
83	0.00%	0
84	0.00%	0
85	0.00%	0
86	0.00%	0
87	0.02%	1
88	0.00%	0
89	0.00%	0
90	0.02%	1
91	0.00%	0
92	0.00%	0
93	0.00%	0
94	0.00%	0
95	0.00%	0
96	0.00%	0
97	0.00%	0
98	0.00%	0
99	0.00%	0
100	0.04%	2
Total		5,174