



HEAVY TRAFFIC



ONE-MAN OPERABLE



ECO-FRIENDLY



Access Covers and Gratings

REXUS II Manhole Covers



Main Features

Application

Class D400 Rexus II was designed to be lighter and resist to the most severe use conditions, including heavy traffic of heavy vehicles.

- Soundproof and vibration ring to support the cover.

Advanced Ergonomics

REXUS II enables utility personnel to undertake visual inspections and routine maintenance of underground networks with the minimum effort and in complete safety.

Security and Advanced Safety

Rexus II improved levels of security, designed to provide increasing degrees of resistance to unauthorized access. It must be noted that none of these levels will prevent the determined criminal or vandal from gaining access.

- New automatic locking through an elastic bar of ductile iron;
- New anti-theft system of the optional cover;
- Possibility to install an anti-opening lock.

Strength

REXUS II significantly exceeds the AASHTO (American Association of State Highway and Transportation Officials) H20 heavy duty load resistance requirement.

REXUS II is independently tested by an accredited organization.

Spring Bar Lock

REXUS II features a unique spring bar locking system, which is an integral part of the unit. This locking system combines ductile iron technology and decades of extensive experience in designing and manufacturing ductile iron municipal castings.

How does the spring bar lock function?

By harnessing the compressive forces that are created when the spring bar is in the closed position, the cover is held securely against the seating ring. Horizontal and vertical movement of the cover is thus eliminated, so that the cover is silent in operation. The spring bar automatically activates when the cover is closed.

How is the spring bar lock released?

- Opening - The spring bar lock is deactivated by inserting a bar/ pickaxe blade into the prizing slot in the front of the frame, then applying a little upward force until the cover pops open.
- Closing - The spring bar lock will be automatically activated if the cover is released part way through its closing arc. If the cover has been gently lowered into position it may be necessary to step on the raised part of the cover to ensure the spring bar lock has deployed correctly.



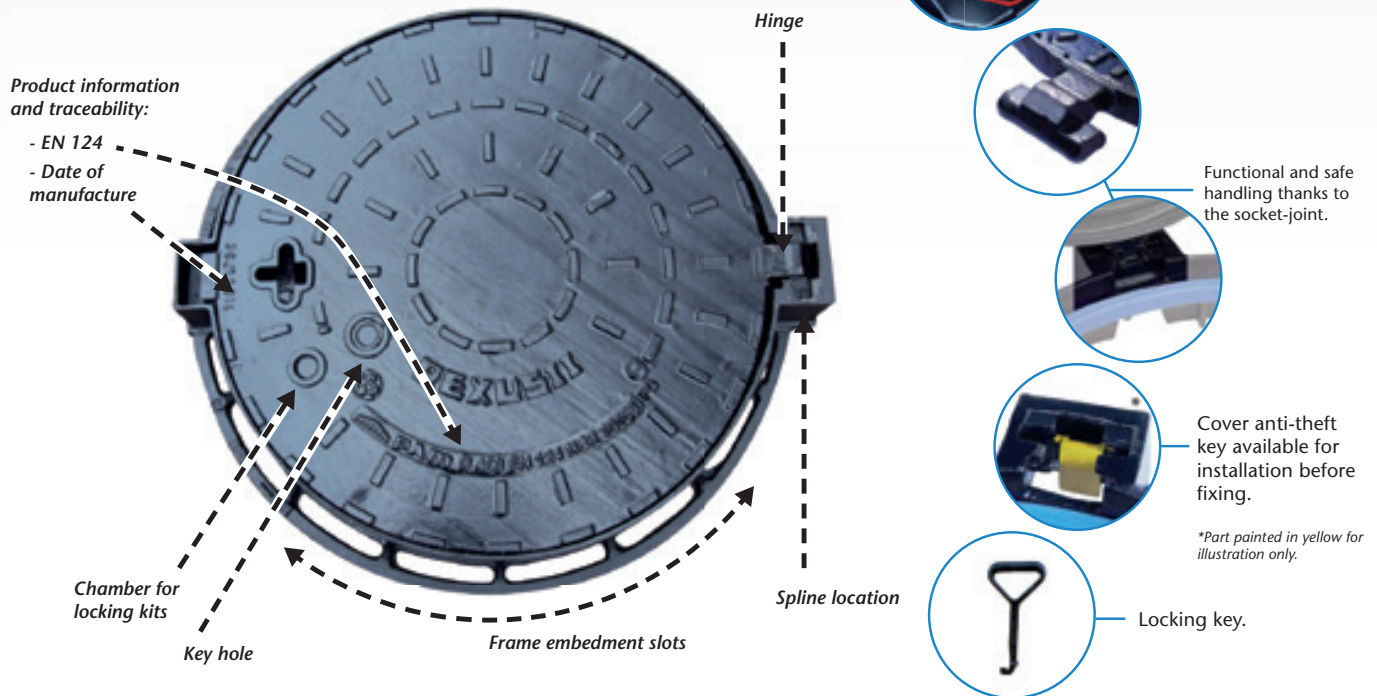
Durability of the spring bar lock

The spring bar lock has been designed to operate within the elastic limit of the specific grade of the ductile iron we produce in our foundry. In the laboratory, more than 400 opening and closing cycles were performed, during which the spring bar lock retained its efficiency. As far as field testing, this technology is now seven years old, with more than 1 million units in service. The spring bar lock does not require any on-site adjustment. Any unauthorized modification of the spring bar may adversely affect its performance.

Durability of the seating ring

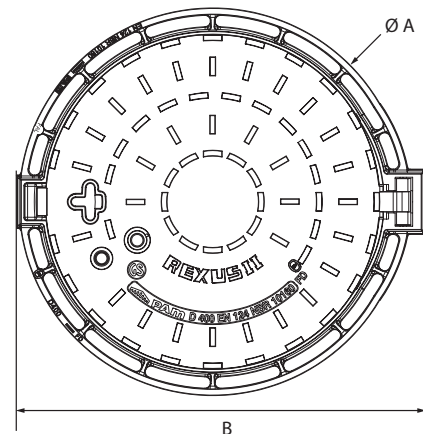
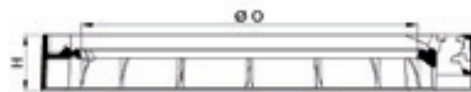
The seating ring is manufactured from a specifically formulated composite material that is known to have a high resistance to extremes of temperature, abrasion and shocks resulting from traffic flow and cover operation.

Simplicity and Safety in the Operation



Dimensions and Weights

WEIGHT (Lbs/Pounds)			DIMENSIONS (frame)			
Cover	Frame	Total	A (in)	B (in)	O (in)	H (in)
59,4	46,64	106,04	30	32	24	4



Specification

- REXUS II or similar approved Manhole Cover and Frame.
- Covers and frames shall be manufactured from Ductile Iron in accordance with ISO 1083.
- Covers shall be hinged and incorporate a 90° blocking system to prevent accidental closure and a 110° opening socket-joint.
- Covers shall be one-man operable using standard tools.
- Covers shall incorporate a spring bar locking system, which automatically activates when the cover is closed.
- Additional security features shall include a device to prevent the cover from being completely removed from the frame. This device shall be capable of being deactivated if required.
- Frames shall be circular and shall incorporate a seating ring, and shall have a 24" clear opening.
- Frame depth shall not exceed 4"; frame flanges shall incorporate bedding slots and bolt holes.
- All components shall be black coated*.
*The components can also be in epoxy.
- Product shall be manufactured in ISO 9000 certified manufacturing plants.

www.sgpam.com.br

SAINT-GOBAIN CANALIZAÇÃO LTDA

Central Office
Praia de Botafogo, 440, 7º andar
Rio de Janeiro • RJ
Brasil

Tel: +55 (21) 2128 1600
Fax: +55 (21) 2128 1623

pamsac@saint-gobain.com