

Orange County Orchid Society
September 2015





COVER PHOTO AUGUST 2015 JUDGES' CHOICE AWARD WINNER: *B/c.* (Aloha Case x Hunting Island)
'Carmela'

INSIDE COVER PHOTO: Same plant owned by Janet Roberson

This plant was purchased at one of the Fascination of Orchids Shows about eight years ago from Carmela Orchids of Hawaii as a plug.

It is grown outside year-round under 55% shade cloth.

After the meeting I enjoyed it in the house for a while and after the flowers faded I divided it and mounted part to try something new.



Orange County Orchid Society, Inc.

RANGER

September 2015

Volume 69, Issue 9

Activity: Plant Judging Workshop

Chair: Nohline L'Ecuyer

We have a wonderfully new interactive program planned for this month's meeting. It is something we have never done before and we hope we will all learn something from this Workshop.

We are going to start with a general discussion and demonstration on how to prepare your plants for judging, i.e. cleaning, staking, pot preparation, etc. This is to be done by *Janet Roberson*.



Table of Contents

Plant Judging Workshop	1
President's Message	2
Opportunity Knocking	2
Visitors	2
New Member	2
Commercial Supporters	2
Ribbon Judging Results	3
August Speaker - Winn Winmaw	3
Culture Lectures	3
Orchid Culture Class	3
Orchid 411.....	3
Member Plant Sales	4
Photo Sharing – Shirley Hayhurst.....	4
Versatile Mount	4 - 5
Photo Sharing – Jan Hennessey	5
Cherry Blossom Mount on Ironwood	6
Photo Sharing – Rosa Laursen	7
Photo Sharing – Dan Warren	7
Weather Comments	7
AOS Free to All Webinar	7
Photo Sharing – Jan Hennessey	7
Upcoming Events Calendar	8
OCOS Application for Membership	9
Plant Judging Picture	10 – 12
Meeting Picture	13
Trip to Barrego Springs	14
Fliers and Information	15 – 17
Meeting Flier	Back Cover

All pages 9 or greater are in the e-edition only

Then we will move onto judging each category of plants as a group. As judging is subjective, we will not be applying the AOS rules for judging as they are way complicated, but perhaps we will get some input into what they might look for. We will discuss the merits of the plants, not the growers, so this is not at all personal. We will also discuss the pronunciation of some of these wonderful creatures that we grow - this could be fun.

Then we will make the award decisions and place the winners in the group. At this point the plant owners will be able to tell us how and where the winners are grown. Group participation will be a key part of learning at this Workshop.

As an orchid society we are fortunate to have an extremely talented member, *Peter Lin*, who is not only an AOS judge, but a plant breeder as well. We have other members who have studied the AOS judging criteria, and hopefully they will also be able to give their input.

I may even bring some nonflowering plants so that we can practice the names, as I have some I cannot pronounce yet.

So bring your bloomers and your unusual plants and let's have fun learning about them.



Meeting Date

September 16, 2015

(3rd Wednesday each month)

Yorba Linda Public Library

Community Room (Lower Level)

18181 Imperial Highway

Yorba Linda CA 92886

Set-Up	6:00 pm
Plant Judging Set-Up	6:30 pm
Culture Lecture	6:45 pm
Orchid Judging	7:00 pm
Judging Workshop	7:30 pm
Opportunity Table	9:00 pm

Officers

President Nohline L'Ecuyer
orchids@nohline.com

First Vice President John Cox
& Dana Seelig

Second Vice President Edie Gulrich

Corporate Secretary Connie Ray

Membership Secretary ... Candy Jester

Treasurer Susan Scheffler

Past President Rosa Laursen

Directors

Class of 2016 Peggie Berry
& Janet Roberson

Class of 2017 Joy Keyser
& Sharon Tanner

Class of 2018 Richard Hess
& Tim Roby

Chairpersons

AOS Rep. Anne-Line Anderson

Auction..... Edie Gulrich
& Susan Scheffler

Beginners' Table Vergil Hettick
& Tim Roby

Culture Class Shirley Hayhurst

Historian Jan Hennessey

Judging Cindy & Rolland Taylor

Library Rosa Laursen

Meeting Facilitator Open

Member Plant Sales Edie Gulrich
& open

Opportunity Table Rosa Laursen

Orchid Digest Rep. Brenda Ward

Publicity Jan Hennessey

Ranger Editor Janet Roberson
ocosranger@twc.com

Refreshments Yolanda Brown

Sunshine Candy Jester

Website Rosa Laursen

Workshop Nohline L'Ecuyer
& Dan Warren

OCOS Website - www.ocos.net

Facebook at <https://www.facebook.com/OrangeCountyOrchidSociety>

Published at www.ranger.magcloud.com



President's Message

Nohline L'Ecuyer
orchids@nohline.com

When I sit down to read the Ranger, and I do read it before it goes out, I always marvel at what a wonderfully active Society we are.

I would like to start out this month with a very warm thank you to all the people of the board of the OCOS. The members who are on the board form such a wonderful cohesive team and everything comes together seamlessly - so thank you on behalf of all the members.



The Huntington Library and Gardens is having their first annual Orchid Exhibition and they are looking for volunteers for judging on October 15th, welcome table, information table, and plant hotel on October 16th, 17th and 18th. Please sign up at the next meeting or contact *Brandon Tam* at btam@huntington.org to put your name on the list. The Huntington is a wonderful resource in our local vicinity and we would like to have a couple of volunteers. Volunteering also gets you free entrance into the gardens for the day.

We had a very productive meeting at the August board meeting and I can tell you that we have planned a wonderful year of programs for our membership and for all people who want to join us to learn more about orchids. We have tried to bring our focus more onto education for our novice orchid growers and hopefully this will also be a refresher and an opportunity to share for our more experienced growers.



We had Winn Winmaw speak in August on the wonderful orchids of Mt. Victoria in Burma/Myanmar - what an interesting country.

In September we will have our Judging Workshop.

In October *Alan Koch* will speak on the topic of 'Orchids 101', and in November *Harry Phillips*, of Andy's Orchids, will speak.

We end the year with our favorite speaker, *George Hatfield* and our holiday banquet and plant exchange. So please mark your calendars for the rest of the year and join us in an exciting program.

And to start off a new year, we have our Annual Auction. I know it may sound crazy to be speaking of all these things, but we only have 16 weeks until the end of the year - yikes! Where did it go?

Please mark your calendars now so that we are remembered during this busy end of year rush.

Opportunity Knocking

Rosa Laursen

Once again our Opportunity Table will have a great assortment of plants from *Peter Lin* and all of you know how nice his plants are, so bring your money and luck, and you will have a good chance of going home with something very nice. Remember, the tickets you buy support our Society.

See you at the meeting on the 16th.

* * *

Visitors

Candy Jester

CHANTAL BANON

STEPHANIE KLEINERMAN

We hope you enjoyed your visit to our meeting and will be able to visit again soon.

New Member

Candy Jester

CHANTAL BANON

Welcome to our Society!

We hope to see you at all our fun filled meetings.

January 2014 Auction Commercial Supporters (Complete listing in Directory)



rePotme.com

21657 Paradise Road
Georgetown, DE 19947

302.855.5859

help@repotme.com

www.repotme.com



Santa Barbara Orchid Estate

Alice & Parry Gripp

1250 Orchid Drive

Santa Barbara CA 93111

805.967.1284

sboc@sborchid.com

www.sborchid.com

SUNSET VALLEY ORCHIDS

Grower and hybridizer of quality orchids
Vista, California (760) 639-6255

Sunset Valley Orchids

Fred Clarke

1255 Navel Place

Vista CA 92081

760.639.6255

fred.clarke@worldnet.att.net

www.sunsetvalleyorchids.com

Please keep all of our supporters in mind when you are looking for supplies or something new.



**Ribbon Judging Results
August 19, 2015 Meeting**

Tammy & Jamie Anderson

Standard Cymbidium

1st Place Bob Laughlin

Dendrobium

no entries

Phalaenopsis

1st Place Norman Holtkamp

2nd Place Janet Roberson

3rd Place Anne-Line Anderson

Paphiopedilum

1st Place ... Tammy & Jamie Anderson

2nd Place .. Tammy & Jamie Anderson

3rd Place Bob Laughlin

Botanical

1st Place ... Tammy & Jamie Anderson

2nd Place Barbara Olson

Oncidium

1st Place ... Tammy & Jamie Anderson

2nd Place Bob Laughlin

3rd Place Una Yeh

Laelia Tribe (Small)

1st Place Janet Roberson

2nd Place Una Yeh

3rd Place Jan Hennessey

Cultural Award Una Yeh

Laelia Tribe (Large)

1st Place Janet Roberson

2nd Place Una Yeh

3rd Place Una Yeh

Cultural Award .. Anne-Line Anderson

Species

1st Place Janet Roberson

2nd Place Bob Laughlin

3rd Place Shirley Hayhurst

Cultural Award Janet Roberson

Vandacious

1st Place Norman Holtkamp

2nd Place .. Tammy & Jamie Anderson

3rd Place Janet Roberson

Cultural Award Norman Holtkamp

Novelty Cymbidium

no entries

Novice

no entries




Judges' Choice Award

B/c. (Aloha Case x Hunting Island)
'Carmela'

Owned by Janet Roberson

**August Speaker
Winn Winmaw**



* * *

Culture Lectures

Janet Roberson

I am so happy to be able to announce that we will once again be able to enjoy Culture Classes starting with this meeting (September).

Shirley Hayhurst has agreed to Chair and organize our Culture Classes.

For those of you unfamiliar with this portion of our meetings, it is held in the foyer (just outside the wooden double doors to our meeting room). It will begin at 6:45 pm and everyone is welcome to attend these intimate (close quarters) discussions. They will continue throughout the year at most of the meetings on all sorts of topics.

Thanks so much, *Shirley!*



Edie Gulrich will be teaching a short class on "How do you know if it has a VIRUS?"

SOMETIMES YOU JUST DON'T KNOW!

She will be speaking on the Ins and Outs of virus testing with kits available for sale for anyone interested. The fee for each kit will be \$6.00, which is our cost, and you may either take the kit home to perform the test yourself, or she has once again agreed to perform the testing for us, this time as part of the Culture Class.

* * *

Orchid 411

Brenda Ward

wardbrendar@hotmail.com

Slip Your Plants Some Perrier

Got this tip from PureWow – 9 Ways Not to Kill Your Houseplants

"Studies show that a little carbonated water can go a long way when it comes to healthy plant growth. A once-a-week sip -- no more than a cup -- is enough (hey, no sense wasting too much of the good stuff if you don't need to). Just make sure you let the drink warm to room temperature before you use it to water your plants."

* * *



Member Plant Sales

Edie Gulrich

Every month we have very nice plants for sale, which are brought in by members who have really good green thumbs and at very good prices. My thought on this is...why not ask the member, whose plant it is that you like, how they grow the plant so well. Then when we are dividing our own plants why not share them with others, after all how many of the same plants do we really need? Think of the space you'll now have for new plants!! As a final thought, if you have a healthy plant but haven't been able to have it bloom, why not offer it to someone else who may have better luck with it; maybe their growing area is just different enough that it may provide what the plant needs. No matter the reason for bringing in plants to sell, it benefits you, the Society, and the buyer; it's a win-win for all. See you at the Members' Plant Sales Table.

* * *

Photo Sharing

Shirley Hayhurst



Gongora galaeta



Lc. Remo Prada 'Clown'

I am sharing these two photos I took this morning, which will probably not be around for the meeting.

* * *



Versatile Mount

Dan Warren

Article and Pictures

How do you display a mounted orchid equipped only with a hook, while it is in bloom? My answer to this question is a new mount design I call the Versatile Mount. It's a very effective design, a very simple design, and it can be easily made in several different sizes to meet your needs.



When the idea first came to me for this new design, I selected the most challenging mounted orchid I had to test it on: an orchid on a huge, oddly shaped piece of manzanita. It is very large, very heavy, and very difficult to balance. Due to its odd shape, it does not hang straight down, but at an angle. A design that will support this oddly shaped and massive mount will hold any mounted orchid I know.

(Versatile Mount - Continued on Page 5)

The final design ended up being as simple as it is effective. It is just a piece of bamboo stuck in one end of a plywood base. The first mount I built, and the largest, used nothing more than three pieces of plywood and a 3/4" thick piece of bamboo. The bamboo, being naturally strong, easily supported the massive twisting load of this large mount without bending.



The first step in making the mount was to cut off the top of the bamboo at 45 degrees and form a small keyhole in the bottom lip of the angled cut. I made the keyhole a little wider than the wire of the mount, and three times as long as it was wide.



Then to make the large base, I cut one piece of 3/4" thick exterior plywood 12" wide x 19 1/2" long, and two pieces 3" long x 12" wide.

After clipping the outside corners 3/4" at 45 degrees, I stacked the two small pieces on top of the base and screwed them to the base with countersunk screws from the underside.



Drilling a 3/4" diameter hole through the three layers of plywood, just under the width of the bamboo, I lightly sanded the outside of the bamboo for a nice tight fit, inserted it into the hole so that the keyhole faced the opposite end of the base and pinned it in place with a screw through the end of the base.

The angled cut at the top of the bamboo makes it easy to slip the end of the hook into the end of the bamboo. When you let go, the mount drops to the bottom of the lip and the wire goes into the keyhole. Now the mount is held firmly in place. Most mounts will automatically face forward. If they do not, you can easily twist the hook to face the plant where you want.

To make sure that the design was versatile, I made several smaller sizes for smaller orchid mounts. The smallest was a piece of plastic deck material 3/4" thick x 2 1/2" wide and 3 1/2" long with a 1/4" dia. 18 1/2" long piece of bamboo. All sizes of the design worked beautifully, handling various sizes of orchids and even one succulent at a good display height with no tendency to tip. All sizes stack easily on the largest base for storage when not in use.

Photo Sharing

Jan Hennessey



This shows the emergence of a spike, or inflorescence, on a Stanhopea.



Cherry Blossom Mount on Ironwood

Dan Warren

Article and Pictures

This mount is 28" tall, 12" wide, and 12" long, and is very special to me. It's probably the only one I will ever make just like this. What makes it so very special is that the manzanita branch sits on a solid ironwood cross section for a base. Being ironwood, I do not expect it to have the weaknesses of other cross-sections; breaking up over time along the growth rings, becoming a bunch of doughnut shaped pieces of wood no longer attached to each other, letting the mount fall apart. The wood is very attractive, blending in with and complementing the manzanita in a way that only natural wood can do. Its free-form shape gives it a very natural and attractive appearance. Its great weight serves as a counterbalance, making the mount very resistant to tipping.

Having made this unique mount, I wanted some very special orchids to put on them. So I turned to my favorite go-to guy for special orchids, my Diamond Bar neighbor *Peter Lin* of Diamond Orchids, and an OCOS member. A few weeks later *Peter* called me and said he had found a great orchid for this mount: *Ascofinetia* Cherry Blossom (*Neofinetia falcata* (white) x *Ascocentrum ampullaceum* (China Strain)).

When I saw it, I knew he was right! Its straight, bright green leaves would stand out beautifully from the twisting red manzanita and set off the beautiful and delicate cherry colored blossoms. The cherry colored blossoms would echo the red of the manzanita, making a very pleasing color combination. Even when not in bloom, the green leaves against the manzanita would be very attractive. Being a cross between two epiphytic orchids, it is excellent for mounting. It looks like a small *Vanda*, and its flowers are cherry colored with a curved spur. It is temperature tolerant to the high 30's, so does well in

our climate. It is also small and grows slowly, an excellent choice for this delicately shaped mount.

I bought four of them, knowing that eventually they would fill the manzanita and give the appearance of a miniature tree, and when in bloom would look very like a miniature cherry tree in bloom.


When I started mounting the orchids, I found two things that were very different. The first was that the pots the orchids came in was not a solid pot, but an open mesh of plastic that the roots had grown through, making it difficult to remove the pots without damaging the roots. The second was that there were only small diameter branches to mount the orchid to, rather than the larger branches I was used to. Both of these problems turned out to be easy to solve.

Two easy steps removed the pots. First, I used a razor blade to cut all around the bottom of the pot, removing it in one piece. Then I cut the band at the top of the pot across, letting me fold back all of the side at once exposing all the orchid roots without damaging them.

To mount to the small limbs, I positioned three of the plants near a fork in the branch. Then I formed a strong loop in one end of a wire around one side of a fork where I wanted one end of the roots to be, and added a small screw in the branch where I planned for the other end of the roots to be. It was then a simple matter to wind the wire around and around the moss and roots until I reached the screw at the other end, and tie the wire to the screw.

On the one branch that did not have a convenient fork where I needed it, I simply put a screw at one end of the roots to stand in for the fork, and then proceeded as before.

When it was finished, I was extremely pleased. This mount had turned out as well as I had hoped it would. And, by its being a little different and challenging, I learned some new techniques that will come in very handy in the future.



* * *

Photo Sharing

Rosa Laursen



I won this beautiful *Cattleya loddigesii* last month at the Opportunity Table.

It is a species plant and blooms summer / fall and is fragrant.

* * *

Photo Sharing

Dan Warren



This is *C. Pink Lady*. I bought it from Orchids of Los Osos in November 2011. This is one of my favorite Cats. It blooms regularly and the blooms last about 4 weeks.

It was open from July 21 through August 17 this year, four weeks in all, right between our July and August meetings.

It opened 6 days late for the July meeting, and wilted 2 days before our August meeting.

A beautiful orchid with very bad timing!

* * *

Weather Comments

Dan Warren

You may have heard this already, but there is even more good news for the possibility of plenty of rain in our future.

According to today's Register (8.24.2015), not only is there a very good chance for good rainfall from the expected El Nino from the warming water below the equator, but we are also expecting to get more rain from the warming water above the equator, called a PDO condition, or Pacific Decadal Oscillation.

These are two separate conditions, each of which brings us more rain, that look like they are going to hit us at one time. The El Nino only lasts a year or two, but the PDO lasts a decade or more.

So relief may be in sight, not only short term, but long term as well.

* * *

AOS Free to All Webinar

'Growing Phalaenopsis – The Basics of Achieving Success with The Beautiful Moth Orchid' – September 17, 2015 from 8:30 – 9:30 p.m. EDT

It is very easy to register for and watch a webinar! Go to www.aos.org <http://aos.informz.net/z/cjUucD9taT00ODA4NjY3JnA9MSZ1PTEwNjU5MTUxNjgmbGk9MjkYNDUxMjA/index.html> and click on the Webinar tab for more information about previously recorded webinars and the upcoming live webinar, and to download a PDF document that explains how to register for and watch your webinar. However, you cannot register for the current live webinar until a few days after the last live webinar has aired.

* * *

Photo Sharing

Jan Hennessey



This is *LC Nigroscent 'flave'*; originally from Ed Wise, I have had it for 6 years. It just opened.

* * *



Orange County Orchid Society, Inc.

APPLICATION FOR MEMBERSHIP

Please print

Name: _____ Date: _____

Signature: _____

Address: _____

City: _____ Zip: _____

Home Tel: _____ Cell Tel: _____

E-Mail: _____ Fax: _____

Include email address in the Directory Yes / No

How do you want to receive your newsletter?

E-Mail _____ (~16 pages) **Mail** _____ (6 pages)

Name badge order: Yes / No (Engraved badge \$12.00 ea.) _____

Yes / No (Business card / plastic holder \$3.00 ea.) _____

Name / s: _____

How did you hear about the Orchid Society?

I have about _____ orchids
in my collection.

I grow orchids:

I like to grow _____

_____ in my house

species _____

_____ outside

hybrids _____

_____ in a greenhouse

The OCOS relies on the membership to volunteer whenever possible.
Please indicate whether you would be willing to volunteer your time to
help with Society programs.

Yes _____ No _____

Sometime in the future _____

www.OCOS.net

Annual dues are \$15.00
per year
for the household.

**OCOS Year is
June through May
Due by May 31**

New Member

If you join
June - November
\$15.00 _____

If you join
December - May
\$7.50 _____

Renewal

\$15.00 per year
Plan ahead,
join for several years.

_____ Years

Total Paid _____

Checks should be made payable to
OCOS

Mail with this application to:
Orange County Orchid Society, Inc.
c/o 740 South Stillwater Lane
Anaheim Hills, CA 92807



Plant Judging Pictures

photos by Janet Roberson



Standard Cymbidium – First Place
Ansellia africana – Bob Laughlin



Phalaenopsis – First Place
Phal. White Beauty – Norman Holtkamp



Paphiopedilum – First Place
Monsoon Citrus Cooler – Tammy Anderson



Botanical – First Place
Masdevallia Chery Shehen 'The Babe' – Tammy Anderson

Plant Judging Pictures

photos by Janet Roberson



Oncidium – First Place
Miltassia Charles M. Fitch 'Izumi'
Tammy Anderson



Small Laelia – First Place & Judges' Choice Award
B/c. (Aloha Case x Hunting Island) 'Carmela'
Janet Roberson



So sorry, Una. I missed seeing the tag.
Small Laelia – Cultural Award
Encyclia alata x sib. – Una Yeh

Large Laelia – First Place
B/c. Waikiki Gold 'Lea' x *C. Brabantiae* – Janet Roberson

Plant Judging Pictures

photos by Janet Roberson



Large Laelia – Cultural Award
Prosthechea cochleata 'Lazaro' x 'SVO'
Anne-Line Anderson



Species – First Place & Cultural Award
Dendrochilum latifolium var. *macranthum*
Janet Roberson



Vandacious – First Place & Cultural Award
Fasha Niolalla – Norman Holtkamp

Meeting Picture

photo from the August meeting by Sharon Tanner



Trip to Barrego Springs
photos by Rosa Laursen



Fliers and Information for Upcoming Events



**Orchid Show
and Sale**
September 19 and 20

Orchids-R-Easy Classes All Weekend

Sales: Sat 9-5 & Sun 9-4
Show: Sat 11-5 & Sun 9-4
Location: South Coast Botanic Garden
26300 Crenshaw Blvd., Palos Verdes

- Buy direct from commercial growers
- See award winning orchids/displays
- All day demonstrations on orchid care and repotting
- Stroll the botanical gardens

Admission: \$9 Adults \$6 Seniors
Free Parking

For all show information and map to gardens:
www.southbayorchidsociety.com

Andy's Orchids End of Summer Bug Special

As summer is winding down, at Andy's Orchids we are ready to help deplete the bug population. This should be considered a celebration of accumulation.

As the bug population that we are offering for depletion are *Restrepia* & *Trichoceros*. Our infamously plants are outrageous and the adoration is so infectious.

Check our website to see the available "insects". Just go to our check-out and pick some to collect.

Our "bugs" are the best, never a need for DEET. They're not considered pests instead are very neat.

So get your bug collector, search our web and see what you can "catch".


Share in the elation while adding to the accumulation. At 25% discount of additional mounts.

25% Off
all

Restrepia* & *Trichoceros

listed on our website by phone, email, or internet. Sale prices valid from now until September 22nd.

www.andysorchids.com
Phone: (760) 436.4239
info@andysorchids.com



Fascination of Orchids Show and Sale

September 26 & 27, 2015 10 am to 5 pm
South Coast Plaza Village
1631 West Sunflower
(Corner of Sunflower & Bear)
Santa Ana, CA 92704

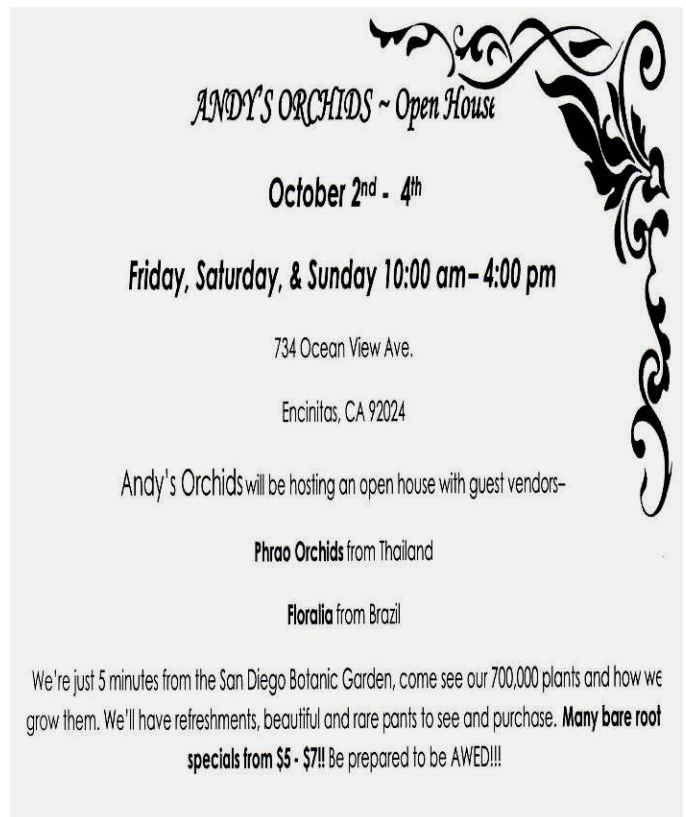
Exhibits • Seminars • Sales

Experience thousands of exotic orchids in a beautiful outdoor setting and learn how to grow and exhibit orchids from local experts.

Parking and admission are free.

For more information please call 949.735.2930 or visit oorchidshow.com

Quality is
SOUTH COAST PLAZA
International Destination



ANDY'S ORCHIDS ~ Open House

October 2nd - 4th

Friday, Saturday, & Sunday 10:00 am - 4:00 pm

734 Ocean View Ave.
Encinitas, CA 92024

Andy's Orchids will be hosting an open house with guest vendors-

Phrao Orchids from Thailand
Floralia from Brazil

We're just 5 minutes from the San Diego Botanic Garden, come see our 700,000 plants and how we grow them. We'll have refreshments, beautiful and rare plants to see and purchase. **Many bare root specials from \$5 - \$7!!** Be prepared to be AWED!!!



Fliers and Information for Upcoming Events

Gubler ORCHIDS Home Orchid Care Guide Carnivorous Plants Orchid Festival Visit Us Contact Store

Orchid Festival

ORCHID FESTIVAL
Organized by the Yucca Valley Sunset Rotary Club

Come Join us for 20th anniversary of the Morongo Basin Orchid Festival!

October 3rd and 4th

It's because of your support, we're proud to say that the event has raised over \$200,000 over the years. This year's event will also coincide with the 40th anniversary of Gubler Orchids in the High Desert.

Enjoy free greenhouse tours, orchid classes, live music, food and many other fun activities.

Runners, come participate in the first ever 5k Orchid Run, sponsored by New Horizons. [Click here to register.](#)

Please visit our site again as we will continue to update the details!

[Schedule of Events](#)

[Class Registration is now open](#)

[Festival History](#) [2015 Beneficiaries & Contributors](#)

Traveled a distance to attend the festival? Here's some local lodging options:
[Kelly's Lazy Desert](#)
[Super 8 Motel Yucca Valley](#)

[Press Room](#)

All content copyright 2015 Gubler Orchids. P.O. Box 21100, 2200 Bellfield Blvd., Lancaster, CA 93285

Southern California Orchid Species Society

ANNUAL ORCHID AUCTION

Sunday, October 11, 2015

Kraemer Memorial Park
Backs Community Building
201 Bradford Ave., Placentia
Chapman and Bradford
Parking off Bradford, north side of park

Preview at 12:30 PM
Auction starts at 1 PM

Featuring
Species and Hybrids

Including many plants not readily available from other sources

www.socalorchidspecies.com

Affiliated with:
 American Orchid Society
 Orchid Digest
 Orchid Conservation Alliance

Beautiful Orchids

International Orchid Show and Sale at The Huntington Library, Art Collections, and Botanical Gardens

October 16-18, 2015
 Friday: Noon-4:30 p.m.
 Saturday & Sunday: 10:30 a.m.-4:30 p.m.

- Exhibits by Southern California Orchid Societies and International Growers
- Orchids and supplies for sale from vendors from around the world
- Lectures for beginners and experts alike

THE HUNTINGTON
 Library, Art Collections, and Botanical Gardens

1151 Oxford Road | San Marino, CA 91108 | More information: Huntington.org/OrchidShow

San Diego County Orchid Society's Fall Show in the Park

Saturday
 October 24th 2015
 Noon to 5 pm

Sunday
 October 25th 2015
 10am to 4 pm


Casa del Prado rm
 101 Balboa Park
sdorchids.com



SCOS Orchid Auction

Species

Blooming Orchids



Hybrids

Outdoor Growing Orchids

**Monday, October 26, 2015
6:00 to 9 p.m.**

Join the fun and excitement at our **Annual Orchid Auction.**
Bid on Exotic Quality Plants from commercial growers and private collections at no-reserve auction prices.

**Whaley Park Clubhouse
5620 Atherton Street, Long Beach
www.southcoastorchidsociety.com**

★ South Coast Orchid Society meets at Whaley Park 7:00 p.m. the 4th Monday of each month. ★



Fall Orchid Festival

presented by the
Carmel Orchid Society

**Friday
Saturday
Nov 13-14
9AM - 4PM**

Orchid Sales
Orchid Display
Silent Auction
Orchid Care Classes
Potting Demonstrations

Community Church of the Monterey Peninsula
4590 Carmel Valley Rd. Carmel CA
www.carmelorchidsociety.org



Don't miss our Big Annual Spring Show and Sale

**Scottish Rite Center
at 1895 Camino Del Rio South
in San Diego's Mission Valley**

March 11-13, 2016

Friday 3 - 7 p.m.
Saturday 9 a.m. - 6 p.m.
Sunday 10 a.m. - 4 p.m.

Admission \$8 (Discounts at sdorchids.com)
Free Parking

- Hundreds of Orchids
- Beautiful Floor Displays
- Vendors from Around the World
- Informative Speakers

Put it on your calendar!





Orange County Orchid Society

Everyone Welcome!

**Meetings are the
Third Wednesday
Every Month**

**Member Ribbon Judging
7:00 p.m.
General Meeting
7:30 p.m.**

**Information:
Nohline L'Ecuyer
orchids@nohline.com
714.491.6660**

**Meeting Location:
Yorba Linda Public Library
Community Room
(Lower Level)
18181 Imperial Highway
Yorba Linda CA 92886**

**Judging Competitor August 2015
Photo by Sharon Tanner**