







Playing and Exploring, Active Learning, and Creating and Thinking Critically support children's learning across all areas

## Personal, Social and Emotional Development: Making relationships

	A Unique Child: observing what a child is learning	Positive Relationships: what adults could do	Enabling Environments: what adults could provide
 <p><b>Birth - 11 months</b></p>	<ul style="list-style-type: none"> <li>Enjoys the company of others and seeks contact with others from birth.</li> <li>Gazes at faces and copies facial movements. e.g. sticking out tongue, opening mouth and widening eyes.</li> <li>Responds when talked to, for example, moves arms and legs, changes facial expression, moves body and makes mouth movements.</li> <li>Recognises and is most responsive to main carer's voice: face brightens, activity increases when familiar carer appears.</li> <li>Responds to what carer is paying attention to, e.g. following their gaze.</li> <li>Likes cuddles and being held: calms, snuggles in, smiles, gazes at carer's face or strokes carer's skin.</li> </ul>	<ul style="list-style-type: none"> <li>Make sure babies have their own special person in the setting, who knows them really well and understands their wants and needs.</li> <li>Tune in sensitively to babies, and provide warm, loving, consistent care, responding quickly to babies' needs.</li> <li>Hold and handle babies, since sensitive touch helps to build security and attachment.</li> <li>Ensure that the key person or buddy is available to greet a young baby at the beginning of the session, and to hand them over to parents at the end of a session, so the young baby is supported and communication with parents is maintained.</li> <li>Engage in playful interactions that encourage young babies to respond to, or mimic, adults.</li> <li>Follow the baby's lead by repeating vocalisations, mirroring movements and showing the baby that you are 'listening' fully.</li> <li>Notice when babies turn away, signalling their need for less stimulation.</li> <li>Discover from parents the copying games that their babies enjoy, and use these as the basis for your play.</li> <li>Talk with babies about special people, such as their family members, e.g. grandparents.</li> </ul>	<ul style="list-style-type: none"> <li>Ensure staff are aware of the importance of attachment in relationships.</li> <li>Ensure the key person is paired with a 'buddy' who knows the baby and family as well, and can step in when necessary.</li> <li>At times of transition (such as shift changes) make sure staff greet and say goodbye to babies and their carers. This helps to develop secure and trusting three-way relationships.</li> <li>Plan to have one-to-one time to interact with young babies when they are in an alert and responsive state and willing to engage.</li> <li>Display photos of family and other special people.</li> <li>Share knowledge about languages with staff and parents and make a poster or book of greetings in all languages used within the setting and the community.</li> <li>Repeat greetings at the start and end of each session, so that young babies recognise and become familiar with these daily rituals.</li> </ul>
 <p><b>8-20 months</b></p>	<ul style="list-style-type: none"> <li>Seeks to gain attention in a variety of ways, drawing others into social interaction.</li> <li>Builds relationships with special people.</li> <li>Is wary of unfamiliar people.</li> <li>Interacts with others and explores new situations when supported by familiar person.</li> <li>Shows interest in the activities of others and responds differently to children and adults, e.g. may be more interested in watching children than adults or may pay more attention when children talk to them.</li> </ul>	<ul style="list-style-type: none"> <li>Involve all children in welcoming and caring for one another.</li> <li>Give your full attention when young children look to you for a response.</li> <li>Enable children to explore by providing a secure base for them.</li> <li>Help young children to understand the feelings of others by labelling emotions such as sadness or happiness.</li> </ul>	<ul style="list-style-type: none"> <li>Play name games to welcome children to the setting and help them get to know each other and the staff.</li> <li>Regularly evaluate the way you respond to different children.</li> <li>Ensure there are opportunities for the child to play alongside others and play cooperative games with a familiar adult.</li> <li>Provide matching items to encourage adult and child to mimic each other in a cooperative game. e.g. two identical musical instruments.</li> </ul>
 <p><b>16-26 months</b></p>	<ul style="list-style-type: none"> <li>Plays alongside others.</li> <li>Uses a familiar adult as a secure base from which to explore independently in new environments, e.g. ventures away to play and interact with others, but returns for a cuddle or reassurance if becomes anxious.</li> <li>Plays cooperatively with a familiar adult, e.g. rolling a ball back and forth.</li> </ul>		




Children develop at their own rates, and in their own ways. The development statements and their order should not be taken as necessary steps for individual children. They should not be used as checklists. The age/stage bands overlap because these are not fixed age boundaries but suggest a typical range of development.

Playing and Exploring, Active Learning, and Creating and Thinking Critically support children's learning across all areas

Personal, Social and Emotional Development: Making relationships			
	A Unique Child: observing what a child is learning	Positive Relationships: what adults could do	Enabling Environments: what adults could provide
 22-36 months	<ul style="list-style-type: none"> <li>Interested in others' play and starting to join in.</li> <li>Seeks out others to share experiences.</li> <li>Shows affection and concern for people who are special to them.</li> <li>May form a special friendship with another child.</li> </ul>	<ul style="list-style-type: none"> <li>Ensure that children have opportunities to join in.</li> <li>Help them to recognise and understand the rules for being together with others, such as waiting for a turn.</li> <li>Continue to talk about feelings such as sadness, happiness, or feeling cross.</li> <li>Model ways of noticing how others are feeling and comforting/helping them.</li> </ul>	<ul style="list-style-type: none"> <li>Make time for children to be with their key person, individually and in their key group.</li> <li>Create areas in which children can sit and chat with friends, such as a snug den and cosy spaces.</li> <li>Provide resources that promote cooperation between two children such as a big ball to roll or throw to each other.</li> </ul>
 30-50 months	<ul style="list-style-type: none"> <li>Can play in a group, extending and elaborating play ideas, e.g. building up a role-play activity with other children.</li> <li>Initiates play, offering cues to peers to join them.</li> <li>Keeps play going by responding to what others are saying or doing.</li> <li>Demonstrates friendly behaviour, initiating conversations and forming good relationships with peers and familiar adults.</li> </ul>	<ul style="list-style-type: none"> <li>Support children in developing positive relationships by challenging negative comments and actions towards either peers or adults.</li> <li>Encourage children to choose to play with a variety of friends from all backgrounds, so that everybody in the group experiences being included.</li> <li>Help children understand the feelings of others by labelling emotions such as sadness, happiness, feeling cross, lonely, scared or worried.</li> <li>Plan support for children who have not yet made friends.</li> </ul>	<ul style="list-style-type: none"> <li>Plan activities that require collaboration, such as parachute activities and ring games.</li> <li>Provide stability in staffing, key person relationships and in grouping of the children.</li> <li>Provide time, space and materials for children to collaborate with one another in different ways, for example, building constructions.</li> <li>Provide a role-play area resourced with materials reflecting children's family lives and communities. Consider including resources reflecting lives that are unfamiliar, to broaden children's knowledge and reflect an inclusive ethos.</li> <li>Choose books, puppets and dolls that help children explore their ideas about friends and friendship and to talk about feelings, e.g. someone saying 'You can't play'.</li> </ul>
 40-60+ months	<ul style="list-style-type: none"> <li>Initiates conversations, attends to and takes account of what others say.</li> <li>Explains own knowledge and understanding, and asks appropriate questions of others.</li> <li>Takes steps to resolve conflicts with other children, e.g. finding a compromise.</li> </ul> <p><b>Early Learning Goal</b> Children play co-operatively, taking turns with others. They take account of one another's ideas about how to organise their activity. They show sensitivity to others' needs and feelings, and form positive relationships with adults and other children.</p>	<ul style="list-style-type: none"> <li>Support children in linking openly and confidently with others, e.g. to seek help or check information.</li> <li>Model being a considerate and responsive partner in interactions.</li> <li>Ensure that children and adults make opportunities to listen to each other and explain their actions.</li> <li>Be aware of and respond to particular needs of children who are learning English as an additional language.</li> </ul>	<ul style="list-style-type: none"> <li>Ensure that children have opportunities over time to get to know everyone in the group, not just their special friends.</li> <li>Ensure children have opportunities to relate to their key person, individually and in small groups.</li> <li>Provide activities that involve turn-taking and sharing in small groups.</li> </ul>




Children develop at their own rates, and in their own ways. The development statements and their order should not be taken as necessary steps for individual children. They should not be used as checklists. The age/stage bands overlap because these are not fixed age boundaries but suggest a typical range of development.

Playing and Exploring, Active Learning, and Creating and Thinking Critically support children's learning across all areas

Personal, Social and Emotional Development: Self-confidence and self-awareness			
	A Unique Child: observing what a child is learning	Positive Relationships: what adults could do	Enabling Environments: what adults could provide
 <p><b>Birth - 11 months</b></p>	<ul style="list-style-type: none"> <li>Laughs and gurgles, e.g. shows pleasure at being tickled and other physical interactions.</li> <li>Uses voice, gesture, eye contact and facial expression to make contact with people and keep their attention.</li> </ul>	<ul style="list-style-type: none"> <li>Show your pleasure in being with the baby.</li> <li>Be close by and available, to ensure that babies feel safe and loved even when they are not the centre of adult attention.</li> <li>Say or sing made-up rhymes or songs while stroking or pointing to the babies' hands, feet or cheeks.</li> <li>Respond to and build on babies' expressions, actions, and gestures. Babies will repeat actions that get a positive response from you.</li> <li>Find out what babies like and dislike through talking to their parents.</li> </ul>	<ul style="list-style-type: none"> <li>Provide a sofa or comfy chair so that parents, practitioners and young babies can sit together.</li> <li>Give babies toys to hold while you are preparing their food, or gathering materials for a nappy change.</li> <li>Plan to have times when babies and older siblings or friends can be together.</li> <li>Devote uninterrupted time to babies when you can play with them when they are ready to engage. Be attentive and fully focused.</li> <li>Plan time to share and reflect with parents on babies' progress and development, ensuring appropriate support is available where parents do not speak or understand English.</li> </ul>
 <p><b>8-20 months</b></p>	<ul style="list-style-type: none"> <li>Enjoys finding own nose, eyes or tummy as part of naming games.</li> <li>Learns that own voice and actions have effects on others.</li> <li>Uses pointing with eye gaze to make requests, and to share an interest.</li> <li>Engages other person to help achieve a goal, e.g. to get an object out of reach.</li> </ul>	<ul style="list-style-type: none"> <li>Playfully help babies to recognise that they are separate and different from others, e.g. pointing to own and baby's nose, eyes, fingers.</li> <li>Give opportunities for babies to have choice, where possible.</li> <li>Follow young babies' lead as they explore their surroundings, people and resources.</li> <li>Talk to babies about puzzles they encounter such as how to get their sock back from where it has fallen, asking whether they can do it or if they might need help.</li> </ul>	<ul style="list-style-type: none"> <li>Place mirrors where babies can see their own reflection. Talk with them about what they see.</li> <li>Offer choices, e.g. different vegetables and fruit at snack time or different toys.</li> <li>Allow enough space for babies to move, roll, stretch and explore.</li> <li>Respond to what babies show you they are interested in and want to do, by providing a variety of activities, stories and games.</li> </ul>
 <p><b>16-26 months</b></p>	<ul style="list-style-type: none"> <li>Explores new toys and environments, but 'checks in' regularly with familiar adult as and when needed.</li> <li>Gradually able to engage in pretend play with toys (supports child to understand their own thinking may be different from others).</li> <li>Demonstrates sense of self as an individual, e.g. wants to do things independently, says "No" to adult.</li> </ul>	<ul style="list-style-type: none"> <li>Make sure the child can explore from the secure, close-by presence of their key person.</li> <li>Model pretend play.</li> <li>Share children's pleasure when they do something for themselves.</li> </ul>	<ul style="list-style-type: none"> <li>Making choices is important for all children. Consider ways in which you provide for children with disabilities to make choices, and express preferences about their carers and activities.</li> <li>Display photographs of carers, so that when young children arrive, their parents can show them who will be there to take care of them.</li> <li>Share with children photographs of their activities, talking with them about what they did and how they felt.</li> </ul>

Children develop at their own rates, and in their own ways. The development statements and their order should not be taken as necessary steps for individual children. They should not be used as checklists. The age/stage bands overlap because these are not fixed age boundaries but suggest a typical range of development.

Playing and Exploring, Active Learning, and Creating and Thinking Critically support children's learning across all areas

Personal, Social and Emotional Development: Self-confidence and self-awareness			
	A Unique Child: observing what a child is learning	Positive Relationships: what adults could do	Enabling Environments: what adults could provide
 22-36 months	<ul style="list-style-type: none"> <li>• Separates from main carer with support and encouragement from a familiar adult.</li> <li>• Expresses own preferences and interests.</li> </ul>	<ul style="list-style-type: none"> <li>• Recognise that children's interest may last for short or long periods, and that their interest and preferences vary.</li> <li>• Value and support the decisions that children make</li> <li>• Talk to children about choices they have made, and help them understand that this may mean that they cannot do something else.</li> <li>• Be aware of cultural differences in attitudes and expectations. Continue to share and explain practice with parents, ensuring a two-way communication using interpreter support where necessary.</li> </ul>	<ul style="list-style-type: none"> <li>• Discuss with staff and parents how each child responds to activities, adults and their peers.</li> <li>• Build on this to plan future activities and experiences for each child.</li> <li>• As children differ in their degree of self-assurance, plan to convey to each child that you appreciate them and their efforts.</li> <li>• Consult with parents about children's varying levels of confidence in different situations.</li> </ul>
 30-50 months	<ul style="list-style-type: none"> <li>• Can select and use activities and resources with help.</li> <li>• Welcomes and values praise for what they have done.</li> <li>• Enjoys responsibility of carrying out small tasks.</li> <li>• Is more outgoing towards unfamiliar people and more confident in new social situations.</li> <li>• Confident to talk to other children when playing, and will communicate freely about own home and community.</li> <li>• Shows confidence in asking adults for help.</li> </ul>	<ul style="list-style-type: none"> <li>• Encourage children to see adults as a resource and as partners in their learning.</li> <li>• Teach children to use and care for materials, and then trust them to do so independently.</li> <li>• Ensure that key practitioners offer extra support to children in new situations.</li> </ul>	<ul style="list-style-type: none"> <li>• Record individual achievements which reflect significant progress for every child.</li> <li>• Seek and exchange information with parents about young children's concerns, so that they can be reassured if they feel uncertain.</li> <li>• Vary activities so that children are introduced to different materials.</li> <li>• Make materials easily accessible at child height, to ensure everybody can make choices.</li> </ul>
 40-60+ months	<ul style="list-style-type: none"> <li>• Confident to speak to others about own needs, wants, interests and opinions.</li> <li>• Can describe self in positive terms and talk about abilities.</li> </ul> <p><b>Early Learning Goal</b> Children are confident to try new activities, and say why they like some activities more than others. They are confident to speak in a familiar group, will talk about their ideas, and will choose the resources they need for their chosen activities. They say when they do or don't need help.</p>	<ul style="list-style-type: none"> <li>• Encourage children to explore and talk about what they are learning, valuing their ideas and ways of doing things.</li> <li>• Offer help with activities when asked but not before.</li> <li>• Intervene when children need help with difficult situations, e.g. is experiencing prejudice or unkindness.</li> <li>• Recognising and enjoying children's success with them helps them to feel confident.</li> <li>• Support children to feel good about their own success, rather than relying on a judgement from you such as wanting a sticker.</li> </ul>	<ul style="list-style-type: none"> <li>• Give time for children to pursue their learning without interruption, to complete activities to their satisfaction, and to return to activities.</li> <li>• Provide experiences and activities that are challenging but achievable.</li> <li>• Provide opportunities for children to reflect on successes, achievements and their own gifts and talents.</li> <li>• Provide regular opportunities for children to talk to their small group about something they are interested in or have done.</li> <li>• Involve children in drawing or taking photographs of favourite activities or places, to help them describe their individual preferences and opinions.</li> </ul>

Children develop at their own rates, and in their own ways. The development statements and their order should not be taken as necessary steps for individual children. They should not be used as checklists. The age/stage bands overlap because these are not fixed age boundaries but suggest a typical range of development.