

THE MODERN COLLECTION

[SEE PAGES 2 - 9 FOR ALL MODERN STYLES IN THIS SERIES. CUSTOM SIZES AVAILABLE UPON REQUEST.]



PARTERRE PLANTER **NEW**

THIS PARTERRE PLANTER, ORIGINALLY A CUSTOM PLANTER DESIGNED AND PLANTED BY LINDSAY BURN GARDEN DESIGN [AT RIGHT] HAS NOW BECOME A STANDARD ITEM IN OUR LINE TO FUNCTION AS A RAISED BED CONTAINER THAT WILL ACT AS INSTALLATION ACCENT POINTS IN YOUR GARDEN. PLACE IN PATTERNS ON PAVERS OR USE TO FORMALIZE A SMALL GARDEN PLOT.

ITEM# 652

9"H X 36"W X 36"D



PARTERRE PLANTER



ITEM# 450 SMALL MODERN BOWL
 ITEM# 451S SMALL MODERN WINDOW BOX
 ITEM# 451M MEDIUM MODERN WINDOW BOX
 ITEM# 451L LARGE MODERN WINDOW BOX
 ITEM# 447 RECTANGULAR



8.5"H X 21"W [12" AT BASE]
 8"H X 24"W X 9"D
 8"H X 36"W X 9"D
 8"H X 48"W X 9"D
 24"H X 48"W X 14"D



MODERN RECTANGULAR PLANTERS



HALF GRAPEFRUIT SHAPED MODERN BOWLS
ADD SYMMETRY AND SOPHISTICATED SIMPLICITY TO THE
FOCAL POINTS OF OUTDOOR SPACES.


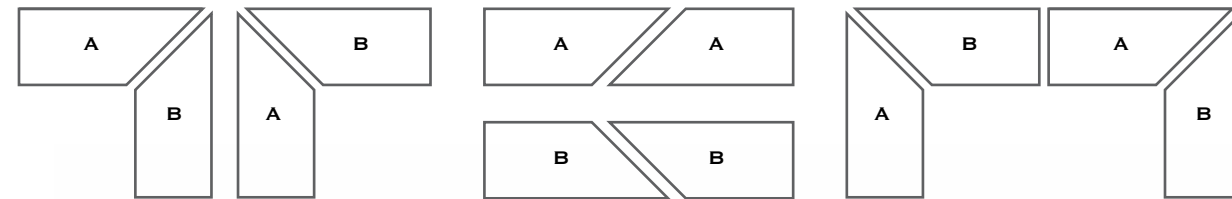
ITEM# 109S	SMALL	11.5"H X 25"W
ITEM# 109M	MEDIUM	14"H X 30"W
ITEM# 109	LARGE	17"H X 34.5"W

MODERN CORNER PLANTER

EXTEND THE LINES OF YOUR GARDEN BY COMBINING THE MODERN CORNER PLANTER WITH OUR MODERN RECTANGULAR PLANTERS [SEE PAGE 5] TO CREATE A SOPHISTICATED RAISED BED BORDER FOR YOUR ROOFTOP, TERRACE OR GARDEN SPACE.

ITEM# 454

24"H X 48"L X 48"L X 14"



MODERN PLANTERS IN TRAPEZOIDAL SHAPES

ANY ROOFTOP SPACE CAN BE MADE MORE USABLE WITH THE ADVANTAGE OF THESE TRAPEZOIDAL SHAPES. STEP AND REPEAT THESE PATTERNS TO CREATE CORNERS, BORDERS, WALKWAYS AND MORE. [TWO TRAPEZOIDAL B SHAPES SHOWN ABOVE.]

ITEM# 555A


TRAPEZOIDAL A SHAPE

24"H X 48"W [BACK] X 34"W [FRONT] X 14"D

ITEM# 555B

TRAPEZOIDAL B SHAPE

24"H X 34"W [BACK] X 48"W [FRONT] X 14"D



TALL MODERN SQUARE PLANTERS

WITH CURVE BASE OR SQUARE BASE **NEW**

CHOOSE FROM THE CLEAN LINES OF THE SQUARE BASE TO CREATE FORMAL LINES OR THE CURVED CONTOURED BASE TO CREATE INFORMAL LINES IN YOUR GARDEN SPACE.

ITEM# 654S	SMALL - CURVED BASE	27"H X 17"W X 17"D
ITEM# 654L	LARGE - CURVED BASE	35"H X 22"W X 22"D
ITEM# 655	SQUARE - STRAIGHT LINE BASE	48"H X 24"W X 24"D

[AVAILABLE IN CUSTOM SIZES.]



LARGE SQUARE

WITH INDUSTRIAL WHEELS

LOCKABLE WHEELS CAN BE INSTALLED ON PLANTER BASES AND ARE AVAILABLE UPON REQUEST. SHOWN HERE AS A STANDARD ITEM.

ITEM# 400	30"H X 30"W X 30"D
-----------	--------------------




MODERN SQUARE PLANTER

FROM OUR MODERN COLLECTION, THIS CLEAN AND CRISP SQUARE PLANTER IS ALSO AVAILABLE IN CUSTOM SIZES.

ITEM# 500	EXTRA SMALL	20"H X 20"W X 20"D
ITEM# 210	SMALL	24"H X 24"W X 24"D
ITEM# 211	MEDIUM	28"H X 28"W X 28"D
ITEM# 212	LARGE	30"H X 30"W X 30"D
ITEM# 592	X-LARGE	36"H X 36"W X 36"D

GARDEN DESIGNED BY GUNN LANDSCAPE ARCHITECTURE, NYC ▶



MODERN SQUARES SHOWN WITH
OUR MODERN SHAPED BOWLS [PAGE 10]



AS SEEN IN NEW YORK SPACES MAGAZINE

**MODERN SHAPED BOWLS**

THESE BOWLS WERE RECREATED FROM ENGLISH CAST STONE VESSELS AND MAKE WONDERFUL GROUPINGS ON TERRACES, PATIOS AND GARDEN TABLETOPS.

ITEM# 472S	SMALL	9.5"H X 18"W	[12" BASE]
ITEM# 472M	MEDIUM	11"H X 21"W	[13.5" BASE]
ITEM# 472L	LARGE	12"H X 24"W	[16" BASE]

**TALL ZINC-CAST SQUARE**

WHEN CLEAN STYLISTIC FORMS ARE NEEDED MOST, THIS PLANTER, CAST FROM A TRADITIONAL ZINC ORIGINAL, IS THE ANSWER. SYMMETRICAL AND SIMPLE – THE TALL SQUARE WILL PARTNER WELL WITH OUR LION PLANTER [PAGE 50].
ITEM# 588 26"H X 25.5"W X 25.5"D [20" SQUARE AT BASE]

**TALL ZINC-CAST RECTANGLE**

FOR A HARD-TO-FIT RECTANGULAR SPACE, THIS REPLICA OF A ZINC RECTANGLE PLANTER, LIKE THE TALL ZINC-CAST SQUARE, ALSO SITS WELL WITH THE DESIGN OF OUR LION PLANTER [PAGE 50]. SIMPLE IS INDEED ALWAYS ELEGANT.
ITEM# 588RT 26"H X 37.5"W X 18"D [BASE 12"D]



LERIO, ROLL RIM, AND BASIC SQUARE PLANTERS

THESE BEAUTIFUL, DURABLE LERIO, ROLL RIM AND BASIC SQUARE PLANTERS HAVE A ROUGH, STONE-LIKE FINISH THAT SETS THEM APART FROM OUR STANDARD FINISHES.

LERIO PLANTER

ITEM# 051S	20"H X 22"W
ITEM# 051M	21"H X 24"W
ITEM# 051L	26"H X 27"W
ITEM# 051XL	36"H X 42"W

ROLL RIM SQUAT PLANTER

ITEM# 301	8"H X 20"W
-----------	------------

BASIC SQUARE PLANTER

ITEM# 052S	20"H X 20"W X 20"D
ITEM# 052M	24"H X 25"W X 25"D
ITEM# 052L	30"H X 30"W X 30"D

ASK ABOUT OTHER SIZES AND SURFACES.



MODERN STRAIGHT CYLINDER PLANTER

STRAIGHT WALLS FOR THE MOST MODERN PRESENTATION, THIS PLANTER CAN ACCOMMODATE A LARGE AMOUNT OF SOIL IN COMBINATION WITH THE ROOTBALL.

ITEM# 596	18"H X 18.5"W
-----------	---------------



CYLINDERS AND SQUARE VASES

THESE MINIMALIST GARDEN PLANTERS ADD A TOUCH OF CLEAN-CUT FORMALITY WHEREVER THEY ARE PLACED.

ITEM# 412	TALL CYLINDER	32"H X 21"W	[13" AT BASE]
ITEM# 412S	SHORT CYLINDER	15"H X 21"W	[14" AT BASE]
ITEM# 411S	SMALL SQUARE VASE	28"H X 20"W	[16" AT BASE]
ITEM# 411M	MEDIUM SQUARE VASE	32"H X 24"W	[20" AT BASE]
ITEM# 411L	LARGE SQUARE VASE	39.5"H X 18"W	[13" AT BASE]



PRISM PLANTER **NEW**

THIS MODERN GEOMETRIC PRISM PLANTER OFFERS ACUTE ANGLES AND REFRACTING SURFACES THAT CREATE A STRIKING SHAPE IN ANY HOME OR GARDEN.

ITEM# 653 18"H X 20"W [SURFACE PANELS 10"]



INDUSTRIAL PLANTER

FOR TRUE CURATORS OF MODERN STYLE, THIS TIMELESS 20TH CENTURY AMERICAN INDUSTRIAL FORM WAS MADE OF SOLID STEEL AND CAST TO CREATE THIS SMARTLY STYLED PLANTER.

ITEM# 651 27.5"H X 24"W [AT TOP] / 30"W [AT BASE]



INDUSTRIAL PLANTER



CONTEMPORARY PLANTERS WITH INSET HANDLES

THE ORIGINAL ROUND CONCRETE AND LIMESTONE PLANTERS, ALSO KNOWN AS THE WATTS POTS, WERE CRACKED FROM AGE, REPAIRED AND THEN RECAST. THE SQUARE VERSION WAS RECREATED FROM A SWISS INDUSTRIAL DESIGN. THIS MINIMALIST STYLE IS SURE TO BE A FAVORITE IN YOUR GARDEN AND HOME.

- ITEM# 597 SQUARE 17.25”H X 16”W X 16”D
- ITEM# 409S ROUND SMALL 18”H X 24”W [15” AT BASE]
- ITEM# 409M ROUND MEDIUM 24”H X 28”W [18” AT BASE]
- ITEM# 409L ROUND LARGE 29”H X 34”W [22” AT BASE]



HANDKERCHIEF PLANTER SERIES

THESE INCREDIBLE PLANTER FORMS HAVE BEEN RESTORED AND RECAST IN RESIN TO WITHSTAND USE IN WINTER CLIMATES. AVAILABLE IN THREE SIZES.

- ITEM# 647S SMALL 10”H X 25”W
- ITEM# 647M MEDIUM 11”H X 28”W
- ITEM# 647L LARGE 16”H X 44”W



MODERN STONE SEATS I & II

THE ORGANIC AND NATURAL SHAPE OF THESE STONES WILL BECOME YOUR FAVORITE SEATS IN THE GARDEN. ENJOY YEAR-ROUND.

ITEM# 646S SMALL 14"H X 24"W X 14"D

ITEM# 646L LARGE 15"H X 28"W X 15"D



NIEVERA WILLIAMS MODERN PLANTER FORMS NEW

DEVOTEE TO CONTEMPORARY FORMS FOR THE OUTDOORS, KEITH WILLIAMS OF NIEVERA WILLIAMS DESIGNED THESE TWO ICONIC PLANTERS TO BRING AN EXPRESSION OF MODERN STYLE TO ANY GARDEN OR HOME.

ITEM# 656S 18.5"H X 24"W [PLANTING DEPTH: 13"D]

ITEM# 656L 16"H X 36"W [PLANTING DEPTH: 12"D]



ROUND CAP FINIAL AND GARDEN SPHERES

ITEM# 435	ROUND CAP FINIAL	16"H X 12"W
ITEM# 410XS	EXTRA SMALL SPHERE	12"D
ITEM# 410S	SMALL SPHERE	18"D
ITEM# 410M	MEDIUM SPHERE	24"D
ITEM# 410L	LARGE SPHERE	30"D



GARDEN SPHERES

MODERN OUTDOOR SEATING

THESE RESIN OUTDOOR FURNITURE SECTIONS CAN BE USED TOGETHER OR APART TO CREATE A MODERN OUTDOOR SPACE ENHANCEMENT. THE CORNER SEAT CAN BE USED AS LEFT OR RIGHT ARM FACINGS AS WELL AS A CORNER PIECE TO CREATE CUSTOM SOFA, LOVESEAT AND SECTIONAL ARRANGEMENTS -- ALLOWING FOR COMFORTABLE SEATING FOR A MULTITUDE OF GUESTS. WEATHER-RESISTANT CUSHIONS MADE OF SUNBRELLA® FABRIC IN CHARCOAL GREY.



ITEM# 540	CORNER CHAIR SECTION [APPLIES LEFT OR RIGHT]	31"H X 31"W X 31"D
ITEM# 542	ARMLESS CHAIR SECTION [CENTER]	31"H X 28"W X 31"D
ITEM# 540A	CORNER AND ARMLESS CHAIR SEAT CUSHION	16"H X 28"W X 28"D
ITEM# 540B	BACK REST CUSHION	13"H X 28"W X 6"D



ITEM# 538	MODERN OUTDOOR CHAIR	31"H X 28.5"W X 31"D
ITEM# 538A	MODERN CHAIR SEAT CUSHION	16"H X 22.5"W X 28"D
ITEM# 538B	MODERN CHAIR BACK REST CUSHION	13"H X 22.5"W X 6.5"D

MODERN OUTDOOR CHAIR**RUBY BEETS MODERN TABLE AND BENCH**

RUBY BEETS ANTIQUE STORE IS FOR WHOM WE MADE THE FIRST CASTING OF THIS ELEGANT AND CLEAN-LINED TABLE. ADD THIS AS A BOLD AND BEAUTIFUL ARCHITECTURAL ELEMENT TO AN OUTDOOR ROOM. LEGS ATTACH SEPARATELY. MODERN BENCH SEATING IS ALSO AVAILABLE AND MADE TO MATCH.

ITEM# 536	MODERN TABLE	30"H X 76.75"W X 35"D
ITEM# 537	MODERN BENCH	18"H X 63"W X 16"D



CONICAL STRAPPED POTS

THIS POT WAS CAST FROM AN ENGLISH LEAD ORIGINAL. THE STRUCTURED FORM MAKES IT A WONDERFUL PLANTER TO REPEAT IN A STRAIGHT LINE ALONG A GARDEN WALKWAY, PLACE AT ENTRANCES, OR USE AS A STAND-ALONE BEAUTY.

ITEM# 404S SMALL 20"H X 21"W [15" AT BASE]

ITEM# 404L LARGE 25"H X 27"W [19" AT BASE]



HORTULUS FARM



HORTULUS FARM GARDEN AND NURSERY VESSELS

HORTULUS FARM, WHERE HISTORY AND HORTICULTURE MEET, IS THE PUBLIC GARDEN IN WRIGHTSTOWN, PA [BUCK'S COUNTY], WHERE THESE VESSELS WERE ORIGINALLY SOURCED THROUGH ITS FOUNDERS -- GARDEN DESIGNER RENNY REYNOLDS AND NOTED GARDEN AUTHOR JACK STAUB. NOW THESE LARGE VESSELS CAN BE ENJOYED IN YOUR GARDEN.

ITEM# 583XXL 40"H X 35"W HORTULUS FARM XXL VESSEL

ITEM# 583XL 23.5"H X 32"W HORTULUS FARM XL EGG CUP VESSEL



HORTULUS FARM XL EGG CUP VESSEL



EGG CUP PLANTER

USE AS A STAND-ALONE PLANTER OR PERSONALIZE WITH AN ICON, AS SEEN ON PAGE 30.

ITEM# 418S 18"H X 17"W

ITEM# 418M 24"H X 22"W

ITEM# 418L 30"H X 28"W



MODERN EGG CUP PLANTER

WITH A SUBTLE DIFFERENCE IN DESIGN, WE'VE CREATED A MODERN TWIST ON AN OLD CLASSIC.

ITEM# 554S 17"H X 15"W

ITEM# 554M 22"H X 20"W

ITEM# 554L 28"H X 26"W



CONICAL STRAPPED EGG CUP PLANTER

A MODERN INTERPRETATION FROM AN OLD ENGLISH LEAD PLANTER, THIS SIMPLE FORM REFLECTS THE VERY BEST IN GARDEN DESIGN.

ITEM# 556S 17"H X 15"W

ITEM# 556M 22"H X 20"W

ITEM# 556L 28"H X 26"W



CONICAL STRAPPED EGG CUP PLANTER

THE FLORENTINE COLLECTION



A



B



◀ MAYNARD ROUND

CAST FROM A LEAD ORIGINAL FROM THE ESTATE OF WALTER MAYNARD, THIS PLANTER IS A PERFECT SIZE AND IS REVERED BY MANY.
ITEM# 012 12"H X 15"W



FLORENTINE PLANTERS

SQUARE AND ROUND ROPE-EDGED PLANTERS WITH FLORENTINE EMBLEM, RAISED SLIGHTLY FOR DRAINAGE. RISER OPTIONS AVAILABLE FOR LARGE, X-LARGE AND CUSTOM SIZES.

A	ITEM# 009	SMALL	17"H X 21"W X 21"D
A	ITEM# 010	MEDIUM	25"H X 28"W X 28"D
B	ITEM# 437	LARGE	30"H X 30"W X 30"D
B	ITEM# 011	X-LARGE	36"H X 36"W X 36"D

FLORENTINE RECTANGULAR SMOOTH-EDGED PLANTER

ONE OF OUR BEST SELLING COLLECTION OF PLANTERS, THESE FLORENTINE RECTANGULARS NOW INCLUDE A WIDER DEPTH AND WORK WELL WITH MODERN AND TRADITIONAL ARCHITECTURE SETTINGS. ALSO AVAILABLE IN CUSTOM SIZES.

ITEM# 013	ORIGINAL	20"H X 48.5"W X 12"D
ITEM# 013B	NEW DEPTH	20"H X 48.5"W X 18"D



ALSO SEE SMOOTH-EDGED PLANTER OPTION [PAGE 34],
NEW YORK BOTANICAL [PAGE 69], AND ROUND BUSH TURTLE [PAGE 97]



ICON PLANTERS

THIS SQUARE PLANTER HAS AN ICONIC MARK ON ALL FOUR SIDES. CHOOSE FROM OVAL, FLEUR-DE-LYS, LAUREL LEAVES, CIRCLE, AND GOTHIC ICON. ALL BEAUTIES. [SAME ICON ON ALL SIDES.]

ITEM# 406	21"H X 19.5"W X 19.5"D	OVAL ICON
ITEM# 405	21"H X 19.5"W X 19.5"D	FLEUR-DE-LYS ICON
ITEM# 407	21"H X 19.5"W X 19.5"D	LAUREL LEAVES ICON
ITEM# 408	21"H X 19.5"W X 19.5"D	CIRCLE ICON
ITEM# 455	21"H X 19.5"W X 19.5"D	GOthic ICON



ROMAN NUMERAL PLANTER

THE ROMAN NUMERALS I, II, III AND IV ADORN THE SIDES OF THIS PLANTER.

ITEM# 460 21"H X 19.5"W X 19.5"D



FLORENTINE ROPE-EDGED PLANTERS IN CYLINDER SHAPES

THESE FLORENTINE PLANTERS WERE CREATED TO OFFER LARGER SIZE OPTIONS WITHIN OUR ROUND FLORENTINE COLLECTION. COMPARE THESE TO OUR OTHER FLORENTINE PLANTER STYLES FOUND ON PAGE 28. ALSO CONSIDER ADDING A CUSTOM ICON OF YOUR CHOICE.

ITEM# 598S	SMALL	16"H X 18.5"W
ITEM# 598L	LARGE	16"H X 21.5"W



CUSTOM RECTANGULAR BASIC WINDOW BOX PLANTER [PAGE 34]



A



B



MODERN RIM AND ROLLED RIM PLANTERS

CLEAN AND ELEGANT, THESE BEAUTIFUL GARDEN BASICS ARE AVAILABLE IN SEVERAL SIZES.

A	ITEM# 461	18.5"H X 23"W	B	ITEM# 120	17"H X 20"W	B	ITEM# 123	25"H X 32"W
A	ITEM# 462	26.5"H X 30"W	B	ITEM# 121	20"H X 24"W	B	ITEM# 124	28"H X 36"W
			B	ITEM# 122	25"H X 28"W	B	ITEM# 125	30"H X 42"W
			B	ITEM# 648	10"H X 20"W			



▲ FIVE FLOWER MEDALLION PLANTER WITH PEDESTAL BASE

WHILE GOING OVER OLD PHOTOGRAPHS OF ROUND BUSH, THE HOME OF J.P. MORGAN'S DAUGHTER, LOCATED IN LOCUST VALLEY, NY, WE DISCOVERED THAT THIS PEDESTAL BASE BELONGED TO THE FIVE FLOWER MEDALLION PLANTER. RECENTLY UNEARTHED FROM THE ORIGINAL GARDEN BEDS, THIS ROUND PEDESTAL HAS BEEN RECAST AND FINALLY REUNITED WITH THE FIVE FLOWER MEDALLION PLANTER.

ITEM# 055	FIVE FLOWER MEDALLION PLANTER	17.5"H X 26.5"W
ITEM# 627	FIVE FLOWER MEDALLION PEDESTAL	5.5"H X 18"W

FRENCH FLORENTINE ROUND

THE OLD FRENCH TERRA COTTA CLAY POT ORIGINAL WAS CRACKED IN HALF AND THEN REPAIRED TO SAVE ITS SIMPLE AND ELEGANT DESIGN.

ITEM# 476 12"H X 13"W



LOW SQUAT PLANTER

THIS HANDSOME SQUAT URN SITS LOW TO THE GROUND AND FITS EASILY ON A PILLAR OR CORNER POST.

ITEM# 419 12"H X 24"W



RECTANGULAR SMOOTH-EDGED WINDOW BOX

WHEN SEARCHING FOR WINDOW BOXES, IT'S NICE TO HAVE AS MANY OPTIONS AS POSSIBLE. THEREFORE, WE HAVE CAST THIS ADDITIONAL OPTION TO CORRESPOND WITH OUR FLORENTINE COLLECTION AND/OR OUR CUSTOM RECTANGULAR SMOOTH-EDGED PLANTER.

ITEM# 599 12"H X 41"W X 13.75"D



THE PARK AVENUE WINDOW BOX & RECTANGULAR PLANTER

LONG, LOW AND LEAN, THIS NEW PLANTER WAS DESIGNED TO WORK WELL IN FRONT OF PARAPET WALLS, CREATING BEAUTIFUL LINEAR GARDEN PLANTINGS ON ANY TERRACE OR BALCONY. CUSTOM SIZES AVAILABLE.

ITEM# 590 WINDOW BOX 14"H X 38"W X 16.75"D

ITEM# 591 RECTANGULAR 18"H X 60"W X 16.75"D



BASIC WINDOW BOX

THIS SIMPLE YET ELEGANT WINDOW BOX SHOWCASES THE SKILLS OF ANY CONTAINER GARDENER. OPTIONAL MONOGRAMS OR ICONS, AS SHOWN BELOW, CUSTOMIZE PLANTERS FOR YOUR HOME AND GARDEN. PRICING AVAILABLE UPON REQUEST.


ITEM# 053S SMALL 8"H X 24"W X 9"D

ITEM# 053M MEDIUM 8"H X 36"W X 9"D

ITEM# 053L LARGE 8"H X 48"W X 9"D



CUSTOM RECTANGULAR SMOOTH-EDGED PLANTERS



RISERS FOR GARDEN PLANTERS

DRAINAGE IS A KEY COMPONENT TO ALL CONTAINER GARDENING. BY RAISING PLANTERS UP OFF THE GROUND, THE AIR CIRCULATES AROUND THE ENTIRE PLANTER IMPROVING DRAINAGE AND THE OVERALL HEALTH OF THE PLANTS. SHOWN HERE ARE THREE BASIC RISER STYLES THAT CAN BE CUSTOMIZED AND INSTALLED TO OUR PLANTERS AT TIME OF ORDER. PRICES AND SIZES ARE BASED ON CHOSEN PLANTER STYLE AND SIZE.

OPTION A	1"H X 2.5"W	SQUARE RISERS, SET OF 4
OPTION B	1.5"H X TBD	CONTIGUOUS EDGE TO EDGE RISER FORMAT W/ CURVES, SINGLE PLATE INSTALLATION
OPTION C	2"H X TBD	KICK PLATE INSET RISER INSTALLATION



CLASSIC PLANTER COLLECTION

THE SIMPLE RECESSED MOLDING MADE OUR ORIGINAL SQUARE PLANTERS FAVORITES AMONGST GARDENERS. AS A RESULT, WE ARE NOW OFFERING ROUND AND RECTANGULAR SIZES. THIS PLANTER SERIES IS PERFECT FOR ALL TYPES OF GARDENS. ASK ABOUT RISER OPTIONS AS SHOWN ON PAGE 36.

ITEM# 593	ROUND	18"H X 18.5"W
ITEM# 595	RECTANGULAR	18" H X 48"W X 18"D
ITEM# 458S	SQUARE	18"H X 18"W X 18"D [SQUARE RISERS INCLUDED ON THIS SIZE ONLY.]
ITEM# 458M	SQUARE	24"H X 24"W X 24"D



PANELED PLANTERS

OUR POPULAR PANELED PLANTER SERIES HAS BEEN EXPANDED TO INCLUDE THREE EXTREMELY USEFUL NEW ROUND SIZES.

A	ITEM# 589S	SMALL ROUND	18"H X 19"W
	ITEM# 589M	MEDIUM ROUND	24"H X 25"W
	ITEM# 589L	LARGE ROUND	30"H X 31"W
B	ITEM# 452	PANELED WINDOW BOX	10"H X 36"W X 12"D
C	ITEM# 032	PANELED SQUARE	21"H X 19.5"W X 19.5"D
	ITEM# 041	PANELED SQUARE, LARGE	29"H X 25.75"W X 25.75"
D	ITEM# 456	PANELED RECTANGULAR	24"H X 48"W X 16"D



SQUARE PANELED PLANTER SHOWN WITH
OUR BASIC SQUARE PLANTER [PAGE 12]



IRON GRID PLANTER

THE ICONIC STYLE OF THESE ORNATE IRON GRID PLANTERS REPRESENTS A FORM THAT DATES BACK TO THE TURN OF THE CENTURY. THE ORIGINALS, WHICH WERE MADE OF LEAD, WERE FAVORED BY ARCHITECTS AND OFTEN USED IN GRAND BUILDINGS AND PUBLIC SPACES.

ITEM# 401XS

EXTRA SMALL

16"H X 16"W X 16"D

ITEM# 401S

SMALL

20"H X 20"W X 20"D

ITEM# 401M

MEDIUM

24"H X 24"W X 24"D

ITEM# 401L

LARGE

30"H X 30"W X 30"D

ITEM# 401XL

EXTRA LARGE

36"H X 36"W X 36"D



As seen at
THE WHITE HOUSE
WASHINGTON D.C.

IRON GRID PLANTERS

PHOTO: OLIVIER DOULIERY / ABACAUSA.COM



LATTICE AND BASKETWEAVE PLANTERS

ADD A TOUCH OF FRENCH FORMALITY TO YOUR GARDEN WITH THESE LATTICE AND BASKETWEAVE PLANTERS.

ITEM# 100	LATTICE URN WITHOUT TOP	18"H X 13.5"W
ITEM# 101	LATTICE URN WITH TOP	22"H X 13.5"W
ITEM# 102	LATTICE RECTANGULAR, SMALL	17"H X 36"W X 14"D
ITEM# 103	LATTICE RECTANGULAR, LARGE	21.5"H X 51"W X 22"D
ITEM# 107	LATTICE SQUARE PLANTER, SMALL	20"H X 17"W X 17"D
ITEM# 108	LATTICE SQUARE PLANTER, LARGE	26"H X 27"W X 27"D
ITEM# 104	BASKETWEAVE ROUND PLANTER, SMALL	10"H X 14"W
ITEM# 105	BASKETWEAVE ROUND PLANTER, MEDIUM	14"H X 18.5"W
ITEM# 106	BASKETWEAVE ROUND PLANTER, LARGE	16.5"H X 23"W
[LARGER ROUND BASKETWEAVE PLANTERS AVAILABLE UPON REQUEST.]		



As seen at
THE WHITE HOUSE
 WASHINGTON D.C.

LATTICE URN, SHOWN HERE WITH
 THE WALL HALL URN [PAGE 82]



SAO PAULO PLANTER

ARCHITECTURAL MOLDINGS FROM A PALACE IN SAO PAULO WERE USED TO CREATE THIS SCALLOPED PLANTER.


ITEM# 081 13"H X 19"W X 19"D



COE HALL TWO FIGURE FINIAL

THIS CASTING OF AN EXTRAORDINARILY DECORATIVE FINIAL IS AS DESIRABLE IN ITS RECREATED FORMAT AS IT IS IN ITS ORIGINAL LEAD FORM. A RARE TREASURE THAT WILL GO ANYWHERE.

ITEM# 529 33.5"H X 27"W



THE ROYAL CROWN PLANTER

THIS ROYAL CROWN PLANTER, CAST FROM A 19TH CENTURY FRENCH ZINC ORIGINAL, WAS UNVEILED AT THE WHITE HOUSE AND AT THE SUSAN G. KOMEN FOUNDATION HOLIDAY HOUSE NYC. ENJOY ITS SPECTACULAR BEAUTY IN YOUR HOME.

ITEM# 508 30"H X 28"W





CONTEMPORARY CEDAR PLANK PLANTER
THE FORM, ORIGINALLY MADE FROM CEDAR PLANKS, WAS CAST TO CREATE THIS GENEROUS PLANTER LARGE ENOUGH TO ACCOMMODATE TREES.
ITEM# 543 30"H X 30"W [TOP] / 28"W [AT BASE]

DUTCH RECTANGULAR PLANTER
WE DOUBLED THE WIDTH OF OUR SINGLE DUTCH PLANTER TO CREATE A RECTANGULAR SIZE FOR LARGER INSTALLATION POINTS.
ITEM# 577 28"H X 48"W X 24"D



DUTCH PLANTER
THIS PLANTER DESIGN WAS INSPIRED BY DOORS ON CARRIAGE HOUSES, BARN AND STABLES.
ITEM# 459 28"H X 24"W X 24"D



DUTCH PLANTER



ELIZABETHAN PLANTER

THESE GARDEN CONTAINERS ARE REFLECTIVE OF THE ELIZABETHAN PERIOD. USE THEM TO CREATE AN OUTDOOR ROOM OR TO MARK THE STRAIGHT LINE AREAS OF YOUR GARDEN.

ITEM# 065

ELIZABETHAN I

16"H X 20"W X 20"D

ITEM# 439

ELIZABETHAN II

32"H X 30"W X 30"D

ITEM# 442

ELIZABETHAN I TROUGH

16"H X 60"W X 20"D

ITEM# 610

ELIZABETHAN ROUND I

18.5"H X 18"W



CELERIE KEMBLE'S TERRACE,
AS SEEN IN LONNY MAGAZINE

ELIZABETHAN PLANTER

PHOTO: PATRICK CLINE



LION'S HEAD ▶

THE ROYAL LION IS AVAILABLE AS A DECORATIVE WALL MOUNT OR AS A WATER-ENABLED SPOUT.

10"H X 10"W X 6"D

ITEM# 077 WITHOUT SPOUT

ITEM# 077S WITH SPOUT



LION WINDOW BOX

ITEM# 076

9"H X 38"W X 14"D



◀ LION WITH SHIELD

CAST FROM A J.P. MORGAN ORIGINAL, THIS LION WITH SHIELD STATUARY WAS REPLICATED FROM THE COLLECTION AT ROUND BUSH.

ITEM# 572 35"H X 14.5"W X 16"D



LION PLANTER

CAST FROM A COE FAMILY LEAD ORIGINAL, THIS LION PLANTER WORKS WELL IN CLASSICAL OR CONTEMPORARY SETTINGS.

ITEM# 118 26"H X 24"W [21"W AT BASE]



LION PLANTERS

LION PLAQUE AND PLANTER

MADE FROM A FIREPLACE HEAT REFLECTOR PANEL, THIS ORNATE LION MAKES A WONDERFUL WALL PLAQUE OR PLANTER. ALSO CUSTOMIZABLE, THESE PANELS CAN BE JOINED TOGETHER TO CREATE RECTANGULAR SHAPES AS WELL.

ITEM# 557 LION PANEL PLAQUE 22"H X 18"W X 1"D
 ITEM# 558 LION PANEL PLANTER 22"H X 18"W X 18"D

**THE KING'S CROWN PLANTER**

CAST FROM THE SINGLE SIDE OF A 1700'S FIREPLACE HEAT REFLECTOR, THIS SQUARE PLANTER IS ONE FOR ROYALTY EVERYWHERE AND CAN TRANSFORM ORDINARY GROUNDS INTO A GRAND GARDEN.

ITEM# 533 30"H X 38"W X 38"D

MORGAN DELLA ROBBIA PLANTER

COPIED FROM AN ORIGINAL DELLA ROBBIA CERAMIC POT FORMERLY OWNED BY J.P. MORGAN. A PENNOYER NEWMAN EXCLUSIVE.

ITEM# 002 20"H X 25"W

**MORGAN DELLA ROBBIA PLANTERS**

SPANISH GARLAND COLLECTION

CHOOSE FROM OUR EXPANDED COLLECTION OF SPANISH-STYLE GARLAND-ENHANCED PLANTERS TO ADD A FORMAL TOUCH TO THE PERIMETER OF ANY TERRACE OR GARDEN.

ITEM# 064	SQUARE	18"H X 24"W X 26"D [24" AT BASE]
ITEM# 449	RECTANGULAR	18"H X 72"W X 26"D [24" AT BASE]
ITEM# 128	ROUND [NOT SHOWN]	28"H X 36"W
ITEM# 117	ROUND [NOT SHOWN]	32"H X 42"W
ITEM# 440	ROUND [NOT SHOWN]	38"H X 42"W



GARLAND PLANTER

CLASSIC ROUND PLANTER WITH SEA SHELL MOTIF AT ITS BASE.

ITEM# 115	16"H X 20"W
ITEM# 116	20"H X 24"W
ITEM# 129	20"H X 28"W



GRAND LION PLANTER

THIS EXCEPTIONALLY LARGE PLANTER WILL MAKE A GRAND IMPACT WHEREVER IT IS PLACED.

ITEM# 438 39"H X 42"W



GRAND LION PLANTER



A



B



C

PARTHENON PLAQUE CONTAINER

AT THE END OF THE 19TH CENTURY, THE PRACTICE OF TAKING IMPRESSIONS OF THE PARTHENON WAS BANNED. THESE FRIEZES, TAKEN BEFORE THAT TIME, ARE ILLUSTRATED ON EACH SIDE OF THIS BEAUTIFUL CONTAINER.

ITEM# 007 20" H X 26" W X 26" D

INDIVIDUAL PLAQUES ARE AVAILABLE AND MAKE DECORATIVE ACCENTS TO GARDEN WALLS, SWIMMING POOL INTERIOR WALLS, OR ON ANY INTERIOR AND/OR EXTERIOR SURFACE. PLAQUE SIZE: 17" H X 22" W

- A ITEM# 057 HORSE REARING
- B ITEM# 056 HORSEMAN AND TROJAN
- C ITEM# 058 TWO HORSEMEN




PARTHENON PLAQUE CONTAINER, SHOWN HERE WITH MORGAN LEAD POT [PAGE 66] AND MORGAN DELLA ROBBIA PLANTER [PAGE 52]



JAPANESE RAIN BARREL

CAST FROM AN EXTREMELY HEAVY, BEAUTIFULLY HAND-CARVED STONE ORIGINAL, THIS BARREL IS LARGE ENOUGH TO ACCOMMODATE SMALL TO MID-SIZE TREES.

ITEM# 502 24”H X 31”W



MILLSTONES

A GRIST MILL, THE FACILITY WHERE GRAIN HISTORICALLY WAS GROUND INTO FLOUR, IS THE SOURCE FOR THE TWO MILLSTONE GRINDING WHEELS WE’VE CAST FOR GARDEN WALLS, STEPS AND FOUNTAINS. USE WITH OUR ALPINE TROUGH TO CAPTURE WATER FROM A CUSTOM-INSTALLED SPOUT [AVAILABLE UPON REQUEST].

ITEM# 612S 22”H X 22”W X 3.5”D


ITEM# 612L 39”H X 39”W X 9.75”D



SQUARE ALPINE PLANTER

NEWLY CAST TO COMPLETE OUR ASSORTMENT OF SHAPES WITHIN OUR POPULAR ALPINE PLANTER COLLECTION, THIS SQUARE ALPINE PLANTER WILL EASILY BECOME CENTRAL TO THE DESIGN AND STYLE OF YOUR GARDEN.

ITEM# 613 24”H X 24”W X 24”D



ALPINE TROUGH

BY RECREATING THE TEXTURE AND APPEARANCE OF GRANITE, THIS RUSTIC TROUGH IS THE INSPIRATION FOR A FARM-TO-TABLE ROOFTOP GARDEN. THIS STONE-LIKE STYLE PROVIDES A UNIQUE JUXTAPOSITION OF FORMAL WITH INFORMAL.

ITEM# 575 24”H X 48”W X 18”D



ALPINE GARDEN TROUGHS

ALPINE PLANTS, THE SMALL, SLOW-GROWING CULTIVARS NATIVE TO ROCKY SOIL, SIT COMFORTABLY INSIDE THESE NATURAL STONE-LIKE TROUGHS.

ITEM# 471S	SMALL	5" H X 26" W X 20" D
ITEM# 471M	MEDIUM	7.5" H X 26.5" W X 20" D
ITEM# 471L	LARGE	7" H X 33" W X 20" D
ITEM# 471XS	SQUARE TABLETOP [NOT SHOWN]	7" H X 10" W X 10" D
ITEM# 471RT	RECTANGULAR TABLETOP [NOT SHOWN]	7" H X 33" W X 10" D



ALPINE BOWL I

THIS SHALLOW BASIN IS A PERFECT TABLETOP ACCESSORY FOR A SMALL PLANTING OF SUCCULENTS OR OTHER LOW GROWING CULTIVARS.

ITEM# 614S 6.5" H X 16" W



ALPINE BOWL II

THE STONE FINISH OF THIS SHALLOW BASIN MAKES AN INTRIGUING SCULPTURAL PIECE FOR INSIDE OR OUT AND CAN BE PAIRED WITH ALPINE BOWL I TO MAKE A PLEASING TABLETOP DISPLAY.

ITEM# 614L 5" H X 20" W



TWOMBLY CONTOURED TROUGH

AS A GIFT FOR HIS WIFE PRISCILLA, VERMONT NATIVE, ARBORIST AND NURSERYMAN KEN TWOMBLY CARVED THIS ORIGINAL STONE AND PLACED IT INTO PRISCILLA'S WORLD-CLASS ALPINE GARDENS. HERE IT IS IN ITS REPLICA FORM FOR YOU TO ALSO ENJOY.

ITEM# 471XL 12" H X 36" W
[PLANTING DEPTH: 8"]



POINTED LEAF PLANTER

CAST FROM THE ESTATE OF WALTER MAYNARD, THIS ELEGANT POINTED LEAF PLANTER WAS CARVED OUT OF LIMESTONE. PENNOYER NEWMAN RESTORED IT TO MAKE THIS TIMELESS HEIRLOOM LAST FOR GENERATIONS TO COME.
ITEM# 567 15.5"H X 19.25"W



ART DECO PLANTER

THIS ENGLISH CIRCA 1930 PLANTER WAS CAST FROM A CHISELED STONE ORIGINAL AND REPRESENTS THE HEIGHT OF THE ART DECO PERIOD.
ITEM# 563 17"H X 18.5"W X 18.5"D



SPANISH RING POT

CAST FROM A HAND-CARVED STONE ORIGINAL, THIS REPLICA, SHOWN IN THIS BEAUTIFUL GARDEN AT RIGHT, REFLECTS ITS FULL BEAUTY AND RICH DETAIL.
ITEM# 551 20"H X 26"W

SPANISH RING POT



FLUTED ROUND PLANTER

THIS FLUTED POT IS PERFECTLY SIZED FOR BOXWOOD MOUNDS, TREES OR FLOWERS. IT CAN ALSO BE CONVERTED INTO AN OUTDOOR WATER FOUNTAIN.

ITEM# 615 19"H X 34.5"W

**FLUTED SQUARE PLANTER**

NOSTALGIA COMES ALIVE WITH THIS PLANTER THAT PROVES OLD IS NEW AGAIN.

ITEM# 579S SMALL 11.5"H X 12"W X 12"D

ITEM# 579L LARGE 16"H X 16"W X 16"D

MORTIMER PLANTER

A HARD-TO-FIND PLANTER THAT HAS BEEN CAST AND PLANTED [AT RIGHT] TO ILLUSTRATE THE PERFECT POT TO PLANT RATIO. MORTIMER GARDENS, LLC, INSTALLED THIS EGG AND DART PLANTER IN A DISTINGUISHED PIPING ROCK GARDEN.

ITEM# 574 20"H X 15"W [SOIL DEPTH 16"]



MORTIMER PLANTER

PENNSYLVANIA RAM HEAD URN

THE ORIGINAL, MADE OF PENNSYLVANIA LIMESTONE, MAKES A GORGEOUS STAND-ALONE PLANTER, AND CAN BE ALTERED BY INSTALLING COPPER TUBING INTO EACH OF THE FOUR RAM HEADS FOR USE AS A GARDEN FOUNTAIN.

ITEM# 611 18"H X 24"W

**DIAMOND GARGOYLE PLANTER**

MADE FROM AN OLD CONCRETE ORIGINAL, THIS PLANTER IS GENEROUSLY SIZED FOR DOOR ENTRANCE AREAS OR FOCAL POINTS IN ANY GARDEN.

ITEM# 473 27"H X 32"W

**MORGAN LEAD POT**

CAST FROM A J.P. MORGAN LEAD ORIGINAL. ALSO AVAILABLE AS A HALF POT WITH A FLAT BACK FOR WALL MOUNTING.

ITEM# 003 13"H X 15"W X 12"D

ITEM# 004 13"H X 15"W X 6"D [HALF]



MORGAN LEAD POTS



JASECK PLANTER

CAST FROM A JASECK FAMILY TERRA COTTA ORIGINAL, THIS PLANTER IS THE PERFECT SIZE FOR INDOORS OR OUTDOORS.

ITEM# 622 9"H X 14.25"W



GLADIATORS WINDOW BOX

GLADIATORS FOUGHT IN FRONT OF THE EMPEROR OF ROME FOR GENEROUS PRIZE MONEY. THIS WINDOW BOX BEAUTIFULLY DEPICTS THESE BRAVE WARRIORS.

ITEM# 035 10.5"H X 20"W X 11"D



PASTORAL TAPESTRY PLANTER

PASTORAL LANDSCAPES ARE DEPICTED IN THIS TAPESTRY-INSPIRED PLANTER. PERFECTLY SIZED FOR INDOORS AND OUT.

ITEM# 623 9"H X 11"W



NEW YORK BOTANICAL PLANTER

THIS CONTAINER HAS A DESIGN OF DECORATIVE PEACOCKS WITH MEDALLIONS AROUND THE PERIPHERY. THE ORIGINAL RESTS AT THE NEW YORK BOTANICAL GARDEN.

ITEM# 001 14"H X 19"W

ITEM# 621 13"H X 15.5"W

BIRD TAPESTRY PLANTER

BIRDS AND PHEASANTS ARE DEPICTED IN THIS TAPESTRY-INSPIRED PLANTER. A BEAUTIFUL SIZE FOR INDOORS AND OUT.

ITEM# 624 9"H X 11"W



FLORAL BOWL

CAST FROM AN ANTIQUE STONE ORIGINAL, THE FLORAL MOTIF AND SIZE WORK BEAUTIFULLY ON STEP PLATFORMS AND ON TOP OF COLUMNS AND TABLETOPS.

ITEM# 625 10"H X 22"W

VISIT LADEW TOPIARY GARDENS AT WWW.LADEWGARDENS.COM TO SEE WHAT THE GARDEN CLUB OF AMERICA VOTED THE "MOST OUTSTANDING TOPIARY GARDEN IN AMERICA."

LADEW
TOPIARY
GARDENS



TRUSCON SOLDIER POT

THIS DISTINCTIVE SWORD HEAD DESIGN HAS A WIDE OPENING MAKING IT AN ALL AROUND GOOD POT FOR PLANTS. EASY TO USE AND EASY TO MAINTAIN.

ITEM# 046 16.5"H X 27"W



THE LADEW TOPIARY GARDENS CONTAINER

ORIGINALLY PURCHASED BY THE LATE HARVEY S. LADEW FOR HIS AMAZING TOPIARY GARDENS IN MONKTON, MARYLAND, THIS PLANTER HAS BEEN RESTORED AND RECAST TO PRESERVE ITS HORTICULTURAL LEGACY.

ITEM# 457 18"H X 24"W



ENGLISH COTSWOLDS PLANTER **NEW**

THE COTSWOLDS AREA, SOUTH OF CENTRAL ENGLAND, IS WHERE THIS BEAUTIFUL STONE ORIGINAL WAS SOURCED [CIRCA 1920]. THE CARVINGS IN THIS PLANTER ARE REMINISCENT OF THE MEDIEVAL VILLAGES THAT WILL LIVE ON IN THIS CENTURIES-OLD, BUT NEWLY-CAST PLANTER.

ITEM# 658 15"H X 18"W



MACKENZIE PLANTER

AFTER RESTORING THIS PLANTER, PENNOYER NEWMAN IS PROUD TO UNVEIL IT ANEW – PROVING THE POWER OF PRESERVATION.

ITEM# 576 20"H X 22"W



RIVETED ROUND WASHTUB WITH HANDLES NEW

THIS MEDIUM SIZE RIVETED TUB HAS YEARS OF USE CHARACTER. BY WAY OF OUR CASTING PROCESS, IT HAS NOW BEEN TRANSFORMED FROM STEEL TO RESIN. SURE TO BECOME ONE OF THE MOST BELOVED OBJECTS IN YOUR GARDEN. [HANDLES NOT WEIGHT BEARING.]

ITEM# 660 18.5"H X 25"W



RIVETED ROUND BASIN NEW

THE LARGE CIRCUMFERENCE OF THIS BASIN IS PERFECT FOR PLANTING BEAUTIFUL ROUNDS OF FLOWERS OR UNTAMED GRASSES. THE NATURAL FORM LENDS ITSELF TO PROVIDING AN ORGANIC PAUSE INSIDE HIGHLY ENGINEERED SPACES.

ITEM# 661 17"H X 45"W



RIVETED ROUND

THIS FORM RESONATES WITH THE AMERICAN GARDENING SCENE, AND WILL STAND THE TEST OF TIME IN OUR NEWLY-CAST RESIN REPRODUCTION.

ITEM# 564 13.5"H X 19"W



RIVETED RECTANGLE

THIS CONTAINER, ONCE USED AS A CISTERN TO COLLECT RAINWATER AND NON-POTABLE WATER, IS A BEAUTIFUL AND HISTORICALLY SIGNIFICANT PLANTER. STEP AND REPEAT IT ALONG A TERRACE WALL, OR MAKE IT A FOCAL POINT WITHIN A FREESTANDING SPACE.

ITEM# 566 18"H X 25"W X 18"D

**GALVANIZED POT**

A HEAVY-DUTY GALVANIZED POT HAS BEEN CAST TO BE USED AS A PLANTER FOR YEARS TO COME. [HANDLES NOT WEIGHT BEARING.]

ITEM# 527 21.5"H X 22"W

**VINTAGE WASHTUB**

RESTORING THE CENTURIES-OLD TRADITION OF THE WASHTUB, THIS RESIN REPRODUCTION IS GUARANTEED NOT TO RUST OR DISINTEGRATE FROM THE BOTTOM UP.

ITEM# 565 20.5"H X 18.5"W [26"W WITH HANDLES]

**FRENCH VINTAGE BATHTUB PLANTERS NEW**

CAST FROM AN ORIGINAL FRENCH VINTAGE BATHTUB THAT WAS MADE OF GALVANIZED STEEL, THE BATHTUB STYLE [AT CENTER] IS WIDER AT ONE END AND NARROWER AT THE OTHER. WE HAVE NOW CAST TWO STRAIGHT-SIDED OPTIONS TO USE SIDE-BY-SIDE ON TERRACE WALLS.

ITEM# 628S

SQUARE

22"H X 22"W X 18"D

ITEM# 628

BATHTUB STYLE

22"H X 55"W X 14"D [FRONT] / 21"D [BACK]

ITEM# 628R

RECTANGULAR

22"H X 28"W X 18"D



WOOLEN MILL BARREL

MADE FROM AN ORIGINAL WOOLEN MILL BARREL, THIS CASTING PROVIDES A CONTAINER SHAPE TO COMPLEMENT A NATURALISTIC GARDEN.

ITEM# 506 25.5"H X 21.5"W



WHISKEY BARREL

CAST FROM AN AUTHENTIC WHITE OAK KENTUCKY BOURBON BARREL, THIS PLANTER IS ONE THAT WILL BE TREASURED AS A PART OF YOUR GARDEN FOR YEARS TO COME, AND IS GUARANTEED NOT TO ROT.

ITEM# 517 18"H X 24.5"W



TREE HOLLOW PLANTER

THE ORIGINAL TREE STUMP HOLLOW WAS USED INDOORS TO STORE ORANGES FOR JUICING. THIS REPLICA MAKES A FABULOUS PLANTER CAST FROM NATURE.

ITEM# 570 14"H X 14"W [10" AT BASE]



FRENCH FAUX BOIS PLANTERS **NEW**

FAUX BOIS, MEANING FALSE WOOD IN FRENCH, BRINGS THE ORGANIC SENSE OF THE WOODS INTO YOUR HOME WITH THESE TWO TREE STUMP STYLED SQUARE AND ROUND PLANTERS THAT HAVE BEEN CAST FROM OLD CONCRETE ORIGINALS. ENJOY THE MODERN EVOLUTION OF OUR CASTING.

ITEM# 663 ROUND 10.5"H X 15"W

ITEM# 664 SQUARE 9"H X 11.5"W [10.5"W AT BASE]



EMBASSY ORCHID PLANTER

MADE FOR THE ORCHIDS GROWN AT AN AMERICAN EMBASSY RESIDENCE, THIS PENNOYER NEWMAN PLANTER WAS CREATED TO MEET THE REQUIRED SIZE.

ITEM# 629 8"H X 9"W



THE LILAC URN, DESIGNED BY GARDEN DESIGNER LINDSAY BURN, WAS INSPIRED BY THE ENID A. HAUPT GLASSHOUSE CONSERVATORY LOCATED AT THE NEW YORK BOTANICAL GARDEN. SHE WANTED TO CREATE A VASE THAT WOULD HOLD CUTTINGS FROM LILAC GARDENS. THE INVERTED DOME BASE HAS A 3.5" INTERIOR DIAMETER, LARGE ENOUGH TO HOLD A 3" METAL FROG TO HOLD STEMS UPRIGHT. USE THIS LILAC URN TO CREATE A BEAUTIFUL BOUQUET TO CELEBRATE THE FRAGRANT ARRIVAL OF SPRING IN YOUR HOME.

ITEM# 665 9"H X 9.25"W [4.75" BASE]

ARCHITECTURAL CAPITAL HEAD PLANTERS

ONCE THE CAPITAL HEAD TO A GREEK COLUMN, THE FORM HAS BEEN CONVERTED TO A PLANTABLE OBJECT THAT WORKS EXTREMELY WELL ON STAIRWAYS, POSTS AND PILLARS.

ITEM# 630 8'H X 21'W

**LILAC URN NEW****ARCHITECTURAL CAPITALS**

THESE REPLICAS OF DECORATIVE CAPITALS CAN BE USED AS TABLE BASES OR SIDE TABLES IN THE GARDEN.

ITEM# 416S CAPITAL, SMALL 14"H X 17"W
 ITEM# 416M CAPITAL, MEDIUM 18"H X 21"W
 ITEM# 416L CAPITAL, LARGE 29"H X 28"W

PEDESTALS

A WONDERFUL WAY TO RAISE GARDEN ORNAMENTS OFF THE GROUND FOR BETTER VIEWING AND PRESENTATION. AVAILABLE IN THREE STYLES; CUSTOM SIZES AVAILABLE UPON REQUEST. [SEE OUR WEBSITE FOR ADDITIONAL PEDESTAL STYLES.]

ITEM# 413S CHELSEA PEDESTAL, SMALL 14"H X 11"W X 11"D
 ITEM# 413M CHELSEA PEDESTAL, MEDIUM 19.75"H X 15"W X 15"D
 ITEM# 413L CHELSEA PEDESTAL, LARGE 28"H X 19"W X 19"D
 ITEM# 414S MODERN PEDESTAL, SMALL 16"H X 11.5"W X 11.5"D
 ITEM# 414L MODERN PEDESTAL, LARGE 32.5"H X 24"W X 24"D
 ITEM# 415 LAUREL LEAF PEDESTAL 21"H X 14.5"W [AT BASE] X 13"W [AT TOP] X 13"D



▼ **BROADLEAF URN AND POT NEW**

THIS PLANTER AND URN ARE REMINISCENT OF ANCIENT ROMAN ART. A BEAUTIFUL DUET WHEN USED TOGETHER, THE COMPONENTS CAN ALSO BE USED AS SEPARATE PLANTERS. BASICALLY, ONE PLANTER THREE WAYS.

ITEM# 666	URN TOP & BASE	31"H X 22"W	[11" SQUARE BASE]
ITEM# 667	TOP ONLY	14"H X 22"W	[11" ROUND BASE]
ITEM# 668	BASE ONLY	17"H X 11"W	[11" SQUARE BASE]



URN ON TAPERED PEDESTAL

A CLASSIC FOR ANY GARDEN, THIS REPLICA WAS MADE FROM A CAST IRON ORIGINAL.

ITEM# 475	33"H X 22"W
	[PLANTING DEPTH: 8"]



CHERUB URN NEW

THIS BEAUTIFUL URN HAS BEEN PRESERVED AND RECAST TO PROTECT IT FROM RUIN. THE DANCING GREEK GODDESS MOTIF IS REFLECTIVE OF 19TH CENTURY EUROPEAN DESIGN AND IS SURE TO MAKE AN ELEGANT STATEMENT INSIDE OR OUTSIDE YOUR HOME.

ITEM# 669	37"H X 19"W	[15" SQUARE BASE]
-----------	-------------	-------------------



OLD WESTBURY GARDEN URN

COPIED FROM A LEAD ORIGINAL AT OLD WESTBURY GARDENS, THE MAIN BODY DEPICTS AN ANTIQUITY SCENE AND THE LOWER PORTION HAS A LEAF MOTIF WITH A DECORATIVE CIRCULAR BASE.

ITEM# 511A	WITH HANDLES	25"H X 25"W X 15"D
ITEM# 511B	WITHOUT HANDLES	25"H X 15"W X 15"D



As seen at
THE WHITE HOUSE
WASHINGTON D.C.



WALL HALL URN
THIS WHITE HOUSE-CHOSEN URN
WAS ORIGINALLY POSITIONED IN
J.P. MORGAN'S ROSE GARDEN AT
WALL HALL IN ENGLAND.
ITEM# 036 25"H X 19"W



ENGLISH GARLAND URN
THIS REGALLY ELEGANT URN IS
ADORNED WITH A DRAPED STRAND
OF ENGLISH GARLAND. LOOKS
LOVELY ANYWHERE IT'S USED.
ITEM# 466 23"H X 20"W



LARGE CHELSEA URN
SHOWN AT LEFT ON THE LARGE MODERN
PEDESTAL [SEE PAGE 79], THIS GRAND SCALE
URN HAS A SHALLOW BASIN THAT'S PERFECT
FOR PERENNIALS AND ANNUALS. BASIN DEPTH:
8". [ORDER WITH OR WITHOUT HANDLES.]
ITEM# 453A W/ HANDLES 34"H X 40"W
ITEM# 453B W/OUT HANDLES 27"H X 30"W
ITEM# 414L MODERN PEDESTAL, LARGE
32.5"H X 24"W X 24"D

CLASSIC URN

COMPLEMENTS ANY ARCHITECTURAL
STYLE AND CAN BE USED ON STEPS
LEADING INTO A TERRACE OR
FLANKING THE FRONT DOOR.
ITEM# 130 23"H X 15"W
ITEM# 031 28"H X 23"W
ITEM# 131 34"H X 28"W



FERN URN
A PAIR OF MATCHING URNS AT
THE ENTRANCE OF A HOME OR
THE START OF A GARDEN PATHWAY
ADDS A DISTINCTIVE ACCENT.
ITEM# 033 35"H X 23"W

As seen at
THE WHITE HOUSE
WASHINGTON D.C.



MODERN URN

THE MOST BASIC OF ALL OUR URNS IS ALSO THE MOST SIMPLISTIC AND MODERN SHAPED URN IN OUR LINE.

ITEM# 631 21.5"H X 18"W

**TABLETOP URN**

SUITABLE SIZE FOR TABLES, SIDE TABLES AND MANTELS, THIS URN IS ONE TO ENJOY FOR YEARS TO COME.

ITEM# 632 14"H X 10.5"W

**OLD WESTBURY WALLED GARDEN URN**

THIS BEAUTIFUL URN WAS CAST FROM AN ORIGINAL LOCATED IN THE WALLED GARDEN OF OLD WESTBURY GARDENS, THE FORMER ESTATE OF THE JOHN SHAFFER PHIPPS FAMILY, HEIRS TO A U.S. STEEL FORTUNE. OUR REPRODUCTION HAS REPLACED THE CONCRETE ORIGINAL THAT DETERIORATED SINCE ITS FIRST INSTALLMENT IN THE GARDENS IN 1906.

ITEM# 561 21"H X 31.5"W [12" SQUARE BASE] SOIL DEPTH: 11"



OLD WESTBURY WALLED GARDEN URN

FLUTED URN

THIS FLUTED URN IS A TRADITIONAL OLD WORLD SHAPE THAT WORKS WELL TO FLANK BUILDING ENTRANCES OR USE AS A DECORATIVE ITEM ON ENTRY OR CORNER COLUMNS.

ITEM# 616 20.5"H X 13.5"W

**COMPOTE BOWL**

RECREATED FROM A 19TH CENTURY ORIGINAL, THIS REPLICA REFLECTS THE FORMAL SHAPE AND ELEGANCE OF ITS ORIGINAL DESIGN. WITH NO DRAINAGE HOLE, THIS PLANTER CAN EASILY BE A BIRDBATH OR CUSTOMIZED AND CONVERTED INTO A FOUNTAIN.

ITEM# 553 12"H X 31"W [11"W BASE]

**ALPINE URN**

THIS URN REPLICA IS AS SIMPLE AND BEAUTIFUL AS THE STONE CARVED ORIGINAL.

ITEM# 619S 25"H X 16"W [11" SQUARE BASE]

ITEM# 619L 33"H X 21"W [12" SQUARE BASE]

**MODERN FRAME**

THIS CLEAN-LINED FRAME IS PERFECT IN BOTH CLASSIC AND CONTEMPORARY SETTINGS.

ITEM# 552 40.75"H X 26.5"W X 2"D

**GARDENER'S FRAME**

ADD YOUR OWN MIRROR TO THIS FRAME TO CREATE THE ILLUSION OF A LARGER GARDEN SPACE. INSIDE DIMENSION: 19".

ITEM# 469 30" ROUND X 2"D

**COLONIAL FRAME**

THIS FRAME IS FROM AN 1800'S COLONIAL FARMHOUSE IN ESSEX, MA.

ITEM# 480 52"H X 29"W X 2"D

**MORGAN RECTANGULAR FRAME**

THIS ORNATE PICTURE FRAME HAS A TIMELESS AESTHETIC.

ITEM# 479 51"H X 39"W X 2.5"D





ROUNDBUSH FINIAL II

WITH BASKETWEAVE BASE

TALLER THAN OUR ORIGINAL ROUNDBUSH FINIAL, THIS VERSION IS A WONDERFUL ACCENT PIECE THAT HAS HISTORICAL PRECEDENCE AND POISE.

ITEM# 015B 28"H X 17"W



ROUNDBUSH FINIAL

IDEAL FOR PATHWAY ENTRANCES AND GARDEN WALLS, THIS FINIAL IS CAST FROM A J.P. MORGAN ENGLISH GARDEN LIMESTONE ORIGINAL. ONE OF THE BEST YOU'LL FIND.

ITEM# 015 20"H X 15"W



PINEAPPLE FINIAL

THE PINEAPPLE HAS TRADITIONALLY BEEN A SYMBOL OF WELCOME. USE IN YOUR OWN COLLECTION TO MAKE YOUR GUESTS FEEL AS WELCOME IN YOUR HOME AS THEY WISH FOR YOU IN THEIRS.

ITEM# 582S SMALL 21"H X 12"W
ITEM# 582L LARGE 28"H X 19.5"W



SQUAT URN

THIS URN HAS THE LOOK OF IRON AGE BRITISH POTTERY. [SEE MEDIUM ON PAGE 102.]

ITEM# 039 SMALL 8"H X 10"W
ITEM# 091 MEDIUM 16"H X 21.5"W

MORGAN LEAD POT

CAST FROM A J.P. MORGAN LEAD ORIGINAL. ALSO AVAILABLE AS A HALF POT FOR WALL MOUNTING.

ITEM# 003 13"H X 15"W X 12"D
ITEM# 004 13"H X 15"W X 6"D
[HALF POT]

THE NORTH WIND POT

A MYSTICAL FACE IS CAST INTO A DECORATIVE VINE MOTIF.

ITEM# 024 5"H X 9.5"W

FRICK GARDEN POT

CAST FROM A FRICK FAMILY ORIGINAL, THIS POT ILLUSTRATES A ROMAN SOLDIER PARADE.

ITEM# 005 9"H X 13"W

PETITE OVAL

WITH GARLAND SWAG, THIS POT IS THE PERFECT SIZE FOR GROWING HERBS AND BULBS.

ITEM# 047 4.5"H X 10"W



◀ PETITE GARLAND POT

SWAG GARLAND DECORATES THE OUTER RIM OF THIS PETITE POT. IDEAL FOR FLOWERS.

ITEM# 023 ROLLED RIM 7"H X 10"W [SHOWN AT LEFT]

ITEM# 040 WITHOUT RIM 6"H X 10"W

[BOTH VERSIONS SHOWN ON PAGE 107.]



HEXAGON POT

REFLECTIVE OF ITS ORIGINAL CHARACTER, THIS POT IS A CLASSIC. ASK ABOUT OUR UMBRELLA POLE OPTION.

ITEM# 019 5.75"H X 9"W



FRUIT POT

THE FLORAL ELEMENTS OF THIS GARDEN CONTAINER NATURALLY COMPLEMENT ANNUALS, PERENNIALS AND HERBS.

ITEM# 038S 11"H X 14"W

ITEM# 038M 18"H X 24"W



OLD WESTBURY II

THE ORIGINAL, LOCATED AT OLD WESTBURY GARDENS, HAS BEEN RECAST AND IS THE PERFECT HEIGHT FOR A DECORATIVE CENTERPIECE.

ITEM# 464 13"H X 14"W



◀ COE HALL FOUNTAIN

FROM THE PRESERVE OF COE HALL, THIS BEAUTIFUL FOUNTAIN WAS FOUND IN MANY PIECES AND PERFECTLY REPAIRED. THIS REPLICA, SHOWN IN LEAD GREY, WILL BE A DELIGHTFUL ADDITION TO YOUR GARDEN.

ITEM# 080 38"H X 16"W X 16"D [SPECIFY WITH OR WITHOUT SPOUT]



VENUS PLAQUE

WE HAVE RESURRECTED THE VENUS PLAQUE, REPRESENTING THE ROMAN GODDESS OF LOVE, FROM OUR ORIGINAL COLLECTION. A WONDERFUL DECORATIVE ADDITION TO A GARDEN OR HOME INTERIOR WALL.


ITEM# 477 34"H X 25"W X 1"D

WESTBURY FOUNTAIN ▶

THE ORIGINAL, FOUND AT GLAMIS CASTLE IN SCOTLAND, IS ALSO FEATURED AT OLD WESTBURY GARDENS. NOW YOU CAN HAVE ONE IN YOUR OWN BACKYARD. THIS CHILD-SIZED STATUE IS ONE TO CHERISH.

ITEM# 069 WITHOUT SPOUT 28"H X 13"W X 13"D

ITEM# 070 WITH SPOUT 28"H X 13"W X 13"D





**TIMPIDIOM FOUNTAIN TOP &
VAUX-LE-VICOMTE FOUNTAIN BASE**

THE TWO ORIGINAL FRICK MARBLE FOUNTAIN PIECES WERE BROUGHT IN FROM THE CHATEAU THAT INSPIRED THE CONSTRUCTION OF VERSAILLES – THE VAUX-LE-VICOMTE. THIS REPLICA OF THE FOUNTAIN EXTENDS SPECTACULAR WORKS OF GARDEN ART FROM ONE GENERATION TO THE NEXT.

ITEM# 078 FOUNTAIN TOP 22”H X 33”W X 4”D
[SPECIFY WITH OR WITHOUT SPOUT]

ITEM# 079 FOUNTAIN BASE 16”H X 38”W X 20”D



ELIZABETHAN BUST

THIS TALL BUST WAS ONCE BEAUTIFULLY CARVED OF STONE AND IS NOW REPLICATED FOR USE IN YOUR HOME OR GARDEN. IN THE LIKENESS OF QUEEN ELIZABETH I, THE ART CONVEYS A ROYAL AUTHORITY.

ITEM# 633 46”H X 27”W X 12”D



ROMAN GODDESS PLAQUE

THIS BEAUTIFUL AND GENTLE LOOKING GODDESS PLAQUE WILL ADD AN ARTFUL EDGE TO A GARDEN ROOM OR WALL. HANG OR RECESS INTO AN IVY WALL, OR USE TO DECORATE A SPACE INSIDE OR OUT.

ITEM# 634 18”H X 33.75”W X 5”D

ASSYRIAN BENCH

FOUR INDIVIDUAL COMPONENTS INGENUOUSLY ASSEMBLE TOGETHER TO MAKE THIS HIGH-QUALITY CASTING OF AN ANCIENT ASSYRIAN BAS-RELIEF FORM. PROPERLY PLACED, IT IS A BEAUTIFUL SEAT FOR TWO PEOPLE TO RETREAT TO IN ANY GARDEN.

ITEM# 512 31”H X 36”W X 19”D



ASSYRIAN FRIEZE AND WINDOW BOX

THIS HIGH-QUALITY CASTING OF AN ANCIENT ASSYRIAN BAS-RELIEF DEPICTS ASSYRIAN AND TURKISH CONQUESTS. THE FRIEZE AND WINDOW BOX MAKE BEAUTIFUL ADDITIONS TO GREENHOUSES AND GARDEN ROOMS.

ITEM# 514 FRIEZE 13”H X 36”W X 2”D

ITEM# 513 WINDOW BOX 9”H X 25”W X 10”D

CHINESE JAR

THE DRAGON, ONE OF THE MOST ANCIENT AND REVERED SYMBOLS IN ORIENTAL ART, IS REFLECTED IN THIS EXTRAORDINARY PLANTER.

ITEM# 544 15”H X 14.5”W





GREAT BLUE HERON

THE ORIGINAL, CREATED BY FAMOUS OIL PAINTER FREDERICK CHURCH, IS THE ONLY PIECE OF SCULPTURE HE PRODUCED IN HIS LIFETIME. THE FIRST REPLICA WAS DONATED TO THE LONG ISLAND NORTH SHORE WILDLIFE SANCTUARY. IDEAL FOR GARDENS, PONDS, AND ENTRYWAY, IT STANDS MAJESTICALLY ON A STURDY BASE.

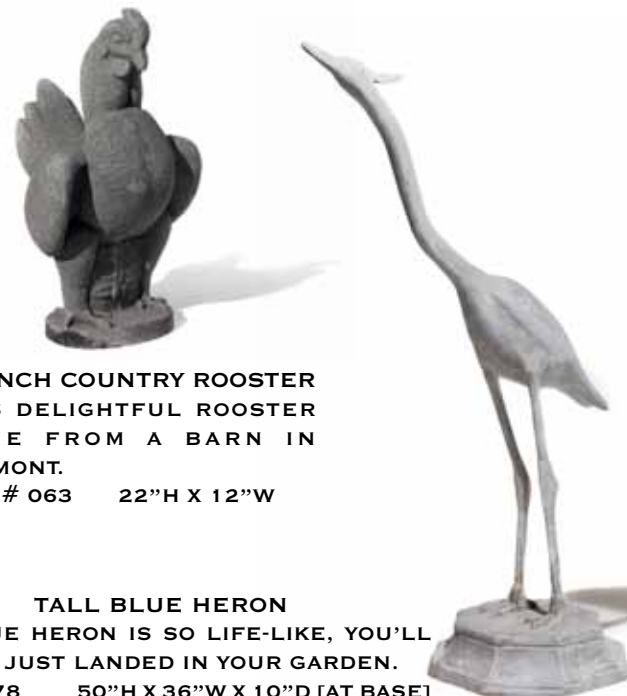
ITEM# 017 30"H X 8"W X 19"D



ENGLISH RABBIT

THE ORIGINAL RABBIT, CARVED FROM WOOD, IS CAST HERE IN LEAD GREY. IT IS SUCH A BEAUTIFUL EXAMPLE OF HOW TO TRULY ENJOY HAVING A RABBIT IN YOUR GARDEN.

ITEM# 066 13.5"H X 16"W X 8"D



FRENCH COUNTRY ROOSTER
THIS DELIGHTFUL ROOSTER
CAME FROM A BARN IN
VERMONT.

ITEM# 063 22"H X 12"W

TALL BLUE HERON
OUR BLUE HERON IS SO LIFE-LIKE, YOU'LL
THINK IT JUST LANDED IN YOUR GARDEN.
ITEM# 478 50"H X 36"W X 10"D [AT BASE]

▼ PAUL'S HAWK

NAMED FOR THE LATE PAUL PENNOYER, THIS HAWK IS A TRIBUTE TO HIS LOVE OF BIRDS.

ITEM# 585 15"H X 6"W X 7.5"D



▲ ABATTOIR COW AND RAM BUSTS ▲

THESE REPLICAS ARE COPIED FROM WOODEN BUSTS USED OUTSIDE ABATTOIR SHOPS IN AUSTRIA.

ITEM# 050 COW 9"H X 9"W X 8"D

ITEM# 049 RAM 13"H X 13"W X 8"D



▲ HORSE HEAD ▲


THE AUSTRIAN ORIGINAL, CARVED FROM WOOD, HAS BEEN COPIED TO CREATE A WONDERFUL MOUNT FOR ANY HOME, STABLE OR BARN. IT'S THE BEST YOU'LL EVER SEE.


ITEM# 059 19"H X 4"W X 14"D

THE EGYPTIAN HOUND ▶

A REPLICA OF AN ANCIENT EGYPTIAN PHARAOH HOUND.

ITEM# 061 42"H X 16"L X 9"W





◀ **OTTER BIRD BATH**
 THE ORIGINAL WAS SCULPTED BY SHAYNE HAYSOM. THE OTTER AWAITS THE TURTLE'S SUBMERGENCE INTO THE BATH.

ITEM# 018 10"H X 24"W



TWO DUCKS BIRD BATH
 THE ORIGINAL WAS SCULPTED BY SHAYNE HAYSOM.

ITEM# 043 15"H X 25"W

SHELL
 ITEM# 092S SMALL [ABOVE] 15"H X 12"W
 ITEM# 092L LARGE [ON WEBSITE] 23"H X 33"W

ALLIGATOR BIRD BATH
 THIS DISTINCTIVE CASTING WAS ORIGINALLY CARVED BY ARTISANS COMMISSIONED TO BUILD ST. JOHN'S CHURCH IN LATTINGTOWN, NEW YORK.

ITEM# 044 47"H X 28"W
 ITEM# 044S HALF 32"H X 28"W




ROUNDBUSH FROG
 THIS WONDERFULLY-SIZED FROG CAN BE CONVERTED INTO A SPOUT OR ENJOYED AS A DECORATIVE ARTS PIECE IN YOUR GARDEN.
 ITEM# 568 9.5"H X 12"W X 12"D



LINDSAY & LOULIE FROG AND DESK FROGS
 ITEM# 586 7.5"H X 9.25"W X 9.75"D
 ITEM# 587A DESK FROG A: 4.5"H X 4.75"W X 6"D
 ITEM# 587B DESK FROG B: 5"H X 4.25"W X 4.75"D

ROUNDBUSH TURTLE
 CAN BE ENJOYED AS IS, OR EQUIPPED TO SPOUT WATER FROM ITS MOUTH [FAR RIGHT], OR HAVE A HOLE DRILLED IN ITS BACK TO ACCOMMODATE AN UMBRELLA POLE. SPECIFY UMBRELLA STAND OR SPOUT OPTION.
 ITEM# 045 8"H X 13"W X 16"L



DOVES

CAST FROM CONCRETE ORIGINALS, THESE DOVES MAKE GREAT GARDEN ACCENT PIECES.

ITEM# 467 DOVE UPRIGHT 8"H X 9"W [4" BASE]

ITEM# 468 DOVE EATING 5.25"H X 11"W [5" BASE]



THE WHIPPET STATUARY

FAVORED BY THE NOBILITY OF ANCIENT TIMES, THIS WHIPPET STATUARY WAS CAST IN HONOR OF ROBIN NORRIS' SON RUPERT, FELLOW GARDEN PLANTER MANUFACTURER AND NURSERYMAN. THE SLENDER, GRACEFUL AND ELEGANT STYLE OF THIS STATUARY IS SO AUTHENTIC; IT'S AS BEAUTIFUL IN PAIRS AS IT IS IN A SINGLE REPRESENTATION.

ITEM# 635 16"H X 20"W

ENGLISH HEDGEHOG STATUARY

LOVED BY ENGLISH GARDENERS, THIS REPLICA OF A 1920S HEDGEHOG BOOT SCRAPE GOT ITS NAME FROM ITS PREFERRED HABITAT IN GARDEN HEDGES, AS WELL AS THE PIG-LIKE GRUNTS THEY MAKE.

ITEM# 636 7"H X 11"W

ARCHITECTURAL KEYSTONES

A KEYSTONE IS THE ALWAYS-INTERESTING ARCHITECTURAL PIECE LOCATED AT AN ARCH ABOVE A DOOR. CHOOSE FROM TWO ELIZABETHAN STYLE KEYSTONES – A MALE AND A FEMALE – AS WELL AS BACCHUS, THE GOD OF WINE.

ITEM# 403M ELIZABETHAN KEYSTONE, MALE 20"H X 11"W X 4"D

ITEM# 403F ELIZABETHAN KEYSTONE, FEMALE 20"H X 11"W X 4"D

ITEM# 067 BACCHUS KEYSTONE 19"H X 15"W X 2"D



FANCY HILLS FOX

THE OLD CONCRETE ORIGINALS TO THESE BEAUTIFUL FOX REPLICAS WERE CREATED IN IRELAND, ENJOYED FOR YEARS IN MARYLAND, AND RECENTLY REPAIRED AND RECAST FOR THE ENJOYMENT OF GENERATIONS TO COME.

ITEM# 526 FOX ON CHASE 12.5"H X 34"W X 5.5"D

ITEM# 535 FOX SITTING UP 18.5"H X 18"W X 8"D





ENGLISH STADDLE STONE **NEW**

ORIGINALLY USED AS SUPPORT BASES FOR GRANARIES IN ENGLAND [ONCE USED TO LIFT GRAIN CRIBS UP AND ABOVE GROUND], THIS REPLICA WAS CAST FROM A CIRCA 1850 ORIGINAL. ENJOY THIS WHIMSICAL ENGLISH ORNAMENT IN YOUR GARDEN.
ITEM# 659 30”H X 18.5”W [TOP] X 16”W [BASE] X 18.5”D



EGG-SHAPED GARDEN STONE

CAST FROM ORIGINAL VOLCANIC STONES THAT WERE CHISELED INTO EGG FORMS, THESE SHAPES MAKE WONDERFUL GARDEN ORNAMENTS AND CAN FUNCTION AS DRIVEWAY MARKERS AND ALSO CONVERT INTO FOUNTAINS.
ITEM# 501 22”H X 16”W



EGG-SHAPED GARDEN STONE



SPLIT RAIL FENCE POSTS ▶

IN-GROUND POSTS ROT AT THE BASE LONG BEFORE THE HORIZONTAL SLAT RAILS EVER DO. OVERCOME THE REPLACEMENT COSTS BY USING RESIN SPLIT RAIL FENCE POSTS FOR GARDEN AND DECORATIVE USE.

ITEM# 503 81”H X 7”W X 7”D



SQUAT URN MEDIUM

ELEGANTLY APPOINTED, THIS URN IS BEAUTIFUL WHEN INSTALLED ON GARDEN PILLARS AND GATES. [SEE SMALL SIZE ON PAGE 89.]

ITEM# 091 16”H X 21.5”W



GARDEN EDGING STONES

LINE GARDEN EDGES WITH RESIN STONES THAT ARE LIGHTWEIGHT AND WEATHER RESISTANT. HOLLOW INTERIORS ALLOW FOR EASY INSERTION INTO SOIL. MULTIPLE LENGTHS CREATE MOST NATURAL LOOKING GARDEN BORDERS. GREAT FOR FRAMING VEGETABLE GARDENS AS WELL.

- ITEM# 530 SMALL EDGING 6”H X 24”W X 3.5”D
- ITEM# 531 MEDIUM EDGING 6”H X 33”W X 3.5”D
- ITEM# 532 LARGE EDGING 6”H X 42”W X 3.5”D



POSTS ▼


THESE GRANITE POSTS CAST IN RESIN ARE SO REAL LOOKING, YOU’LL HAVE NEIGHBORS ASK IF YOU GOT THEM IN MAINE. USE THEM TO DISTINGUISH DRIVEWAY ENTRANCES OR GARDEN LANES. ORDER PLAIN, WITH CUSTOM LETTERS, OR DRILLED WITH HOLES FOR PIPE AND GATE INSERTIONS. CUSTOM POST SIZES AVAILABLE, AS SHOWN AT RIGHT. LETTER PRICING AVAILABLE UPON REQUEST.

- ITEM# 546 44”H X 8”W X 8”D
- ITEM# 547 56”H X 8”W X 8”D



▲ GARDEN MARKER

CAST FROM A CARVED STONE ORIGINAL, THIS FREE-STANDING POST HAS A GRANITE FINISH AND HELPS DISTINGUISH GARDEN WALKWAYS AND DIRECT TRAFFIC DOWN A GARDEN PATH.





NATURAL EDGE BENCH

TRUE TO THE SHAPE OF A NATURAL STONE'S EDGE, THIS STRAIGHT TOP RESIN GRANITE BENCH WILL BE ADMIRERD IN YOUR GARDEN FOR YEARS TO COME. LIGHT WEIGHT AND SHIPS IN THREE PARTS. PVC PIPE INSERTIONS MAKE ASSEMBLY EASY UPON RECEIPT.

ITEM# 548 21"H X 48"W X 12"D



CURVED BENCH

KIDNEY BEAN SHAPED AND SUPPORTED WITH STONE-LOOKING LEGS, THIS RESIN BENCH IS SO WELL CRAFTED IT COULD DECEIVE THE MOST HARD-CORE COLLECTOR OF ALL-THINGS-GRANITE. SHIPS IN THREE PARTS. PVC PIPE INSERTIONS MAKE ASSEMBLY EASY UPON RECEIPT.

ITEM# 550 19"H X 51"W X 21"D



GUGGENHEIM CURVED, STRAIGHT, AND S-SHAPED BENCHES

THESE UNIQUE BENCHES OF ITALIAN DESIGN WERE CAST FROM ORIGINALS AT THE GUGGENHEIM ESTATE IN PORT WASHINGTON, NEW YORK. SHOWN ARE THE CURVED AND STRAIGHT TOP BENCHES. ALSO AVAILABLE BUT NOT SHOWN IS THE S-SHAPED BENCH THAT ALLOWS TWO PEOPLE TO CONVERSE WHILE SITTING OPPOSITE EACH OTHER. ALL: 19"H X 16.5"D

ITEM# 054C CURVED TOP [54"L] ITEM# 054S STRAIGHT TOP [53"L] ITEM# 054SS S-SHAPED [57"L]

WOVEN BASKET PLANTER

THIS SWEET PLANTER IS CAST FROM A WOODEN VINE PLANTER ORIGINAL AND CAN NOW BE USED OUTSIDE YEAR-ROUND WITHOUT BEING DAMAGED BY THE ELEMENTS.

ITEM# 640 7"H X 10"W

**THE OLYMPIAN WINGED VASE**

HERMES, THE GREAT ATHLETIC AND OLYMPIAN GOD IS THE INSPIRATION BEHIND WINGED BOOTS, WINGED WANDS AND TRAVELERS CAPS, BUT THIS WINGED VASE IS ONE THAT SITS UPRIGHT AND HOLDS FRESH CUT FLOWERS ON BOOK CASES, DESKS AND OUTDOOR DINING TABLES.

ITEM# 645 9"H X 5"W TOP/15"W BASE
VASE DEPTH 5"

**SQUAT LION HEAD URN WITH SCALLOPED RIM**

THIS PLANTER WAS CAST FROM A HAND-CARVED WOODEN ORIGINAL. IT HAS THE FULL CHARACTER OF ITS ORIGINAL FORM.

ITEM# 642 7.75"H X 11"W

**CECILY'S PLANTER**

CECILY OFTEN USES THIS PLANTER INDOORS WITHOUT DRILLING A DRAINAGE HOLE [USING FELT TABS ON THE BASE] TO ROTATE HER ANNUALS AND PERENNIALS AVAILABLE THROUGHOUT EACH SEASON.

ITEM# 643 6.75"H X 14.25"W

**PETITE FLORENTINE SQUARE**

THE SWEETEST PLANTER OF THE NEW YEAR IS OUR SIGNATURE PETITE FLORENTINE SQUARE. YOU'LL WANT MORE THAN ONE FOR YOURSELF AND MORE TO GIVE AS SPECIAL GIFTS TO FRIENDS.

ITEM# 644 4"H X 4.5"W

CHERUB ORCHID PLANTER

THIS CHERUB ORCHID PLANTER IS A GREAT SIZE AND SHAPE FOR FORMAL INDOOR TABLE DISPLAYS. ALSO WORKS WONDERFULLY OUTDOORS.

ITEM# 641 9"H X 8"W



WITH RIM



WITHOUT RIM

**PETITE GARLAND I & II**

SWAG GARLAND DECORATES THE OUTER RIM OF THIS PETITE POT. IDEAL FOR FLOWERS INDOORS OR OUT. AVAILABLE WITH ROLLED RIM OR WITHOUT.

ITEM# 023 ROLLED RIM 7"H X 10"W

ITEM# 040 WITHOUT RIM 6"H X 10"W

**ROPE EDGED TABLE TOP**

THIS ROPE EDGED TABLETOP WAS CAST TO CREATE A ZINC-LIKE REPLICA THAT CAN BE USED ON ANY TABLE BASE. SHOWN HERE ON OUR LION PLANTER [SEE PAGE 50].

ITEM# 516 1"H X 42"W





MORGAN NILE RIVER VESSELS

J.P. MORGAN COLLECTED THESE VESSELS ON ONE OF HIS EXPEDITIONS DOWN THE NILE RIVER. ENJOY THESE ANCIENT OIL JAR SHAPES IN YOUR GARDEN.

ITEM# 580A 21.5"H X 21.5"W [6" AT BASE / 11" OPENING AT TOP]

ITEM# 580B 23"H X 24"W [8" AT BASE / 11.5" OPENING AT TOP]

BEEHIVE POTS

A	ITEM# 474S	SMALL	26"H X 20"W
B	ITEM# 474L	LARGE	36"H X 30"W
C	ITEM# 420S		38"H X 22"W
	ITEM# 420M		48"H X 22"W
	ITEM# 420L		58"H X 22"W
	ITEM# 420XL		68"H X 22"W



BEEHIVE POTS



GRECIAN PLANTER SMALL AND MEDIUM
 THESE SMALL PLANTERS WILL RECALIBRATE YOUR SENSE OF SIZE AND FUNCTIONALITY WHEN YOU SEE THEM PLANTED AS ILLUSTRATED HERE. CAST FROM MORTIMER TERRA COTTA ORIGINALS, THE ROPE EDGED DETAIL AND ELEGANT SHAPES ARE CAST IN RESIN AND WILL NOW STAND THE TEST OF TIME IN YOUR GARDEN.

- A ITEM# 620S 13.5"H X 17.5"W
- B ITEM# 620M 14"H X 17.5"W



RIDDER ROUND

A DESIGN THAT IS AS CONFIDENT, ARTFUL AND ELEGANT AS ITS OWNER, THE ORIGINAL, OWNED BY KATIE RIDDER PENNOYER, REFLECTS HER IMPECCABLE TASTE BOTH AS GARDENER AND INTERIOR DESIGNER.
 ITEM# 573 12"H X 9"W [TOP],
 [7"W AT BASE]

GRECIAN PLANTER LARGE

THIS RESTORED MORTIMER ORIGINAL WAS REPAIRED FROM A DEMISED STATE TO ALLOW THIS BEAUTIFUL VESSEL TO BE RECAST AND ENJOYED AGAIN.
 ITEM# 620L 28"H X 26"W



▲ ANTIGUA PLANTERS

ANTIGUA, LOCATED IN THE LEEWARD ISLANDS OF THE CARIBBEAN, IS WHERE THESE TRADITIONAL TERRA COTTA PLANTERS ORIGINATE. RECAST TO OUTLAST THE FRAGILE MATERIALS, THESE HANDCRAFTED PLANTERS ARE NOW AS DURABLE AS THEY ARE BEAUTIFUL.

- ITEM# 617S SMALL 13"H X 14"W
- ITEM# 617L LARGE 13"H X 19"W
- ITEM# 618 SAUCER 3"H X 15"W [FOR LARGE ANTIGUA PLANTER]





GRECIAN PLANTER EXTRA-LARGE

THIS PLANTER, CAST FROM AN OLD MORTIMER TERRA COTTA ORIGINAL, IS MADE TO LAST, ALLOWING THE LEGACY TO LIVE ON IN YOUR GARDEN FOR DECADES TO COME. ITS LYRICAL LINES HARK BACK TO ITS HISTORY.

ITEM# 620XL 32"H X 30.5"W



OLIVE JAR

GERTRUDE JEKYLL, RENOWNED ENGLISH ARTIST, CRAFTSWOMAN, WRITER AND GARDENER, CREATED THIS MEDITERRANEAN-STYLE OLIVE JAR. CAST FROM AN ORIGINAL IN MAINE.

ITEM# 030 19"H X 21"W





GRAPEVINE WALL BASKET ▼

CAST FROM AN OLD HAND WOVEN GRAPE VINE BASKET, THIS PLANTER HAS A WIRE HOOK THAT CAN BE MOUNTED TO THE WALL FOR FLOWERS AND CASCADING VINES. [MOUNTING BRACKET NOT INCLUDED.]

ITEM# 559 22”H X 25”W X 17”D [TAPERS TO 9”W AT BASE]



▲ PORTUGUESE WATER BASKETS NEW

THE LATE DAVID BARRETT, A WELL-KNOWN INTERIOR DESIGNER, WAS THE FIRST TO CAST THESE INTRICATELY-WOVEN REED WATER BASKETS. MADE POPULAR IN PORTUGAL AND A HUGE PART OF THEIR FISHING HERITAGE, THESE BEAUTIFUL WORKS OF ART, WITH THEIR INGENUOUS STYLING, HAVE BEEN RECAST IN RESIN AND CAN BE PLANTED AND ENJOYED YEAR-ROUND FOR GENERATIONS TO COME.

ITEM# 670S 14”H X 13”W ITEM# 670L 18”H X 15”W

PENNOYER NEWMAN LLC

DISTINCTIVE GARDEN POTS CAST FROM ESTATE ORIGINALS

Dear Friends,

This year's catalog of carefully selected estate original planters is one of our most extensive. We've added over 20 new items to our collection of modern and old world classics cast from our founder's family, J.P.Morgan, and friends that include Henry Clay Frick, Daniel Guggenheim, and many others to which we have exclusive access.

Rescuing a planter from extinction is something we at Pennoyer Newman care a great deal about. As you'll see in this new 116-page catalog, we have recast planters that were near collapse or structurally damaged after a century of use. With careful restoration, we can ensure that many pieces, rare and rich with history, can be saved, restoring life and allowing them to live on as a legacy to the great garden designs of the past as well as the future. Many of our new castings are so beautiful you'll want to use them both inside and outside your home.

Take note that many of our pieces hold the grand scale vision of today's royal court. In 2016, more of our planters were installed at the British Embassy in Washington, DC [see the actual garden installation photo of our Gertrude Jekyll Olive Jar on page 113]. We also restored planters for the renowned garden of Dumbarton Oaks, the DC-based Institute of Harvard, and we completed a two-year renovation of the 1732 Diana Statuary for Old Westbury Gardens [at right] that was originally created for the small Château de Marly that was home to Louis XIV while Versailles was being built. Diana's 88 years of seasonal exposure at Old Westbury Gardens took its toll, and we completely restored and recast the 7' tall statuary to make it lightweight and weather resistant for year-round outdoor display at the historic gardens that are open to the public to this day.



Please visit our showroom at The New York Design Center where you can see our products first-hand. Visit our website at pennoyernewman.com for updates, to view installation photos where you'll get new ideas for your property, and/or see custom styles added throughout the year.

Our best to you as you enjoy this collection!

Virginia Newman Yocum & Cecily Pennoyer



COLOR OPTIONS AVAILABLE:

LEAD GREY	MATTE BLACK	LIMESTONE	TERRA COTTA



TO ORDER CALL 212/839-0500 • FAX 212/839-0501

WWW.PENNOYERNEWMAN.COM

200 LEXINGTON AVENUE [AT 32ND STREET] • FOURTH FLOOR, SUITE 416 • NEW YORK, NY 10016

See our Conical Strapped Egg Cup Planters, shown above, on page 26.

copyright 2017