

The How-To Guide for High School Students



FAFSA

(And the Adults Who Help Them)

By Kim Nauer and Sandra Salmans

Cartoons by R.J. Matson

Design by Stone Soup Creative

THE
NEW
SCHOOL

CENTER FOR
NEW YORK
CITY AFFAIRS

GET \$\$\$ FOR COLLEGE

What You Need to Know to Fill Out the FAFSA

- Filling Out the FAFSA: Just try it** page 1
 - Q&A: Understanding the basics** page 2
- Is the FAFSA for You? Almost certainly** page 4
 - Q&A: Students with citizenship questions** page 5
- Be Prepared! Info you need** page 6
- Gathering Documents** page 7
- It's About You: Start the FAFSA form** page 8
- It's About Your Family: Three questions** page 10
- Who Are Your Parents? Legal dependency** page 12
 - Q&A: Questions about parents and family** page 13
- Who's in Your Household?** page 14
 - Q&A: Students with no parent contact** page 15
- What Did Your Family Earn? Reporting income** ... page 16
 - Q&A: Financial information questions** page 17
- Submit Your FAFSA Form: A checklist** page 18
- Show Me the Money! The final steps** page 19
 - Q&A: Proving the information is true** page 20
- How to Read a Financial Aid Letter** page 21
- First, Check the Price Tag** page 22
- Next, Look for the Free Money** page 23
- Finally, Think About Loans** page 24
 - Q&A: Questions about loans and debt** page 25
- Comparing College Financial Aid Offers** page 26
- More Questions? Clip this page** page 29

FIRST STEP TO COLLEGE

Filling Out the FAFSA

Do you need money to go to college? You probably need to fill out the federal government's Free Application for Federal Student Aid, better known as the FAFSA. This is the first step if you want financial aid from the federal and state government or most colleges. Filling out the FAFSA can be intimidating. Don't worry. Just try it.



The FAFSA is an online form designed to take you step-by-step through the questions you need to answer. There is also a great hotline to call for help. As you fill out the form, you can speak with an expert at 1-800-433-3243 who can give you good advice on any question you have. (Some people prefer to fill out the FAFSA on paper and mail it in. That option is available. The FAFSA hotline can help with this as well.)

If possible, ask an adult to help you. Your parents, guidance counselor, or favorite teacher are there for you. Or ask around. There may be financial aid experts in your community or in your school. And many colleges have people in their admissions department who can help.

Start working on it today. The effort will be worthwhile.

Q&A: Understanding the Basics of the FAFSA

You've been doing research and applying to your favorite colleges. But how are you going to pay for school? Many students rely on a combination of grants and loans. To apply for financial aid, you must fill out the federal government's Free Application for Federal Student Aid (FAFSA).

Q: What is the FAFSA, exactly?

A: It stands for Free Application for Federal Student Aid. The application is required for students seeking government aid for college. The U.S. Department of Education uses the form to calculate your level of financial need. Most colleges also use the FAFSA as a starting point to determine how much financial support a student will need to attend.

Q: Why is the FAFSA important?

A: The form is required for all kinds of financial aid. Colleges use the FAFSA to determine whether you're eligible for federal student aid, including Pell Grants, student loans, and work-study. It is also the gateway for state funding, college support, and many private scholarships.

Q: How does it work?

A: Most people fill out the form online at www.fafsa.ed.gov. The website walks you through a series of questions about your family and your parents' finances. The FAFSA uses this information to calculate how much you and your family can contribute toward your college costs. This number is called the "Expected Family Contribution," or EFC. Colleges use your EFC to determine how much financial aid you are eligible for.

Q: What kinds of questions does FAFSA ask?

A: The FAFSA form asks for some personal details about you and asks which colleges you would like to attend. The form then asks about your parents and who you live with. The form will ask questions to see if you are “dependent” on one or both of your parents. (Most likely you are—but there are exceptions.) The FAFSA also asks how much money you and your parents made last year. If your parents own a home or have money in the bank, the FAFSA form asks about that as well.

Q: But I don’t know anything about my parents’ finances!

A: Your parents will probably need to help you or (better yet) fill out the FAFSA form with you if you are dependent on them. At the very least, they need to give you the information that’s required. The most important document is their most recent federal tax return. Other information may be required as well.

Q: When is the FAFSA due?

A: As soon as possible after January 1. A lot of financial aid is “first come, first served”—so you should submit your FAFSA as soon as you can. College deadlines for filing the FAFSA and submitting other financial aid information vary. Be sure to file on time!

Q: Once I’ve submitted my FAFSA form, can I relax?

A: Not quite yet. You must monitor your email carefully. The FAFSA website will send an important document called the Student Aid Report. Look it over carefully. Make sure your FAFSA form was processed properly and the information was sent to the colleges to which you applied.

Q: How do I make sure to get all the aid I’m eligible for?

A: First, make sure to apply for your state’s grants. The online FAFSA form provides a link to the state form at the end of the application. Try to complete this application immediately after the FAFSA. It is easier to do both forms at the same time. Once colleges get your FAFSA information, they may have more forms to fill out or questions about your application. This is common. Be sure to provide the information as quickly as possible.

Is the FAFSA for You?

Almost certainly! If you need money for college, you should apply. Filling out the FAFSA form is the first step for almost all financial aid—including from the federal government, state government, colleges and many private scholarships.

It's true that the FAFSA form can seem a bit tricky for some students and families. The form was designed years ago for a traditional two-parent family. Today's students often live in much different circumstances, in blended families and a variety of home situations. Some families are new to the United States and may have members who lack full citizenship.

But that's OK. The secret? **For most students, filling out the form on the computer will make it much easier.** The online FAFSA form will lead you through the questions you need to answer.



If you run into complicated questions, don't worry. Most people do.



Talk to an adult, like a parent or counselor, who can help you.



Call the FAFSA hotline at 1-800-433-3243.

The hotline staff is friendly and can answer just about any question you may have.

Q: Is every student eligible for federal financial aid?

A: If you genuinely need money for college, you are probably eligible for some kind of financial aid.

Undocumented immigrant students are not eligible for **federal** aid. But the FAFSA is a gateway to other money. And even if you think you may not get aid because you or your parents earn too much, you should file the FAFSA so you can access federal loans.

Q&A: For Students with Citizenship Questions

Q: What if my parents and I are not U.S. citizens?

A: That's OK. You can apply if you or your parents are permanent residents (holding a "green card"), have F-1 visas, or are here in any legal way acknowledged by the U.S. government.

Not a U.S. Citizen?

CALL THE FAFSA HOTLINE:

1-800-433-3243

<http://studentaid.ed.gov/eligibility/non-us-citizens>

Q: What if my parents are undocumented?

A: That's OK, as long as you are in the U.S. legally. Your parents are protected because, by law, other federal agencies cannot see your FAFSA application. But you have to take special steps when you fill out the form. You and your family should work closely with a guidance counselor or financial aid professional to ensure that everything is done correctly. Or call the FAFSA hotline to learn more.

Q: What if I am undocumented?

A: You cannot receive federal money. This is true for *all* undocumented students, including those who have been granted Deferred Action for Childhood Arrivals (DACA) status. But you may qualify for state or local grants and private money. Talk to a financial aid officer at the colleges you would like to attend to see what aid is available and what you need to do to get it. You can also get information about scholarships and other programs at www.thedream.us.

Be Prepared!

Before you tackle the FAFSA form, you will need a computer and an email address. Be sure this is an email address that you check often. It's important to watch your email closely during the days and weeks after you have submitted your application.

You will also need to gather personal and family financial information:



Personal identification:

- Your Social Security number
- Social Security numbers for one or both parents
- Your driver's license, if you have one
- Alien registration or permanent resident cards, if you or your parents are not U.S. citizens



Financial information:

- Your parents' tax records, if you are dependent on one or both of them
- A copy of your parents' foreign tax return, if they live outside the United States or in Puerto Rico
- Your own tax records, if you filed a recent tax return
- Records of untaxed income in your family like Social Security, welfare benefits, or veterans benefits

Q&A: Gathering Documents for the FAFSA Form



Q: Do I need the Social Security cards?

A: Not necessarily, but it is important that the names and numbers on your FAFSA form match the U.S. government's tax records. If you don't have the cards, look at the names and numbers entered on your parents' tax returns. Match those exactly and you should be in good shape.



Q: What are tax records?

A: These include annual tax returns (IRS 1040, 1040A, 1040EZ) and any documents used to fill out the returns (like an employer's W-2 forms, bank statements, or mortgage interest statements).



Q: Whose tax records will I need?

A: If you live with both parents, you will be using your family's tax forms. If you live mostly with one parent, use that parent's tax forms. There may be special steps if you live with relatives or live independently of your parents. (The FAFSA form may ask for the income information of your biological or adoptive parents, even though you may live with or rely on others. See pages 14 and 15 of this guide to learn more.) If you have any questions, it's important that you call the FAFSA hotline or talk to a counselor.

What Do I Need to Prepare?

CALL THE FAFSA HOTLINE:

1-800-433-3243

<http://studentaid.ed.gov/fafsa/filling-out>

GETTING STARTED

It's About You

The time has come to fill out the FAFSA form. Find a computer and get settled in. If you are prepared, the form may only take 45 minutes to complete!

But don't worry if things are more complicated. You can take your time and you can save your work. To get the form done, keep coming back to the website as often as you like.



Go to **www.fafsa.ed.gov**



You and one of your parents will need to sign up for a **Federal Student Aid ID**, also called an **FSA ID**. This is new. You will need to get an FSA ID to work on your FAFSA form and sign it electronically. Go to <https://fsaid.ed.gov/npas/index.htm>. The website will walk you through a quick and easy login process.



Remember to get your name and Social Security number exactly right.



Answer all of the questions that the FAFSA form asks about you. Some may seem personal or odd. Don't worry. The questions are there to determine whether you are eligible for federal aid and whether you are dependent on your parents. Just answer the questions truthfully.



Next, the FAFSA form will ask you for your list of colleges. These colleges will use your FAFSA to determine how much financial aid you are eligible for. You can list up to 10 schools. If you're applying to more than 10 or want to change your list, you can do this later.



It's best to do the FAFSA form with a parent, teacher, guidance counselor, or an adult who can help you. Students can fill out the form, but it is usually better to have adult help.



Be sure to go to THIS website (www.fafsa.ed.gov). Similar websites may make you pay to file your FAFSA form. The government site is free and safe.

My stack of paper:

- ✓ Personal information
- ✓ List of colleges
- ✓ Family tax documents
- ✓ Info on other income and assets

Is There a Cheat Sheet to Use Ahead of Time?

The FAFSA website provides a worksheet to print and fill out before you begin the online form. The worksheet walks you through the questions on the form and all of the information you will need to gather. Just search for the "FAFSA on the Web Worksheet."

UNDERSTANDING THE FAFSA

It's About Your Family...

The FAFSA form asks lots of questions about your family and how much money your parents make. It may be helpful to understand why you are being asked these questions. Here is the explanation:

There is a limited amount of money available to help students with college costs. The government and colleges need to figure out whether you deserve financial help. If you do, they have to estimate how much money you need.

In a nutshell: Do your parents have enough money to help put you through college? If they do, how much could they possibly contribute? This is called your **“Expected Family Contribution.”** Colleges may refer to it as your “EFC.” It’s an important number.

To calculate the **Expected Family Contribution**, the FAFSA needs to figure out three things:



Who Are Your Parents?

Are you legally dependent on them?



Who's in Your Household?

Who are your parents supporting financially?




How Much Do You and Your Parents Earn?

And what savings might be available for college?

Q: If my parents help me fill out the FAFSA form, are they required to help me pay for college?

A: No. Your parents do not have to help you pay for college, no matter how much they earn. It is their choice. This may ease their minds if they are worried about giving you their income information for the FAFSA. Just let them know you must fill out this form to get financial aid.



UNDERSTANDING THE FAFSA

Who Are Your Parents?

Are you legally “dependent” on at least one parent? For most high school students, the answer is “yes.”

For the FAFSA, you are legally “dependent” if



You live with one or both of your parents.

For the **FAFSA**, a parent is:

- Your birth mother or father,
- a parent who adopted you, or
- a stepparent who’s married to your birth or adoptive parent.

OR



You’re in touch with one or both of your parents, as defined above. You may actually be living with a grandparent, aunt, sibling, or a close friend. You may be living on your own and supporting yourself. For the FAFSA, you are still “dependent” on your parents if you have occasional contact.

But some students are legally “independent.” Some common reasons you might be declared independent:

- You are 24 years old or older,
- married,
- financially supporting children of your own,
- orphaned, in foster care, in legal guardianship, or a ward of the court.

Q: What if neither category fits?

A: You may be a candidate for a “**Dependency Override**.” This is for students who are technically “dependent” on their parents but have **no contact** with them, or are justifiably afraid of contacting them. Use this option as a last resort. It is hard to get a dependency override. See page 15 of this guide for more details.

Q&A: Questions About Your Parents and Family

Q: What if my parents are divorced or separated?

A: You need to provide information about only one parent. Usually, this is the parent you live with the most. If you split time between your parents equally, use the parent who provides most of your financial support. If the parent on your FAFSA form has remarried, you need to include your step-parent's information too.

Q: What if my parents live together but aren't married?

A: As long as they're living together, you need to provide information about both of them. That's also true if your parents are same-sex partners, whether they're married to each other or not.

Q: What if I live with a relative or family friend?

A: It depends on whether the person you are living with, like your grandmother or aunt, has a legal relationship with you. If your relative has adopted you, you can report their information on the FAFSA. If that person is your legal guardian, you are independent and do not have to report any parental information. You will need to find this out before filling out the FAFSA form. The online form will ask a series of questions to help you. If you are confused for any reason, you should talk to a counselor or call the FAFSA hotline.

Q: What if I think I am legally independent?

A: The online FAFSA form will ask you a series of questions to determine this. Don't worry, you are still completely eligible for college financial aid. The FAFSA form will ask different questions if you are independent. You will be asked about **your** income and household. You will not need to provide information about your parents.

Q: Will I get more money if I'm independent of my parents?

A: Probably not. It may seem strange, but you are likely to get more financial aid if you depend on your parents. Answer the questions about your parents as truthfully as you can on the form.

Confused About Your Dependency Status?

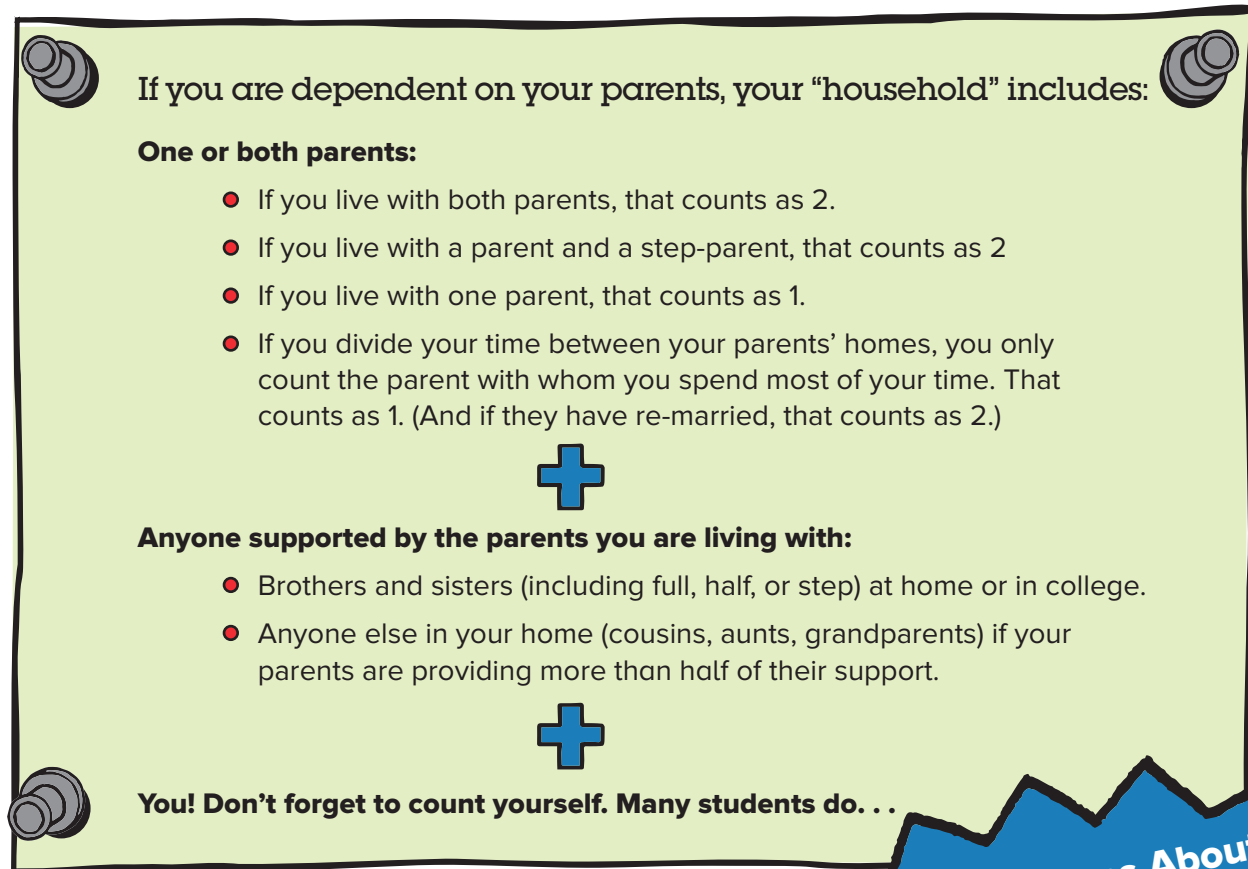
CALL THE FAFSA HOTLINE:
1-800-433-3243

<http://studentaid.ed.gov/fafsa/filling-out/dependency>

UNDERSTANDING THE FAFSA

Who Is in Your Household?

The FAFSA form will ask some questions about who you and your parents live with. The FAFSA is trying to determine who else your parents have to support financially in addition to you.



If you are dependent on your parents, your “household” includes:

One or both parents:

- If you live with both parents, that counts as 2.
- If you live with a parent and a step-parent, that counts as 2
- If you live with one parent, that counts as 1.
- If you divide your time between your parents’ homes, you only count the parent with whom you spend most of your time. That counts as 1. (And if they have re-married, that counts as 2.)

+

Anyone supported by the parents you are living with:

- Brothers and sisters (including full, half, or step) at home or in college.
- Anyone else in your home (cousins, aunts, grandparents) if your parents are providing more than half of their support.

+

You! Don’t forget to count yourself. Many students do. . .

Q: What if I’m legally dependent on my parents but live with others? Which household do I use?

A: Even if you live with others, your “household” is the household of the parent or parents on whom you legally depend. For example, if you’re living with your grandmother, but your mother still has legal custody of you, the FAFSA form wants to know about your mother’s household. Call the FAFSA hotline with questions.

Have Questions About Your Household?

CALL THE FAFSA HOTLINE:

1-800-433-3243

<http://studentaid.ed.gov/fafsa/filling-out/>

Q&A: What If I Have No Contact With My Parents?

Q: What if I am not “dependent” on my parents, but I am not legally “independent” either?

A: There are plenty of students who fall into this category. You may have absolutely nothing to do with your parents. Perhaps one or both of them is alive and still legally tied to you, but they abandoned you or have been institutionalized. Or you may have left home because you were afraid of them. You need to prove that you are no longer tied to them: **You need a “dependency override.”**

Q: How do I get a dependency override?

A: If possible, enlist the help of a professional who understands the FAFSA, such as a guidance counselor, college financial aid counselor, or a local college expert. Or call the FAFSA hotline.

- ✓ **First**, the online FAFSA form will ask helpful questions. When asked for your parent information on the FAFSA, click the box that says: “I am unable to provide parental information.” Then complete the rest of the form and submit it. But you must do more...
- ✓ **Second**, you need to talk to the financial aid officers in the colleges that you would like to attend. You must persuade one of these officers that you are eligible for a dependency override. (The officer will let you know what he or she needs for proof.) This officer is the only person who can contact the staff at FAFSA and manually “override” your dependency status so your form can be processed.
- ✓ **Third**, make your case to any college you would like to attend. Choose your favorite schools and work with their financial aid officers to get a financial aid package. Start this process as early as possible.

Q: What kind of proof will I need?

A: Here are some documents that may help you get a dependency override. Your guidance counselor, social worker, or a community worker can help you gather the best documents for your case:

- ✓ A letter from your high school guidance counselor or social worker testifying to the fact that you are independent of your parents.
- ✓ A police report such as a restraining order against one or both parents.
- ✓ A report confirming one or both parents are in jail or have been institutionalized.
- ✓ If you’re homeless, a statement from your school district’s homeless liaison officer.

UNDERSTANDING THE FAFSA

How Much Did You and Your Parents Earn Last Year?

The FAFSA form requires up-to-date income information to determine how much your family might be able to contribute to your college costs. Ideally, much of this information will come from you and your family's most recent tax records. Follow these steps to make sure your form is complete and up-to-date.



FAFSA's online form is the best and easiest way to provide this information. The form will walk you through the questions you need to answer about your family's income, savings, and other financial assets.



You will be asked if you would like to provide your family's tax information using the "IRS Data Retrieval Tool." If you say "yes," the FAFSA form will try to automatically fill in your family's tax information using information provided by the U.S. Internal Revenue Service, the federal agency in charge of collecting taxes.



If your family files U.S. tax returns every year, you should definitely use the IRS Data Retrieval Tool. Colleges will know your income information is accurate. They will be less likely to ask you for proof.



If all goes well, your FAFSA financial information will be filled in safely and accurately with one click of a button!



One important issue: bad tax timing. The FAFSA requires tax information from the calendar year just completed. Unfortunately, your FAFSA form should be filed in January or February—and many families don't send in their tax forms until April, when they are due. In this case, refer to the most up-to-date financial documents you have. (For example, your parents probably got W-2 income statements from their employers in January or February. You can use those.) **Note:** The federal government will be fixing this timing issue for students entering college in 2017-18. See www.nasfaa.org/ppystudents for more info.



Remember: You must go back online and update your FAFSA as soon as your family's current taxes are filed. Your form will not be processed or accurate with old tax information. U.S. tax forms will be due on April 15, but try to convince your parents to file in January or February. Your colleges need this information as soon as possible.

Q&A: Common Questions About Financial Information on the FAFSA

Q: What if my parents don't want to share their financial information?

A: Many parents feel their income information is private. Others worry that by filling out the form, the government will require them to pay for college. Assure them that their information is safe and private and there are no strings attached. You can also ask an adult they respect to convince them that the FAFSA is critical to your college future.

Q: What if the IRS Data Retrieval Tool doesn't work?

A: It is possible to run into snags, at least initially. One common reason is that your family members haven't filed their taxes yet—or they **just recently** filed their taxes and the information isn't yet available to be retrieved electronically. Or your parents may have filed something other than a standard tax form (like an amended or foreign return). If you run into issues, call the FAFSA hotline to get help.

Q: What if my parents don't have a U.S. tax return?

A: Many people don't get tax documents from their employers or file U.S. tax returns. This may be true of parents who work in other countries, undocumented workers, or parents who work in informal arrangements. The FAFSA still needs family income information. Follow the suggestions online. (Your parents, for example, can ask their employers to write a letter stating what they earned over the previous year.) If you need additional advice, call the FAFSA hotline.

Q: What about income that's not reported on my family's tax forms?

A: The online FAFSA form will ask you about it. This may include Social Security payments, child support, veteran's benefits, and welfare payments. Be sure to collect this information and include it on the form.

Need Help With Money Questions?

CALL THE FAFSA HOTLINE:

1-800-433-3243






<http://studentaid.ed.gov/fafsa/filling-out/#financial-info>

YOU ARE READY

Submit Your FAFSA Form

You've finished filling out the FAFSA form online. Double-check and triple-check the information you typed in. Follow the instructions that allow you and your parents to electronically "sign" the form. Then, if everything looks good, hit the button and submit it!

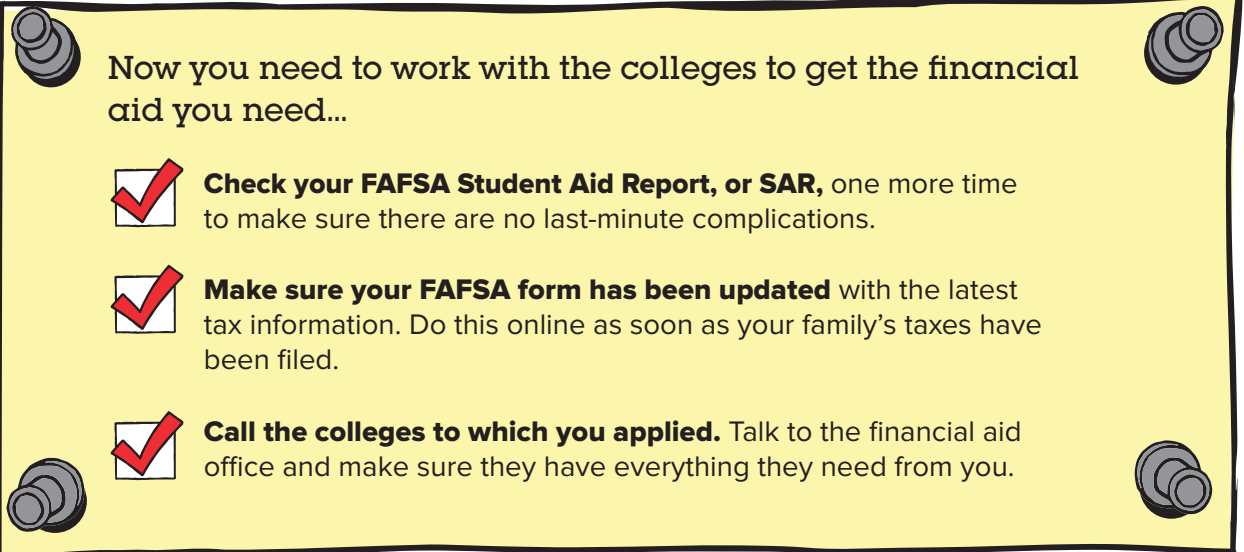
But don't rest easy yet. You need to make sure your FAFSA was processed accurately—and that the colleges you want to attend have received it. Follow these steps:

-  **Check your email daily.** (You will not get a text message; this is email only.)
-  **Within a few days, you should get a "Student Aid Report," also called a SAR.** It will contain a summary of your financial information and a calculation of your "Expected Family Contribution." That's a critical number for you. It will determine how much financial aid you are eligible for.
-  **Look over the Student Aid Report for any errors.** If you spot any, go back online and correct them in your application.
-  **Be sure to read the "comments" section** of the SAR to make sure that there are no additional issues to deal with. (Your FAFSA will **not** be processed if there is missing information or other problems.)
-  **If you don't get an email, check online.** Your SAR should be available on the FAFSA website after you log on. If you don't get a report or have any problems, call the FAFSA hotline at 1-800-433-3243.




FOLLOW UP

Show Me the Money!

Once your application is complete, the colleges on your list should automatically get your FAFSA information. At any point, you can add colleges to your list or take them off.



Now you need to work with the colleges to get the financial aid you need...

-  **Check your FAFSA Student Aid Report, or SAR,** one more time to make sure there are no last-minute complications.
-  **Make sure your FAFSA form has been updated** with the latest tax information. Do this online as soon as your family's taxes have been filed.
-  **Call the colleges to which you applied.** Talk to the financial aid office and make sure they have everything they need from you.

Q: My FAFSA is done. What comes next?

A: Wait for your college acceptance letters! In some cases, the acceptance letters will also tell you how much aid you can get from the government and the college's own scholarship funds. Often, however, a college will send its financial aid letter a bit later. Different colleges will give you different amounts of aid.

Q: What kind of financial help can I expect?

A: Every college that accepts you will provide a letter or email describing how much the college will cost—and what the college can offer you to help you pay to go there. This will probably be a mix of grants and scholarships (money that is given to you), loans (which you must pay back) and work-study (money you can earn). This is called a “financial aid package.” It is important that you look at each package carefully, so you select a college you can truly afford.

Q&A:

What If I'm Asked to Prove That the Information on My FAFSA Form Is True?

Q: Why am I being asked to prove that my FAFSA information is accurate?

A: This is a process called “verification,” and it’s common—up to 30 percent of FAFSA forms get verified every year. The U.S. Department of Education and the colleges select certain students to verify the information they provided on their FAFSA forms. Sometimes applicants are chosen at random. Sometimes it is because the information on the FAFSA form is inconsistent or incomplete. Colleges are responsible for doing the verification.

Q: What does verification involve?

A: The college financial aid office will contact you. It is usually just a routine request for more information, often about your family income. You should be in good shape if you used the IRS Data Retrieval Tool. If you didn’t, you will probably need to provide an IRS transcript of your family’s tax returns (you can request this from the IRS) or income statements from employers. The college’s financial aid office will compare your FAFSA form with the information you provide. If there are differences, you will need to correct your FAFSA form.

Q: What other questions may be asked?

A: The financial aid office may want to confirm the number of people in your family, and how many others are currently in college. You may be asked about other family income (like child support) or government aid (like food stamps). You may also be asked to provide legal identification or proof that you are graduating from high school.

Q: Can I send the same information to all of the colleges?

A: You will have to respond separately to each college. Each will send a form by email or regular mail, indicating what they need. Be sure to meet each college’s deadline. If there is no deadline, provide the information as quickly as possible.

Q: If I get a verification form, that means the college has accepted me, right?

A: Not necessarily. Some colleges ask to verify your financial information **before** they have made a decision about admitting you. This is why you need to do this quickly. Stay in close touch with the colleges you hope to attend—and give them everything they ask for.

YOU'VE BEEN ACCEPTED TO COLLEGE!

How to Read a Financial Aid Letter

It's the day you've been waiting for. Your first college acceptance letter has arrived! You will also get another letter telling you what the college costs and some ways to pay for it. This is your "financial aid package." It is important to read it carefully and compare it to any other offers you receive.

The following pages tell you how to read and compare these letters. Here are new terms you may see:

Cost of Attendance: The total cost of attending college. This will include **direct costs** paid to the college (like tuition and fees) and often **indirect costs** (like books and transportation).

Expected Family Contribution: The amount you and your family are expected to contribute toward college each year, based on your FAFSA form.

Scholarships or Grants: Free money for college awarded by the government, colleges or private organizations. One example is the federal **Pell Grant** for students with financial need.

Work-Study: Federal money you can earn by taking a part-time job on campus.

Perkins Loans: A low-interest loan from the federal government for students with significant financial need.

Federal Direct Government Loans: These loans come in two forms: **subsidized** and **unsubsidized**. The subsidized loans are for students in need and have easier repayment terms.

Parent PLUS Loans: These are federal loans that parents can use to cover education expenses. Interest rates vary.

Private Loans: These are offered by private lenders such as banks. They often charge higher fees and interest rates than federal student loans, and repayment terms may not be as flexible.

COMPARING COLLEGE COSTS

First, Check the Price Tag

It's time to get real. You need to figure out what college will cost. This will be different for each school.

To get started, take a close look at your financial aid letter. Look for a section called "estimated costs." Your letter should list the costs you are likely to face. But some colleges do a much better job of this than others. You may have to hunt for this information or, for personal costs, do your own estimates.

College Costs

These are the costs that the colleges bill you for directly. There are only a few, but they are the big-ticket items:

- Tuition and fees**
- Room and board, if you are living in a dormitory**

Comparing Cost Correctly

Many colleges list grants, loans and other support per semester, but college costs and the Expected Family Contribution are for the entire year. **Be sure to compare costs and aid for the same time period. And be sure you remember everything.** The government provides a handy budget calculator at <http://studentaid.ed.gov>.

Personal Costs

These are the expenses you pay out of pocket. The good news is you can control them by being careful. The bad news is that these costs can add up. Try to budget for real life.

- Books and supplies**



- Housing, if you are living away from home but not in a dormitory**

- Food, snacks and lots of coffee**



- Transportation, either daily or for home visits**

- Fun and entertainment**



- Clothes, toiletries**

COMPARING COLLEGE COSTS

Next, Look for the Free Money

Most colleges will offer some sort of aid to help you pay for school. This is the most important—and exciting!—part of your financial aid letter. You will probably see a short list of **grants**, **work-study** and **loans**. Look at each line carefully. All money can be helpful for college, but some forms of financial aid are better than others.

In general, you want to start by looking for money you do not need to pay back, like grants and scholarships. Then consider more costly options, like loans, only as needed. Below is a short list of the most common forms of “free” money along with federal work-study opportunities.

Federal Grants

The two most common are the **Pell Grant** and the **Supplemental Educational Opportunity Grant** (look for “**SEOG**” on your letter). Both are based on financial need.

State Grants

Many states offer help to students who stay in their home state for college. New York, for example, has the popular **Tuition Assistance Program** (look for “**TAP**”). Ideally, you put in applications for the state grants when you were filling out your FAFSA form. State programs are often competitive and awarded on a “first come, first served” basis.

College Grants and Private Scholarships

Many colleges offer grants based on merit (such as a high grade point average or strong test scores), financial need or athletic ability. Private groups also offer free money for college, but you have to find it and apply for it. It won’t be provided through your aid letter. Look online or talk to a college counselor for more info.

Federal Work-Study

Students with financial need may be offered the opportunity to work on campus. As with any job, you are paid for the number of hours you work. You can use the money any way you want. Your financial aid letter will tell you how much money you can earn under this program, but it is up to you to find a job and work the hours needed to get this money.



COMPARING COLLEGE COSTS

Finally, Think About Loans

College costs have been rising steadily, so many students need to take out at least a small loan to get by. Nobody likes debt. But you will probably make more money with a college degree than without one, so loans can be an investment in your future.

Good rules to keep in mind: If you or your parents need to borrow, borrow as little as possible. Be sure to use government-backed loans first. They are cheaper to pay back and more forgiving if you need extra time. Private loans and credit cards should be a last resort. Here are options you may see in your financial aid letter, beginning with the best options first.

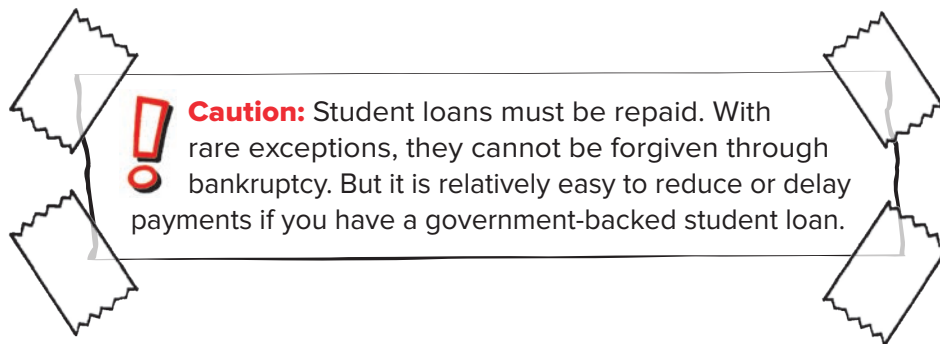
Federal Perkins Loans: The interest rate is low, and you don't have to start repaying the loan until nine months after you leave college. But you must prove exceptional financial need to get this loan. Funds are limited and not all colleges offer them.

Federal Direct "Subsidized" Loans: Subsidized loans are given to college students based on need. The interest costs can be lower than other government loans and you have more time before you need to start paying them back.

Federal Direct "Unsubsidized" Loans: Unsubsidized loans are available to anyone, but your total repayment costs are higher than with the subsidized loan unless you begin paying it back while you are in school.

Parent PLUS Loans: These are government-backed loans that parents can use to help you pay for college. But your parents need to have a good credit rating and interest rates can be high. In theory, parents can borrow as much as you need. But just like you, they should be careful about taking on too much debt.

Private Loans: You can borrow money from banks or other financial institutions, but shop carefully. Fees and interest rates can be high, and you usually need to start paying back the loan while you are still in school.



Q&A: Common Questions About Student Loans and College Debt

Q: What do I need to know about student loans and paying them back?

A: There are all kinds of loans. Some are expensive and some are comparatively cheap. Some lenders require that you start paying them back immediately. Others won't send you a bill until almost a year after you graduate. When looking at a possible loan, ask about two things:

- ✓ The **"interest rate."** This determines the amount of money you have to pay back *in addition to* the amount you borrowed. You want this number to be as low as possible. Government-backed loans offer the lowest interest rates.
- ✓ The **"repayment terms."** This is how soon you have to begin to make payments on the loan, how long you have to repay the loan and how much you will need to pay each month. Government-backed loans also allow you to reduce your payments or stop paying for a little while, if needed. And the government can reduce your debt if you go into certain careers, such as teaching in low-income areas.

Q: How much money can I borrow in federal student loans?

A: If you qualify, you can borrow up to \$5,500 per year in Perkins Loans—and much more through the government's other loan programs. (The amount available changes every year.) But be sure to borrow only what you need.

Q: How much is it okay to borrow?

A: This depends on a number of things. As a first step, look at the financial aid letter from the college you like the most. Will you need to borrow money to get through your first year? What about the remaining years? What kinds of loans are available to you? And what will be the total cost over four years?

Once you have gathered this information, it's best to look for a **financial aid calculator** to do the number crunching for you. Most college websites have these now. The website **www.finaid.org** has a terrific calculator that allows you to enter the size of loan you'll be repaying, the interest rate and other terms. One example: If you have a \$26,000 debt (which is the national average) you will be expected to pay back about \$300 per month for 10 years at current interest rates.

Will you be able to afford that after you graduate? Be realistic. Think seriously about the kind of job you hope to get. How much do young workers earn in that field? Will you be able to make your loan payment along with your other expenses?

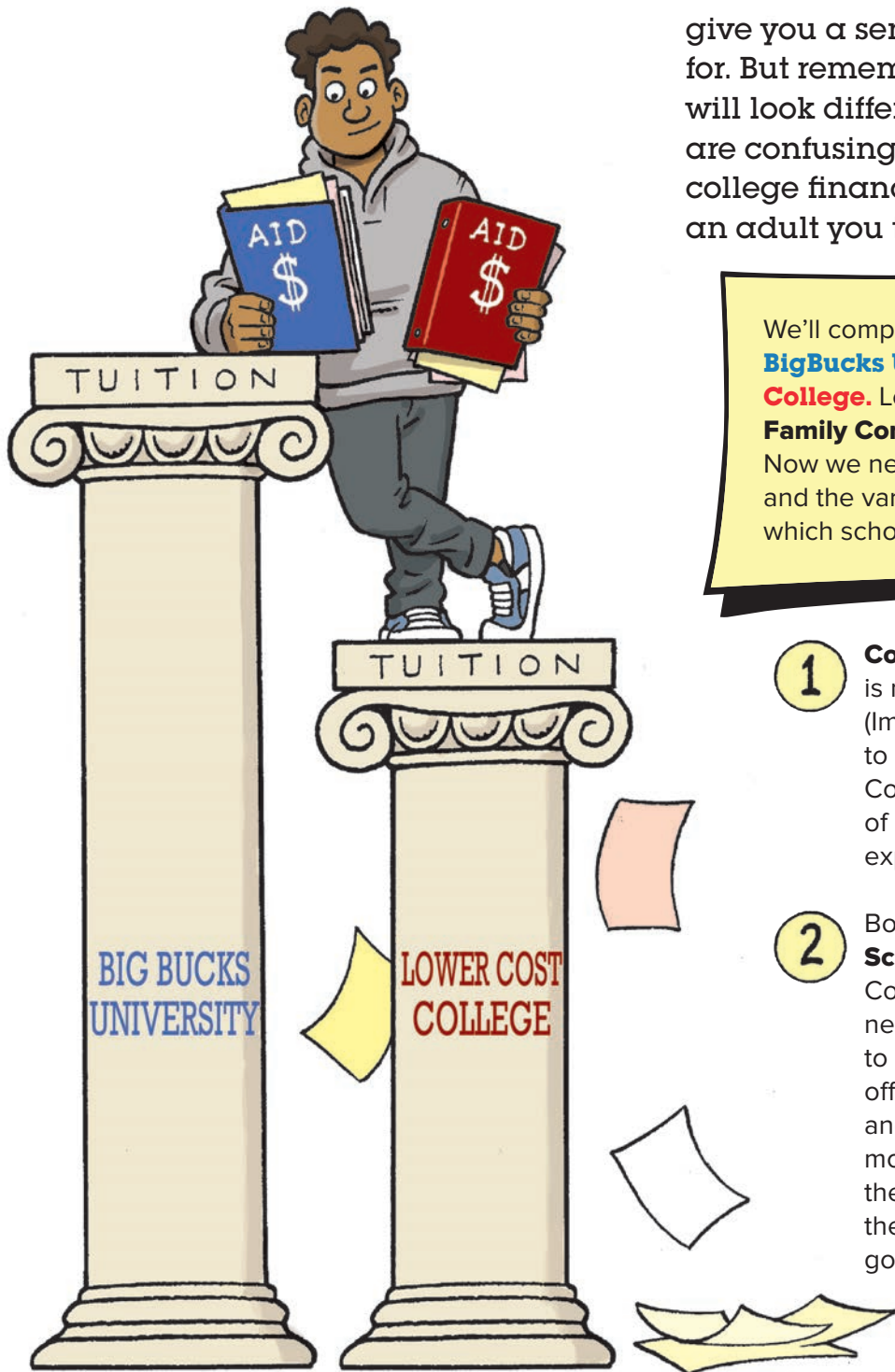
DO THE MATH

Comparing College Offers

The waiting is over. You have your acceptance letters and financial aid offers. Now you need to decide which school to attend. Money matters. You should choose a school you can afford.

What follows is a lesson on comparing two financial aid packages. It will give you a sense of what to look for. But remember, every package will look different. Sometimes they are confusing or incomplete. Call a college financial aid officer or talk to an adult you trust if you need help.

We'll compare two fictitious schools: **BigBucks University** and **LowerCost College**. Let's assume your **Expected Family Contribution** will be \$2,000. Now we need to look at the costs and the various types of aid to see which school is the better deal.



1

Cost of Attendance: Bucks is more, LowerCost is less. (Important: Do your *own* budget to get a true sense of your costs. Colleges often do a poor job of estimating personal living expenses in their figures.)

2

Both schools offer a lot of **Scholarship and Grant Support**. Colleges look at both financial need and your academics to determine how much to offer—and you did well! But call and ask for details. Is the free money guaranteed for only the first year, or longer? Does the school require that you get good grades? Know the rules.

BigBucks University

1 **Cost of Attending (1st Year)** \$62,000

2 Grants and Scholarships

BigBucks University Scholarship..... 36,000

Pell Grant..... 3,500

State Grant..... 3,000

3 **Net Price**..... \$19,500

4 Loans and Work-Study

Perkins Loan..... 2,000

Federal Direct Subsidized Loan..... 1,500

Federal Direct Unsubsidized Loan..... 4,000

Federal Work-Study..... 3,000

Final Calculation

Total Cost of Attending..... \$62,000

Total Financial Aid Offered - \$53,000

Expected Family Contribution -2,000

5 **The gap you need to fill this year**..... \$7,000

6 **(Total loan debt over four years = \$30,000)**

LowerCost College

Cost of Attending (1st Year) \$22,000

Grants and Scholarships

LowerCost College Scholarship 5,000

Pell Grant..... 3,500

State Grant 3,000

Net Price..... \$10,500

Loans and Work-Study

Federal Direct Subsidized Loan 1,500

Federal Direct Unsubsidized Loan 4,000

Federal Work-Study 2,000

Final Calculation

Total Cost of Attending..... \$22,000

Total Financial Aid Offered - \$19,000

Expected Family Contribution -2,000

The gap you need to fill this year..... \$1,000

(Total loan debt over four years = \$22,000)

3 Next, look at the **Net Price**, the cost of college that remains after these grants. This is the amount you will need to raise—through loans, work-study or other means.


4 Now look at the **Loans**. Remember, some loans are cheaper and easier to manage than others. You want the lowest-cost loans possible. The amount you can get through Federal Direct Loans will be the same, but schools can use their judgment for the Perkins Loans and other government grants. (Also, consider total loan debt. Add up the loans offered and multiply by the years it will take to get a degree. At LowerCost, this is \$5,500 in loans X 4 years = \$22,000.) And look at the **Work-Study** money offered. This is money you can earn for personal expenses with a campus job. But you need to find the job and work the hours.

5 Finally, look at the bottom line. **What is the gap you will need to fill for the first year?** You will need to find this money somewhere: college savings, loans from your family—or another job (eek!) on top of your work-study hours.

6 Be sure to add up the **total amount you might need to borrow** to get your degree. In this case, BigBucks University requires more loans...and has a larger gap to fill. If these costs are too much for you—and you *really* want to go to this school—call the college office. **You may be able to appeal your package and get more aid.** College costs are very important to consider in choosing a school. But also make sure it is a high-quality school that you will enjoy. Weigh all the factors before saying “yes” to your favorite college.

Congratulations!

You have successfully filled out your FAFSA form. You have financial support. You're on your way to college. Have a great year. Be sure to keep all the information that you have collected—and hold onto this guide. You'll need to fill out a FAFSA form **again** next year!



More Questions About Getting Money for College?

BE SURE TO START ON THE FAFSA WEBSITE: www.fafsa.ed.gov

IF YOU HAVE QUESTIONS ABOUT THE FAFSA:

Call the **FAFSA hotline** at **1-800-433-3243**. Call this number for advice on filling out the FAFSA form and for help on other federal financial aid issues. Experts are available to answer your questions Monday through Friday, 8 a.m. to 10 p.m. (Eastern time).

The government also provides useful information about the FAFSA and other financial aid options on its **Federal Student Aid** website at: www.studentaid.ed.gov.

Go here for advice on:

- Filling Out the FAFSA Form
- Finding Out What Aid Is Available
- Seeing What Aid You May Qualify For
- Getting and Managing Student Loans
- Preparing for College

READY TO FILE YOUR FAFSA FORM ONLINE?

You and one of your parents will need to get an FSA ID so you can sign the form electronically. If you or your parents have a FAFSA PIN, you will need to apply for a new FSA ID. The FAFSA PIN is no longer valid. Go to <https://fsaid.ed.gov/npas/index.htm> to sign up for an FSA ID.

APPLYING TO COLLEGES THAT NEED A LOT OF FINANCIAL INFORMATION?

You may need to fill out the College Board's **CSS Financial Aid PROFILE**. Many private schools demand a great deal of financial information and require that students fill out this online form. Check with your schools to see if they need this form from you. For more information go to <http://student.collegeboard.org/css-financial-aid-profile>.

LINKS AND RESOURCES:

See our website at www.understandingFAFSA.org.

AND DON'T FORGET TO TALK TO ADULTS YOU TRUST:

Your parents, guidance counselors and teachers may seem busy, but they want the best for you. Help may be available from college admissions offices, local nonprofits and alums from your own high school. If you have any questions at all, find someone to help you.



ABOUT THIS GUIDE

This guide was published by the Center for New York City Affairs, a policy institute based at The New School. The book grew out of research on how complicated the FAFSA form can be for students in NYC. We hope this is helpful for all families, along with guidance counselors, teachers, and the many caring adults who help students with the financial aid process. Very special thanks to the college counseling and training staff at Goddard Riverside Community Center's Options Institute—and the many FAFSA experts who helped us along the way.

At Capital One Bank we believe that increasing access to higher education is one of the best ways to help students reach their potential and prepare for economic success. For many students, access to financial aid for college is a critical first step. As part of our commitment to empower students and provide them with resources to help plan for their academic futures, we are proud to partner with the Center for New York City Affairs at The New School to produce *FAFSA: The How-To Guide for High School Students*. This tool will simplify the financial aid process and enable more students to pursue their educational aspirations. *FAFSA: The How-To Guide for High School Students* fulfills Capital One Bank's commitment to invest in economic opportunities for individuals and for the communities in which we work and live.



SHARE THIS GUIDE TODAY!

TO DOWNLOAD OR LINK to a copy, go to www.understandingfafsa.org. The website offers English and Spanish versions of the FAFSA How-To Guide, along with links and resources for both families and educators. For additional education resources, check out the Center for New York City Affairs website at www.centernyc.org or the Insideschools website at www.insideschools.org.

FREE COPIES are also available! Email Kim Nauer at nauerk@newschool.edu for ordering information. We welcome batch orders from schools and community organizations. Thanks to the NYC Department of Education for making copies available for NYC public school students.

Illustrations by:

R.J. Matson

Designed by:

Stone Soup Creative

Edited by:

Kim Nauer and Andrew White

© Center for NYC Affairs 2016