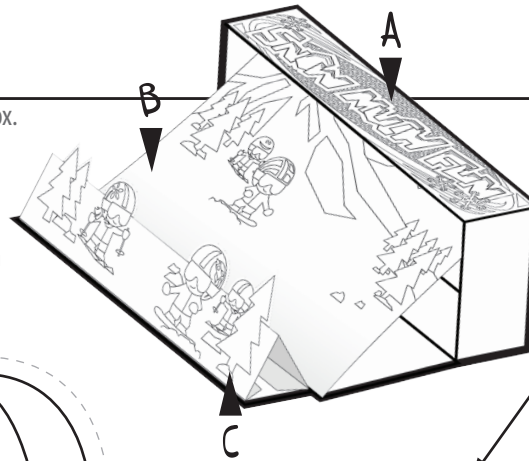


- 1- Color, decorate or use buttons, fabric or anything.
- 2- Cut the pieces out or have someone help you.
- 3- Follow the diagrams and attach the pieces to the box.
- 4- Share what you've created with us at  
[www.facebook.com/smilecreaterepeat](http://www.facebook.com/smilecreaterepeat)  
[www.pinterest.com/createrepeat](http://www.pinterest.com/createrepeat)
- 5- Download more printouts at [smilecreaterepeat.com](http://smilecreaterepeat.com)


© 2014 Smile Create Repeat

Fold this tab down and tape to box.




Fold lines

Cut lines



Smile  
create  
repeat



Fold this tab down and tape to box.



Fold over back and tape to inside of box

Fold Line **DO NOT CUT**

B

