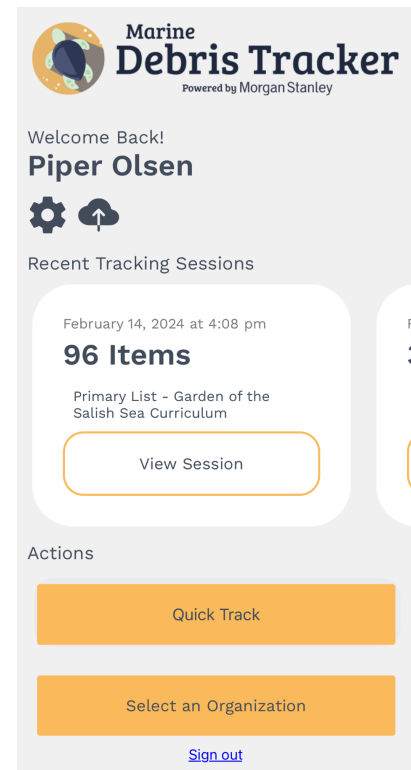
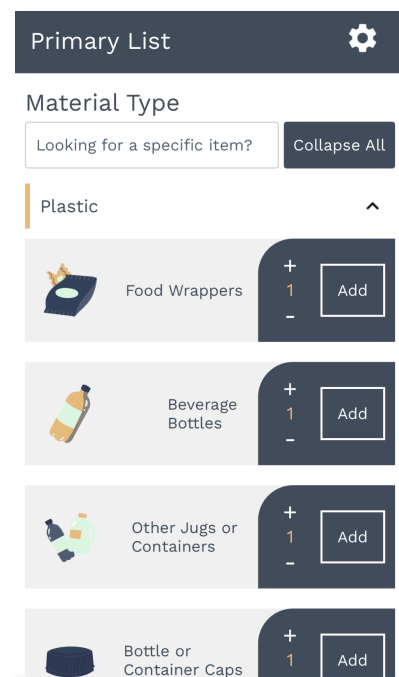


Using the [Marine Debris Tracker](#) app

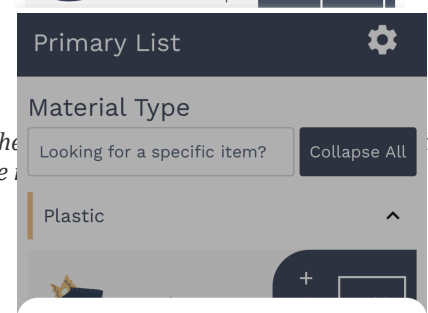
1. Download the app onto your phone using either [Google Play](#) or the Apple App Store.
2. Create an account, or choose “quick track as a guest”.



3. To track, press “select an organization” and choose the “primary list”.
4. When you reach the “material type” page, select the gear symbol in the top right corner.



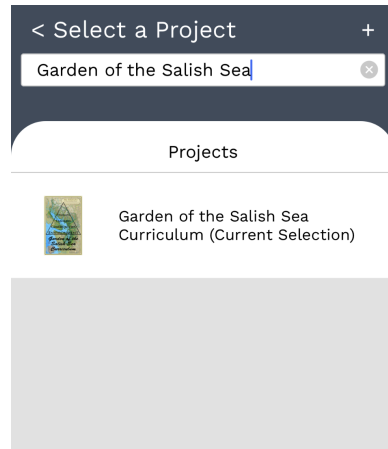
5. Press “select project” and press “continue” when you are asked if you would like to attach this tracking session to a project.



*We acknowledge and respect the treaty rights of the Coast Salish Peoples to the
Sea and we recognize their stewardship since time*

© [Gardensalishsea.org](#) 2024

6. Search “Garden of the Salish Sea Curriculum” and select it.



7. Go back to the “material type” page, and you are free to start collecting and cataloging debris!