



Content

Editorial comment	1
CatSIG News	2
NZ Cataloguing News	3
Feature Article	4
Terry's Workblog - MarcEdit and the OCLC Metadata API: Introduction	
Items in Brief	12
Resource Description & Access (RDA)	
Cataloguing software	
Coyle's InFormation: Instant WayBack URL	
"MARC" Cataloguing	
Is this all they have?	
Copy cataloging using RDA	
New Books	20
Cataloging the world: Paul Otlet and the birth of the information age	
Making the move to RDA: A self-study primer for catalogers	
The RDA Workbook: Learning the basics of Resource Description and Access	
From knowledge abstraction to management: Using Ranganathan's Faceted Schema to develop conceptual frameworks for digital libraries	

Catapult online

Archived issues available on DescribeNZ wiki: <http://www.describe.org.nz/>

CatSIG Committee

Convenor	Joanne Rowan	University of Auckland Library
Treasurer	Glenda Sommerville	Auckland Libraries
Secretary	Jessie Moir	Hastings District Libraries
Committee	Karen Tobin	Central Hawkes Bay District Libraries
	Janess Stewart	National Library of NZ

Contact: catsigcommittee@gmail.com

Editorial Comment

This year the hottest news in Cataloguing has been the introduction of RDA. CATSIG held their annual general meeting at the LIANZA conference (held in Hamilton in October) and a discussion panel consisting of representatives from libraries that have implemented RDA was held.

The panel shared their experiences of introducing RDA to their catalogues and any learning that came about through this. An opportunity was then created for librarians from the smaller centres/libraries to ask questions and for the panel to share any ideas or even policy documents. It definitely is good to share resources and ideas and help to break down any misconceptions or barriers when moving forward with new ideas.

Speaking about the LIANZA Conference, there were many good speakers this year – national and international. Hearing of New Zealand's very own Alexander Turnbull Library refurbishment was truly inspiring. We have a world class library holding some of our national treasures in a world class building with world class staff and resources!

Finally, Christmas is looming, so I'd like to leave you with an Irish Christmas blessing; *as sure as there are leprechauns to make a wish come true, tis nothing but the happiest of days I'm wishing you.*

Merry Christmas everybody!

Caroline Sherborne

CatSIG looking for new editorial committee

For several years, the responsibility for Catapult editing has been shared around libraries and individual CatSIG Committee members. Auckland Libraries cataloguers have enjoyed preparing the last three issues, and prior to this the University of Auckland Library cataloguers (six issues) but now it is time to give this opportunity to other libraries.

If you are willing to assist in the editing of Catapult, please contact Janess Stewart Janess.Stewart@dia.govt.nz.

CatSIG AGM and New Committee

The CatSIG AGM was held at the LIANZA Conference in Hamilton where our new convenor Joanne Rowan from the University of Auckland Library was elected. We also welcome Jessie Moir as Secretary from Hastings District Library and Glenda Sommerville as Treasurer from Auckland Libraries. We thank Janess Stewart for being our past convenor and are delighted she is still part of the committee.

A panel discussion took place between the libraries that have already implemented RDA, sharing their experiences and problems, if any they have encountered. Discussions on policies, and the way forward ensued. It was a very informative session for all.



*Library and Information Association
of New Zealand Aotearoa
Te Rau Herenga O Aotearoa*

NZ Cataloguing News

RDA updates from the National Library of New Zealand

RDA Implementation

The National Library started using RDA as the standard for descriptive cataloguing of textual monographs (both print and digital) from early April 2013. We will continue to use existing AACR2 records for older material and for non-New Zealand material, but all new records will follow RDA.

Since then we have begun cataloguing the following formats using RDA:

- Serials
- Integrating resources
- Music scores
- Sound recordings
- DVDs

We will begin using RDA for maps in February 2014.

We are currently working on RDA documentation. Once we have clarified what is needed, we will add workflows and/or maps to the RDA toolkit for the use of cataloguers in other libraries.

RDA training

National Library staff have presented a National Library of New Zealand version of the National Library of Australia's RDA Train the Trainer course to cataloguers in Dunedin, Auckland, Christchurch, Wellington and Hamilton.

The materials used are all available on the DescribeNZ wiki

<http://nzruc-cataloguing.pbworks.com/w/page/68937035/RDA%20Train%20the%20Trainer>

Please contact us if you have questions about RDA:

Chris Todd christine.todd@dia.govt.nz

Janess Stewart janess.stewart@dia.govt.nz

Music cataloguing

A workshop for music cataloguers was held on November 9th in association with the IAML Conference. Here are some of the links used or referred to in the workshop:

- Hit the Ground Running: RDA Training for Music Catalogers: <http://guides.library.cornell.edu/MLARDA2013>
- The Yale music cataloguing website: <http://www.library.yale.edu/cataloging/music/musicat.htm> - this is a treasure trove of documents about many aspects of music cataloguing
- Types of compositions for use in music uniform titles (on the Yale site): currently related to AACR2 but still a very useful list <http://www.library.yale.edu/cataloging/music/types.htm>

Feature Article

Terry's Workblog

MarcEdit and the OCLC Metadata API: Introduction

I wanted to note that I've updated this post to correct/clarify two statements within this post.

1. *The requirement of 2 wskeys*
2. *Terms of use*

OCLC has two wskey structures. For those developers that have been working with OCLC for a long time and have a wskey for their search services, OCLC can decommission your former key and create a new one that supports all functionality or they can give you a second key for the Metadata API. For new users, you simply need to request a key that includes specific functionality. In MarcEdit, I will continue to keep the key's separate for configuration purposes, but this value can be the same.

Secondly – related to terms of use. I need to clarify – if you are developer and have been using the WorldCat Platform Services outside of the Search API, the terms to use this service as a developer are no different from the other licensing terms you or your institution may have agreed to. However, if you are a cataloger, the terms to retrieve/create a developer key are very likely different from the terms of service associated with your license related to the cataloging service. Users need to be aware of these differences because your organization may/will care.

I've been starting to work on a couple of different write-ups around working with the OCLC Metadata API (<http://oclc.org/developer/services/worldcat-metadata-api>) – my general impressions and some specific improvements that really need to be in place to make this resource more usable. But I also have realized that I have neglected to give any kind of write-up about using the API within MarcEdit, save for an early YouTube video. So, I'm taking a little bit of time here to jot down some information related to how the API can be utilized within MarcEdit.

Background:

So a little bit of background. Over the past couple of years, I've been looking for opportunities to make use of the great work that OCLC Research does in exposing some interesting new data streams to the library community. When OCLC first released their classify service a number of years ago, I believe I was probably one of the first people to grab it and integrate it into a product that could be used within existing cataloging workflows. This year, I expanded the service to include integration with OCLC's FAST headings service. While OCLC's services do have some baggage attached (in terms of who is allowed to use them), the baggage is pretty small and they provide real value to the library community. Providing them through MarcEdit made a lot of sense.

The same can be true of OCLC's new Metadata API. For a number of years, I've been having individuals in the user community looking for the ability to interact directly with WorldCat, specifically around the ability to set and delete holdings. The API provides this functionality, in addition to the ability to add and edit bibliographic records, as well as functionality around local data records. For the first round of integration, I've limited my work primarily to dealing with holdings and bibliographic data. I'll be looking for people interested in the local data functionality and see how MarcEdit might be augmented to support that as well.

Early Use cases

Part of the reason I chose to work and support the specific API actions that I did was due to existing use cases. Processing around E-books and E-Resources have lead users within the MarcEdit community to make a couple common requests related to OCLC and WorldCat. Specifically, users are asking to:

1. Automate the process of setting holdings
2. Automate the upload of new records without using Connexion
3. Automate Headings validation

The API provides the ability to address the first two questions, and I hope with time, OCLC will make some of their heading validation services available to support the 3rd request. But for now, MarcEdit's development has really been focused around supporting these two specific use cases.

First Impressions

I'll take some time to provide some additional feedback in a few days, but my first impressions were mixed. On the one hand, interacting with the service once I understood what the API expected in terms of requests and responses was pretty straightforward. On the other hand, very little documentation exists. Often times, I would initiate purposeful errors because simple things, like acceptable schemas, are left undocumented but are provided in an error message. Unfortunately, the missing documentation definitely complicates working with the service, as things related to validation, reasons for authentication errors, etc. simply are not documented and whose descriptions are fairly cryptic when reading as a response from the API.

However, I think anyone that does development probably is use to working with scarce documentation, and to OCLC's credit, they have been very responsive in providing answers to the holes that currently exist in the documentation. From my perspective, the most concerning aspect of the API right now is the authentication. From a developer's standpoint, the authentication process is easy enough. For the user however, the process for getting keys to utilize tools built upon the services is fairly problematic because the process assumes that users are developers and forces key requests and management through that portal. Likewise, these keys come with new terms of use outside of your traditional cataloging licensing and may (likely) will need to be vetted through an organizations legal council. Again, this is primarily a problem for non-developers – who have relationships with OCLC in ways outside of the WorldShare Platform Services...but these are primarily the users that this integration in MarcEdit targets (i.e., catalogers, not developers). This honestly is my biggest concern with the service right now (that and that keys are tied to individuals, not institutions) – bigger than issues related to documentation, validation, and the somewhat cryptic nature of the feedback received through the API.

Using the API in MarcEdit

So, to use the OCLC Metadata API in MarcEdit, there are a couple things that you need to do. First, you need to request your OCLC keys. MarcEdit's integration requires users the appropriate Wskeys:

1. OCLC's Search API Key
2. OCLC's Metadata API Key

For long-term OCLC Platform Users (think Search API) – this means requesting two keys due to the fact that the previous key format isn't compatible with their new authentication system. For new users, a single key should suffice. Regardless, a key that can support

OCLC's Search functionality is required to support MarcEdit's ability to query the WorldCat database.

Likewise, MarcEdit needs a key that can utilize the Metadata API key. Again, for legacy API users, this will likely be a separate key – for new users – the search and metadata keys should be the same. This key has two parts – there is the Key and a Secret key. You need both to make requests. Likewise, there are 3 other values that users need to know to utilize the Metadata API services, and that is what is called a principalID a principalDNS, a schema, a holdings symbol and a 4 character holdings code. All of these values need to be available in order to work with the various functions provided by the API.

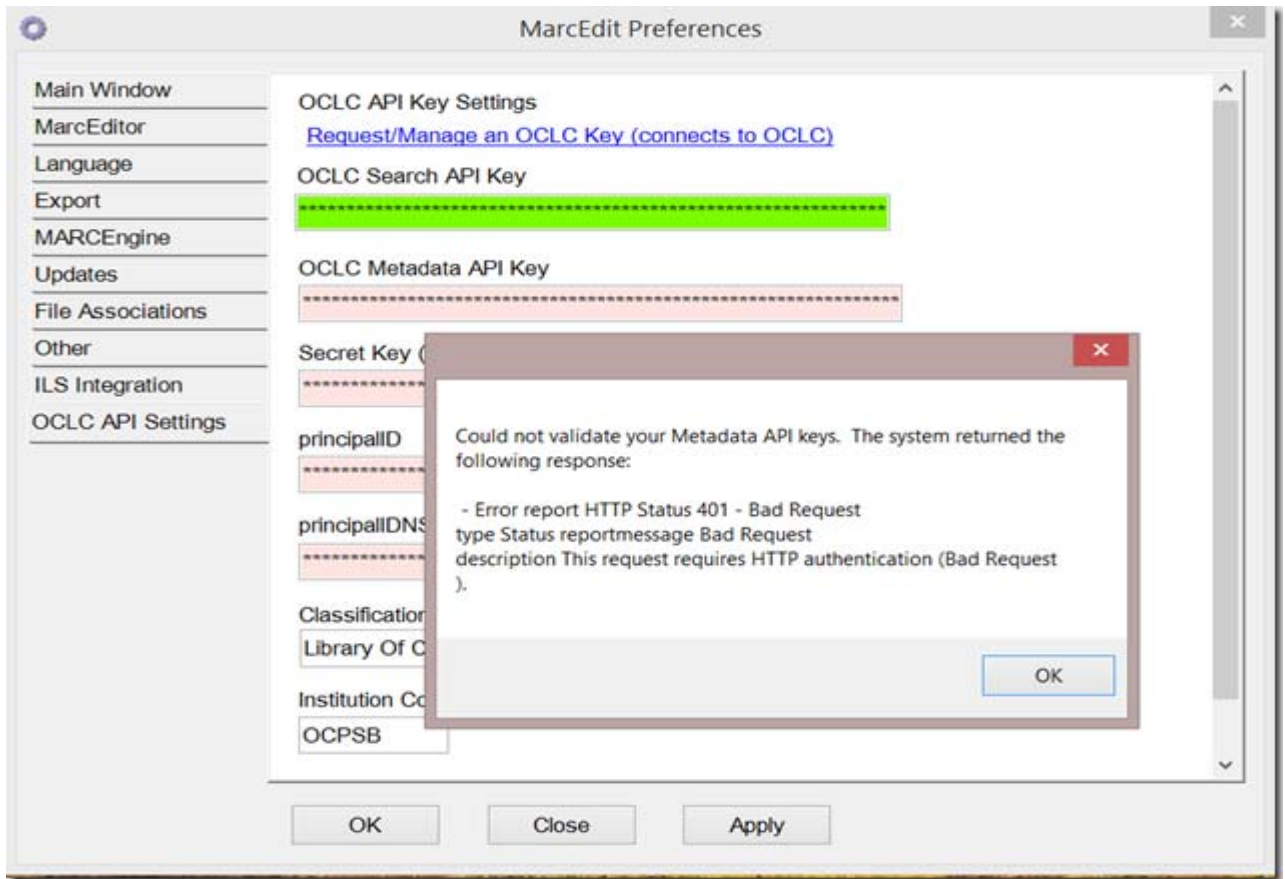
Once you have these keys and supplemental information, you need to enter them into MarcEdit. Users will be able to see the menu entries for many of the OCLC functions, but until a user has entered their OCLC key data into the MarcEdit preferences and validated the data – these functions will remain disabled.

In the Preference's area, there is a new tab that has been setup to store data related to OCLC's Metadata services.

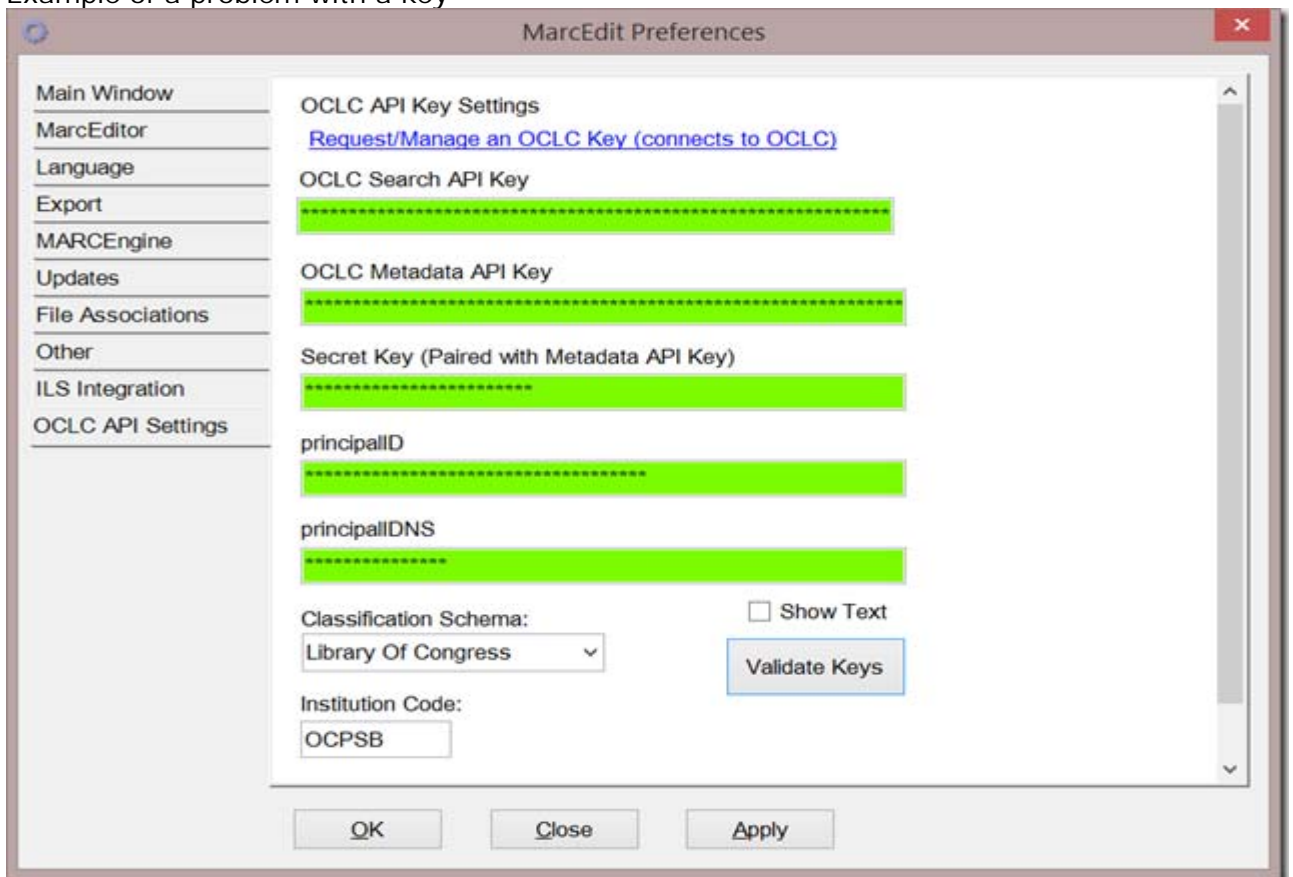
The screenshot shows the 'MarcEdit Preferences' dialog box with the 'OCLC API Settings' tab selected. The sidebar on the left lists various preference categories, with 'OCLC API Settings' highlighted. The main content area is titled 'OCLC API Key Settings' and includes a blue hyperlink: 'Request/Manage an OCLC Key (connects to OCLC)'. Below the link are several text input fields: 'OCLC Search API Key', 'OCLC Metadata API Key', 'Secret Key (Paired with Metadata API Key)', 'principalID', and 'principalDNS'. There is also a 'Classification Schema' dropdown menu set to 'Library Of Congress', a 'Show Text' checkbox, and an 'Institution Code' field containing 'OCPSB'. A 'Validate Keys' button is positioned to the right of the dropdown menu. At the bottom of the dialog are 'OK', 'Close', and 'Apply' buttons.

From this screen, users can enter all the information that they will need in order to utilize the various Metadata and Search API functions. MarcEdit will store this information in its configuration file, but does encrypt the data using a methodology that would make it impractical to reconstruct the key data.

After a user enters their data – the user should Click Apply, and then Validate. The Validate process is what enables the OCLC API integration functions. MarcEdit performs a couple API operations on an existing test record to determine if the information that user provided will support the required functionality. As MarcEdit validates a key, it will turn the textbox either green (for validated) or red (to indicate a problem).

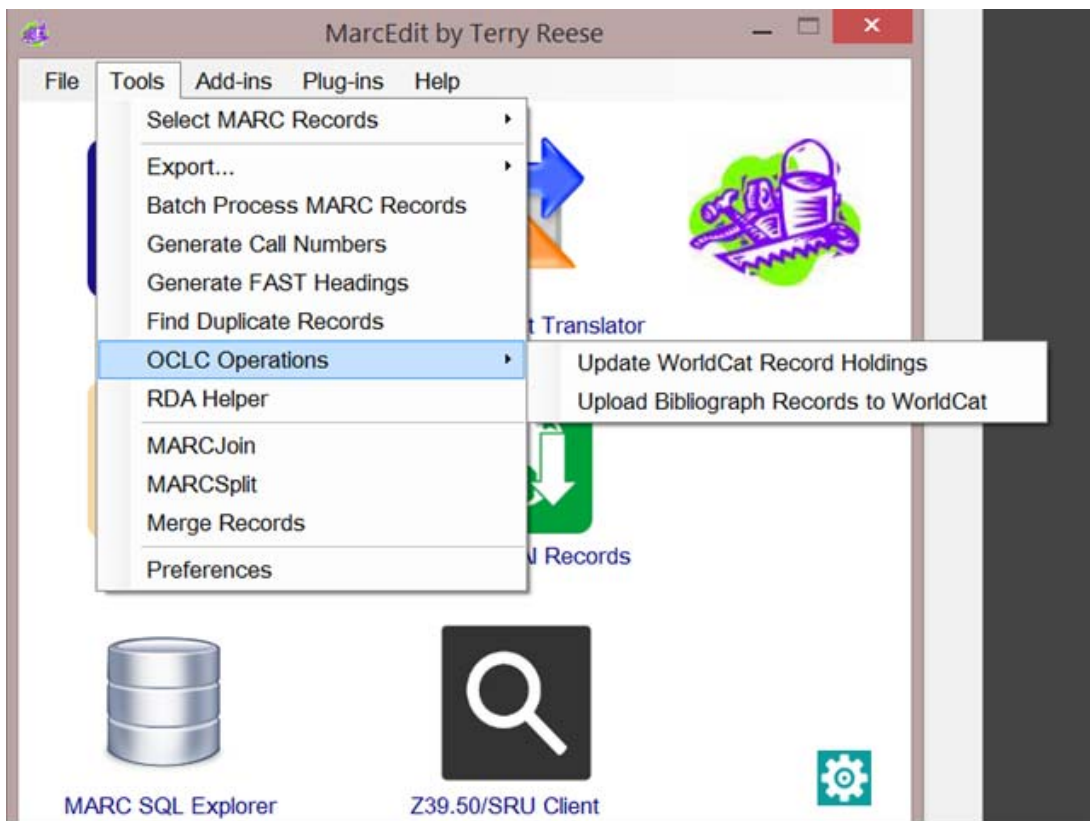


Example of a problem with a key

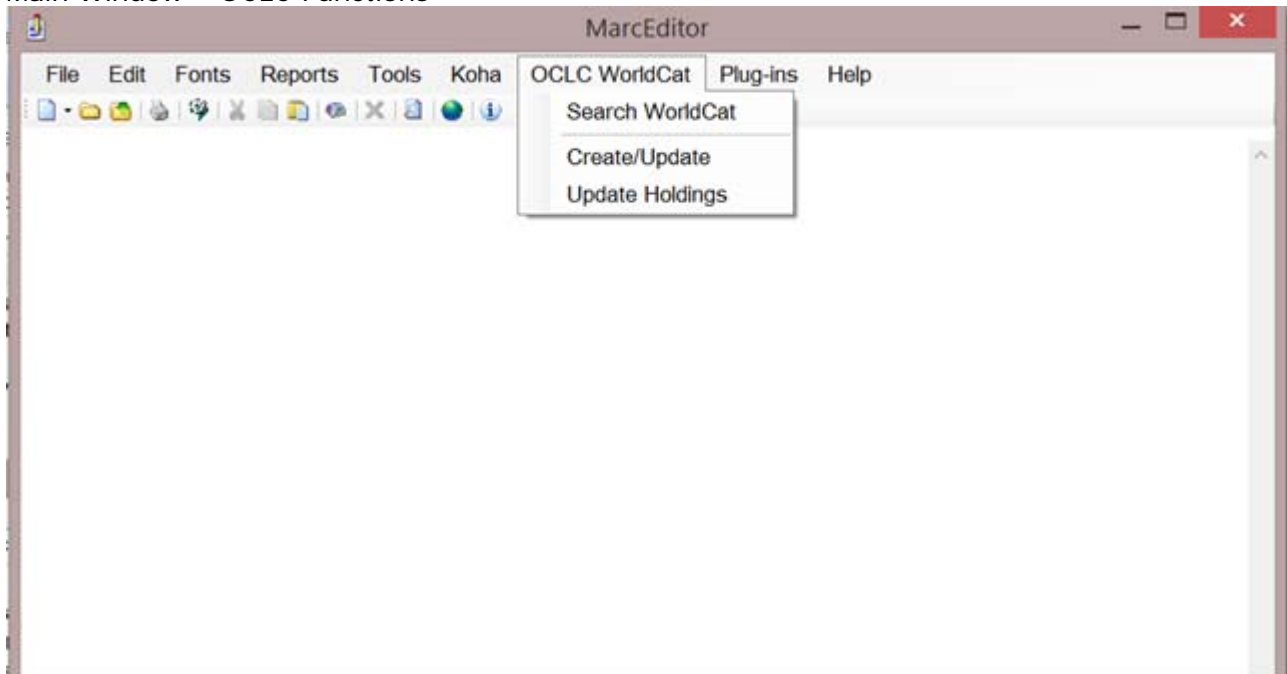


Example of all keys validated

Once the data has been validated – the OCLC Menu Items found in the Main Window and on the MarcEditor will be enabled.



Main Window – OCLC Functions

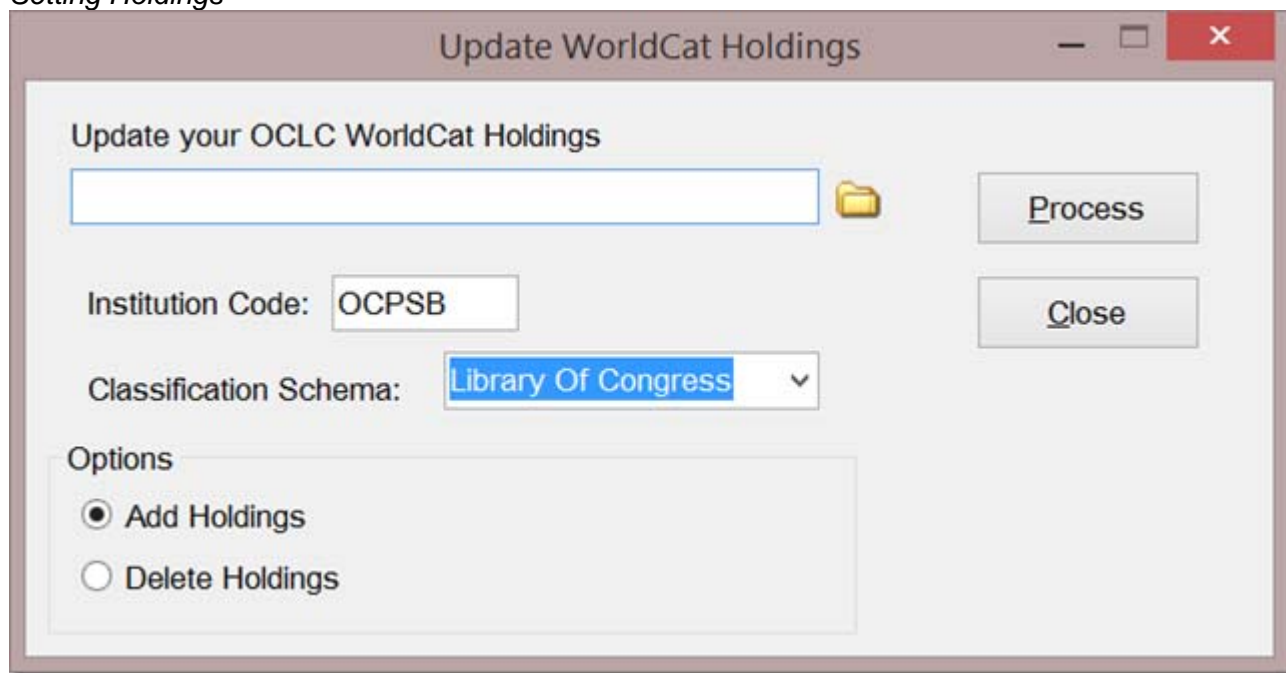


MarcEditor OCLC Functions

Using the OCLC API Functions

Hopefully, the functions are fairly straightforward to use and look identical regardless of where you interact with them within the application. At present, MarcEdit provides a function for setting holdings and working with bibliographic data.

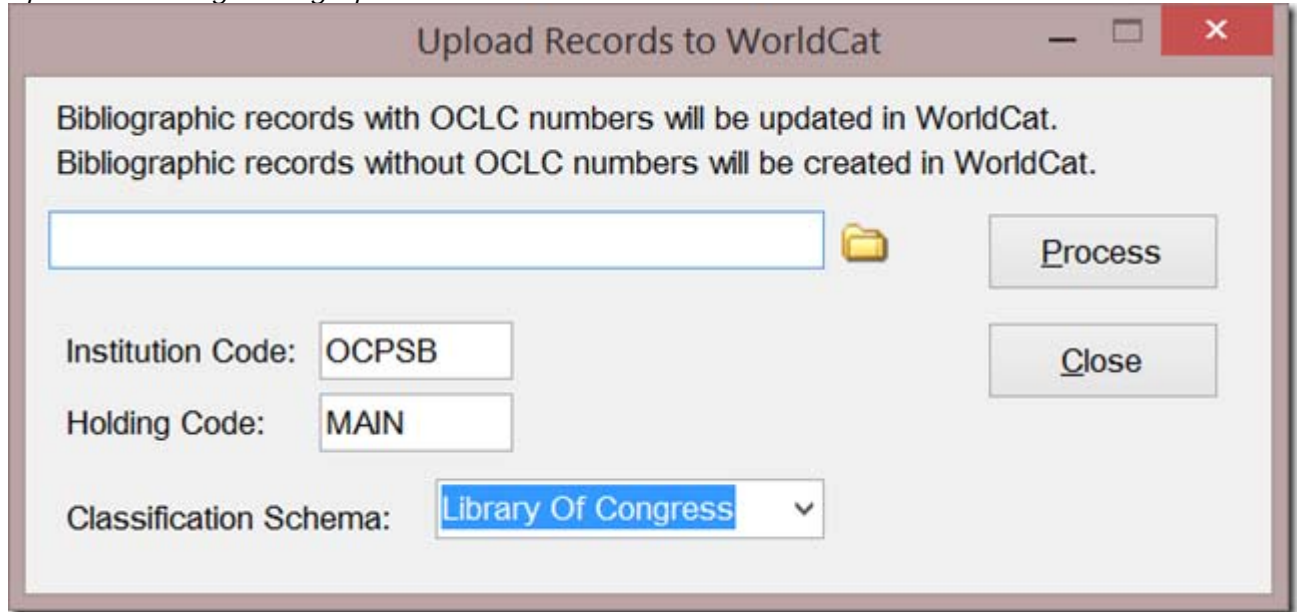
Setting Holdings



MarcEdit's Holdings Tool

MarcEdit provides a straightforward tool for updating a user's holdings for a batch of records. MarcEdit's holdings tool can process either MARC data, MarcEdit's mnemonic data or a plain text file of OCLC numbers. The tool does exactly what it says. Using the information set in the Preferences, MarcEdit will pre-populate your Institution Code and Classification Schema. Users then need to select an action. MarcEdit's batch tool can update or delete holdings, but will perform just one of those actions on all records within a designated file. That means, you cannot upload a file that contains records that need to have holdings added and deleted. The tool requires that these actions are isolated into discrete operations.

Update/Creating Bibliographic Data

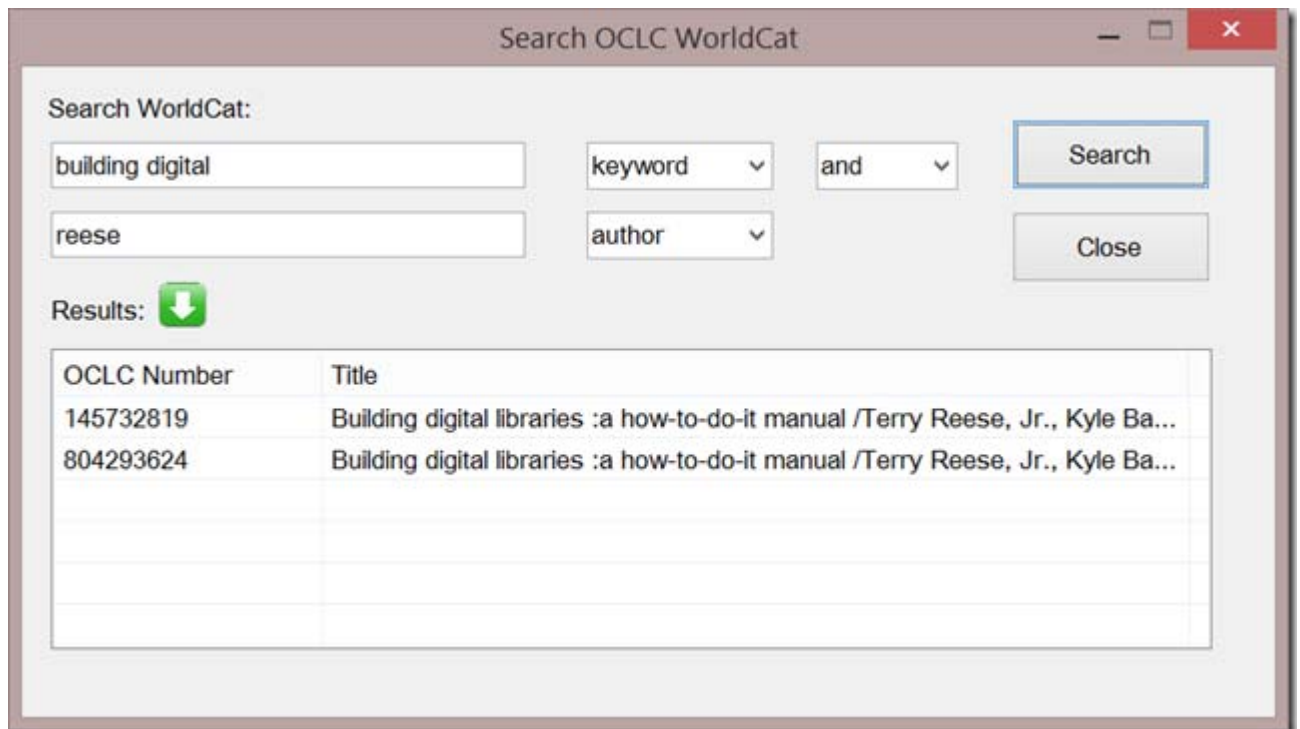


MarcEdit's Bibliographic Tool

When working with MarcEdit's bibliographic updating/creation tool for WorldCat – this tool does allow users to work with files that contain records that are both new or updated. OCLC's system and MarcEdit evaluates records within a file and based on the presence or absence of an OCLC number in a record will determine if a bibliographic record is to be created or updated. Of course, it's not that simple – all bibliographic records passed through the API must be validated on the OCLC side, and at this point, that validation only occurs when the data is submitted for update or creation – a weakness that I hope at some point will be rectified since this causes a number of issues when working in a batch record environment.

Working within the MarcEditor

When working within the MarcEditor, the tools for working with Holdings and Bibliographic data are identical to outside. The main difference is that the data being acted upon is the data in the MarcEditor. This means that the MarcEditor needs to include one additional function, and that is the ability to retrieve data from WorldCat. MarcEdit has the ability to search and download a record set from WorldCat for editing.



Searching WorldCat from Within the MarcEditor

The search tool provides a handy way for users to quickly retrieve data from WorldCat for edit. However, this too underlines one of the glaring issues with the API – especially around record editing. Traditionally, when catalogers work on a record, they can lock the record for editing. This prevents other users from changing the record while they are working on it, and protects the transaction information in the 005 which OCLC requires for updating purposes. When working with the API, there appears to be no way to lock a record. This means that records can be downloaded, edited and then on upload, be invalid due to someone else making an edit that updates the 005 information. And since OCLC doesn't provide a method for validating information prior to upload, users won't know that this problem has occurred until an upload is attempted. Again, in order to make the API functionally equivalent to OCLC's other editing services, there needs to be a way for catalogers to lock records for editing.

Where we go from here

This is really hard to say. I believe that OCLC sees the release of the Metadata APIs as the first of a much larger portfolio of API services to provide programmatic support for their WorldShare endeavors. So, it will be interesting to see how these develop. At the same time, I'm really interested in seeing if the organization puts the type of resources behind the development of their API Services Portfolio to provide really meaningful services that librarians, developers, and 3-party library developers can work with, consume, or augment the wide range of data streams that they have available. On the one hand, I'm hopeful that the release of the Metadata API signals are wider commitment to providing transparent access to a wide variety of services. At the same time, the lack of development around the OCLC search API – which has seen only incremental changes since they were first released some 5 or so years ago – makes me wonder how much support within the larger organization exists around this type of work. So I guess that is a question that remains to be answered.

Source: [by reeset at November 05, 2013 09:32 PM](#)

Items in Brief

Resource Description & Access (RDA)

September Update for RDA Catalogers

Dear RDA catalogers,

This message is to alert you to some information about RDA on these topics:

Topic 1. Interim treatment of "Treaties" under RDA

Topic 2. Reminder on formulating the preferred name and authorized access point for some types of conferences

Topic 3. A typo in an RDA example that has the potential to confuse

Topic 1: Interim treatment of "Treaties" under RDA. Based on a request from the American Association of Law Libraries, the Program for Cooperative Cataloging (PCC) has approved an interim exception to the treatment of authorized access points for treaties under RDA. The legal community is re-evaluating how authorized access points for treaties should be constructed under RDA, and has proposed some major changes to RDA that will be discussed by the Joint Steering Committee at its November meeting. To avoid disruption within the existing NACO file and related bibliographic maintenance until RDA itself is changed, the following guidelines for new and existing authorized access points should be observed until a final solution has been determined:

New authorized access points for treaties: If no authorized access point exists for a treaty, continue to use AACR2 instructions (AACR2 25.16 Treaties, etc., and 21.35 Treaties, Intergovernmental agreements, etc.) to establish the authorized form, *except*, use the full form of the name of a month when necessary to record a date a treaty was signed instead of the abbreviations from AACR2. Code any new authority record as AACR2 in 008/10 (Descriptive Cataloging Rules) as an exception to the PCC Post RDA Test Guidelines.

Existing authorized access points for treaties (AACR2): Do not revise an existing AACR2 authorized access point in a name authority record for a treaty to the RDA form, continue to use the AACR2 form in RDA bibliographic records.

Existing authorized access points for treaties (RDA): Do not revise an existing RDA authorized access point in a name authority record for a treaty back to AACR2, continue to use the RDA form in bibliographic records.

These exceptions for treaties are also found in the PCC Post RDA Test Guidelines at

<http://www.loc.gov/aba/pcc/rda/PCC%20Post%20RDA%20Test%20Guidelines.html>

under the heading Exception for Treaties. LC-PCC PSs will also be issued until such time that RDA itself is changed.

Topic 2: Reminder on formulating the preferred name and authorized access points for conferences.

A reminder that under RDA, a date that might appear with the name of a conference that is an initialism or acronym is *not* included as part of the preferred name for the conference- the date is only used as an addition to the authorized access point for the conference (\$d in the X11). From RDA 11.2.2.11: "Omit from the name of a conference, etc., indications of its number, or year or years of convocation, etc. Apply this instruction to the name of a congress, meeting, exhibition, fair, festival, etc. ..."

This was a change from how we treated such conferences under the LCRI for AACR2.

Examples:

Under AACR2/LCRI: CDVE 2011 \$d (2011 : \$c Hong Kong, China)

Treatment under RDA: CDVE (Conference) \$n (8th : \$d 2011 : \$c Hong Kong, China)

Under AACR2/LCRI: ICT-GLOW 2011 \$d (2011 : \$c Toulouse, France)

Treatment under RDA: ICT-GLOW (Conference) \$n (1st : \$d 2011 : \$c Toulouse, France)

(Note that under RDA/LC-PCC PS policies, it is now possible to create separate authorities coexisting in the LC/NACO authority file for the "collective" ongoing conference and for individual instances of it, which was not permitted under AACR2/LCRI. Note also that the term "(Conference)" or similar term is added to preferred name for a conference that is an initialism or acronym in order to convey the idea of a corporate body per LC-PCC PS 11.7.1.4)

Topic 3. A typo in RDA example that has the potential to confuse

Several have noted an unfortunate editing mistake in an example at RDA 9.19.1.6 showing an authorized access point using the new RDA element "Other term of rank, honour or office"-- it will be corrected in the next release (November) of the RDA Toolkit

Wood, *Captain*, John

should be

Wood, John, *Captain*

Please don't follow this example!

[Source: Library of Congress]

by Salman Haider (noreply@blogger.com) at October 26, 2013 02:10 PM

Associated Institution (Revision of RDA Rule 11.5.1.3 with Question and Answer)

11.5 Associated Institution

CORE ELEMENT

Associated institution is a core element for conferences, etc., if the institution's name provides better identification than the local place name or if the local place name is unknown or cannot be readily determined. Associated institution is a core element for other corporate bodies if the institution's name provides better identification than the local place name or if the local place name is unknown or cannot be readily determined, and it is needed to distinguish the corporate body from another corporate body with the same name.

11.5.1 Basic Instructions on Recording Associated Institutions

11.5.1.1 Scope

An [associated institution](#) ▼ is an institution commonly associated with a corporate body.

11.5.1.2 Sources of Information

Take information on associated institutions from any source.

11.5.1.3 Recording Associated Institutions 2013/07

Record the name of an associated institution by using the preferred name for the institution (see [11.2.2](#)).

Record associated institutions as separate elements, as parts of access points, or as both. For additional instructions on recording an associated institution as part of the authorized access point, see [11.13.1.4](#).

Before Revision on (2013/07)

11.5.1.3 Recording Associated Institutions

Record the name of an associated institution in the form and language recorded as the preferred name for the institution.

Questions and Answers

Question: This recently revised instruction by which we now are to record the preferred name of the corporate body: what if the NAR for the body has not been set up yet? Must we create the NAR in order to add a 373? Or can we simply record the form as found on the resource?

or this question can be framed as below:

Question: Basically it's the form of the body given in the 373. I understand that it's supposed to be the preferred name (cf. 9.13.1.3). If the body hasn't been set up, do we

have to do so, in order to use its preferred form?

Answer: No we do not have to set it up. (same as 370)

[Source: RDA Toolkit]

[by Salman Haider \(noreply@blogger.com\) at October 26, 2013 01:50 PM](#)

Cataloguing software

This link was posted to Autocat as a potential resource: it was not reviewed.

<http://www.collectiveaccess.org/#specs>

(From the Overview): CollectiveAccess is a highly configurable cataloguing tool and web-based application for museums, archives and digital collections. Available free of charge under the GPL open-source license, it requires little to no custom programming to support a variety of metadata standards, external data sources and repositories, as well as most popular media formats. In addition to multilingual cataloguing facilities, it allows publication of this data in the languages of your choice.

Current users include representatives from a wide range of fields: fine art, anthropology, film, oral history, local history, architecture, material culture, biodiversity conservation, libraries, corporate archives, digital asset management, and many more. This community of partners has contributed funding, planning and software development resources, resulting in a series of specialist features.

Coyle's InFormation: Instant WayBack URL

Last night I attended festivities at the [Internet Archive](#) where they made a number of announcements about projects and improvements. One that particularly struck me was the ability to push a page to the [WayBack](#) Machine and instantly get a permanent WayBack URL for that page. This is significant in a number of ways but the main advantages I see are:

1. putting permalinks in your documents rather than URLs that can break
2. linking to a particular version of a document when citing

You will not want to use this technique if you are intending to link to, for example, a general home page where you want your link always to go to the current version of that page. But if you are quoting something, or linking to a page that you think has a limited lifetime, this ability will make a huge difference.

When you go to the WayBack machine (whose home page has changed considerably) you will see this option:



Save Page Now

http://

SAVE PAGE

Capture a web page as it appears now for use as a trusted citation in the future.

Only available for sites that allow crawlers.

Once you provide the URL, the system echoes back the WayBack machine URL for that page at that moment in time:



You can also view the page on the WayBack machine, to make sure you captured the right one:



The page is available through the URL immediately, and will be available through the regular WayBack machine index within hours. This has great implications for scholarship and for news reporting. Note that the WayBack Machine will not capture pages that are closed to crawlers, so if you are on a commercial site, this probably will not work. I'm still very enthused about it.

Source: [by Karen Coyle \(noreply@blogger.com\)](https://www.blogger.com) at October 25, 2013 10:04 AM

"MARC" Cataloguing

In preparing for class this week, I'm brushing up on some readings on the topic of authority control, controlled vocabulary and AACR2. While reading Michael Gorman's article *Authority Control in the Context of Bibliographic Control in the Electronic Environment* (2009), I stumbled upon these wise words:

People who talk of "MARC cataloguing" clearly think of cataloguing as being a matter of identifying the elements of a bibliographic record without specifying the content of those elements. It is, therefore, clear that those people do not understand what cataloguing is all about. (p. 16)

While there are many of you who may not always agree with Gorman, you must acknowledge that this statement is spot on in its observation. How many of us, in the practicing profession, have seen the devaluation of cataloguers from a position that requires training in cataloguing to a position that requires no more than a high school diploma? Cataloguing is not simple data entry, and understanding how to catalogue within a MARC record is not as simple identifying the field and inputting straightforward data and punctuation. However, in many public libraries with tight budgets, we often turn to library assistants for help in editing our MARC records. Does this activity make them a cataloguer? While using staff as a valuable resource, is this also confusing (sending mixed signals) management and other professionals about the knowledge, skills and judgement (Gorman) necessary to be a cataloguer?

Gorman goes on to state "[T]he most important thing about bibliographic control is the content and the controlled nature of that content, not the denotations of that content." (p. 16)

While Gorman is discussing all of this in the context of his dislike of Dublin Core, his comments should have us all rethinking how we hire, train and educate our future cataloguers and librarians. It should also have us questioning why such a vital service – the access to information and retrieval of information – is so misunderstood.

A great discussion can certainly develop from the brief comments I have made, starting with the complexity of MARC and our descriptive standards, however, if our professional can't clearly communicate the overarching goals and practices of cataloguing, the details about how we set out to achieve these goals will not matter in the long run.

Source: <http://laureltarulli.wordpress.com/>

Is this all they have?

How often do your patrons (1) find a set of resources in the collection that are relevant (or maybe only semi-relevant) to their interests, but (2) end up wondering if there are other relevant (or more relevant) resources somewhere else in the collection? The disciplinary basis of Dewey has as an intended consequence that works about the same phenomena may be located at different places in the classification system. Shelving materials by DDC notation will then cause resources on the same phenomena to be subject to some degree of physical scatter as well. While sophisticated users will appreciate the attendant disciplinary context and specificity that this provides, more casual users may not.

Is there some way to cater to disciplinary and phenomenon perspectives simultaneously? The DDC offers several tools that facilitate finding where phenomena are treated from different perspectives. The Relative Index is one such tool; see and see-also references in the schedules are other such tools. “Get real!” we hear you saying. “We don’t make copies of the DDC / access to WebDewey available to our users. Besides, how many of them would even be interested?”

Ah, but what if you (with a little help from your friends, that is, us) were to identify the relationships found in the Relative Index and/or see or see-also references that are most important to your users and display them as signage in your collection? And if you have an OPAC that is searchable by DDC number, what if your signage were to include a QR code that let users immediately see what you have at other locations in the collection? For example, let’s say you have a patron looking at the materials on retirement at 306.38. S/he wonders, “Is this all they have?” And then they notice nearby something



like the following:

Go ahead—whip out your cell phone and scan away. Nifty, huh? (Of course, the actual results would reflect the holdings of your institution and how search results from your OPAC display on a mobile device.)

We are interested in working with a few libraries who would be interested in piloting such a signage program based on relationships in the DDC. If you are interested, please email me (Rebecca Green) at greenre@oclc.org (“DDC signage pilot” in your subject line would be a great help). Meanwhile we will periodically present other DDC-based relationships and associated QR codes as enticements. (Our thanks to Christine Burroughs, who helped us think through the possibilities here while she was at Shaker Heights Public Library.)

Source: <http://ddc.typepad.com/025431/2013/09/is-this-all-they-have-.html>

Copy cataloging using RDA


A fairly recent addition to LC's extensive collection of RDA training materials (<http://www.loc.gov/catworkshop/RDA%20training%20materials/LC%20RDA%20Training/LC%20RDA%20course%20table.html>) is the set of materials that focuses on copy cataloging using RDA. Issued in May 2013, the materials were developed by Tim Carlton, Les Hawkins, Hien Nguyen, Margaret Wayne, Kay Guiles and Dave Reser of LC. Although created primarily for LC copy catalogers, with an emphasis on LC policies and practices, the training materials contain a great deal of information that will be of value to copy catalogers at other libraries as well. According to the course summary, "[t]his course focuses on helping trainees develop the 'cataloger judgment' necessary to evaluate copied records to determine which elements are acceptable ... and which elements should be edited or adjusted." The course materials include an instructor manual, a trainee manual (with exercises) and a separate document with the answers to the exercises. The materials are up-to-date and reflect current LC copy cataloging practice.

Source: <http://tslltechscans.blogspot.co.nz/2013/09/copy-cataloging-using-rda.html>



New Books

Cataloging the world: Paul Otlet and the birth of the information age



By: Alex Wright.

[S.I.]: Oxford University Press, 2014.

ISBN: 9780199931415

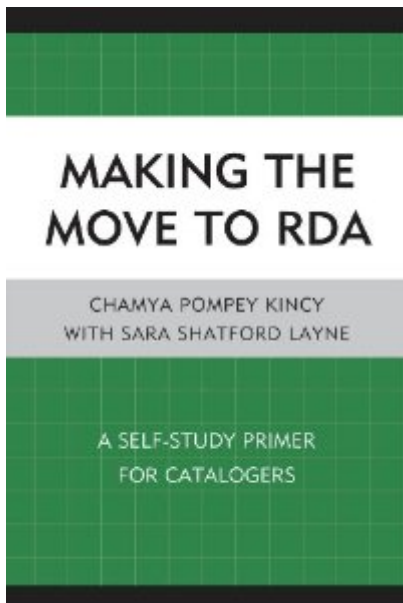
The dream of universal knowledge hardly started with the digital age. From the archives of Sumeria to the Library of Alexandria, humanity has long wrestled with information overload and management of intellectual output. Revived during the Renaissance and picking up pace in the Enlightenment, the dream grew and by the late nineteenth century was embraced by a number of visionaries who felt that at long last it was within their grasp.

Among them, Paul Otlet stands out. A librarian by training, he worked at expanding the potential of the catalogue card -- the world's first information chip. From there followed universal libraries and reading rooms, connecting his native Belgium to the world -- by means of vast collections of cards that brought together everything that had ever been put to paper. Recognizing that the rapid acceleration of technology was transforming the world's intellectual landscape, Otlet devoted himself to creating a universal bibliography of all published knowledge. Ultimately totaling more than 12 million individual entries, it would evolve into the Mundaneum, a vast "city of knowledge" that opened its doors to the public in 1921. By 1934, Otlet had drawn up plans for a network of "electric telescopes" that would allow people everywhere to search through books, newspapers, photographs, and recordings, all linked together in what he termed a *réseau mondial*: a worldwide web. It all seemed possible, almost until the moment when the Nazis marched into Brussels and carted it all away.

In this book Alex Wright places Otlet in the long continuum of visionaries and pioneers who have dreamed of unifying the world's knowledge, from H.G. Wells and Melvil Dewey to Ted Nelson and Steve Jobs. And while history has passed Otlet by, Wright shows that his legacy persists in today's networked age, where Internet corporations like Google and Twitter play much the same role that Otlet envisioned for the Mundaneum -- as the gathering and distribution channels for the world's intellectual output. In this sense, *Cataloging the World* is more than just the story of a failed entrepreneur; it is an ongoing story of a powerful idea that has captivated humanity from time immemorial, and that continues to inspire many of us in today's digital age.

Source: <http://www.amazon.com/Cataloging-World-Otlet-Birth-Information/dp/0199931410>

Making the move to RDA: A self-study primer for catalogers




By: Sara Shatford Layne.
[S.I.]: Rowman & Littlefield Education, 2014.
ISBN 9780810887695

This book is aimed at catalogers working in the MARCH environment who currently create records using AACR2 and need to transition to using the new standard, Resource Description and Access (RDA). Since both RDA's structure and content differ from AACR2 in many respects, this primer details the development and rationale for RDA as well as its intended goals, principles, and objectives. It then explains RDA's theoretical underpinnings—collectively known as the FRBR Family of Models.

Framing the text along these lines provides readers the context for understanding the similarities and differences between AACR2 and RDA, both in terms of content and structure. With this foundation in place, the book takes the reader on a survey of RDA elements used to describe bibliographic and authority records and demonstrates how the MARC code has been expanded to accommodate new elements. Finally, it leads the reader field-by-field through MARC bibliographic records for book and non-book resources as well as through authority records for works, expressions, persons, families, and corporate bodies, describing the similarities and differences between AACR2 and RDA for each field.

Source: <http://www.amazon.com/Making-Move-RDA-Self-Study-Catalogers/dp/081088769X>

The RDA Workbook: Learning the basics of Resource Description and Access



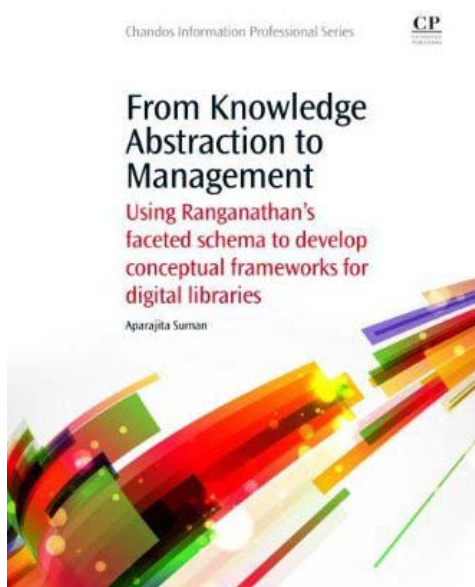
By: Margaret V Merring (editor)
California: Libraries Unlimited, 2013.
ISBN: 978161064896

This book was released in March 2013 and catalogers are busy trying to understand and implement the new protocols. This book will help. Unlike the RDA training materials prepared for seasoned catalogers by the Library of Congress and others, the *The RDA Workbook: Learning the Basics of Resource Description and Access* uses tried and true methods to make RDA clear even to those who have little or no previous cataloging knowledge. The workbook can be used by an individual or to teach others in staff training sessions, presentations, or LIS courses. It discusses the theoretical framework of the cataloging

code; details the steps necessary to create a bibliographic for books, videos, and other formats; and shows librarians how to read and interpret authority records for persons, families, corporate bodies, works, and expressions. Finally, the workbook suggests strategies for implementing RDA.

Source: <http://www.amazon.com/RDA-Workbook-Learning-Resource-Description/dp/1610694899>

From knowledge abstraction to management: Using Ranganathan's Faceted Schema to develop conceptual frameworks for digital libraries.



Author: Aparajita Suman
Oxford, U.K.: Chandos Publishing, 2014.
ISBN: 9781843347033

The increasing volume of information in the contemporary world demands for efficient knowledge management (KM) systems: a logical method of information organization that will allow proper semantic querying to identify things that match meaning in natural language. Therefore, the role of an information manager goes beyond implementing a search and clustering system, to the ability to map and logically present the subject domain and related cross domains. One of the ways an information manager can do this is by using the colon classification system, developed by S.R. Ranganathan, a thought leader in library and information science.

This book answers the need by analyzing ontology tools and techniques, helping the reader develop a conceptual framework from the digital library perspective. Beginning with the concept of knowledge abstraction, before discussing the Solecistic versus the Semantic Web, chapters consider: knowledge organization, the development of conceptual frameworks, untying conceptual tangles, and the concept of faceted knowledge representation.

Source: <http://www.amazon.com/Knowledge-Abstraction-Management-Ranganathans-Professional/dp/1843347032/>