



212 Avenida Fabricante
San Clemente, CA 92672
(949) 492 - 7777

iPort and the iPort Logo are trademarks of Dana Innovations. © 2012 Dana Innovations. All rights reserved.

PRODUCT REQUIRED:

Surface Mount iPad Pro 12.9"
Bezel Only: \$479.00
70743 Black
70744 Silver
70745 White

Bezel and Splitter: \$599.00
70746 Black
70747 Silver
70748 White

iPort Power Supply 15v2a
70310 Black \$30.00
70311 White \$30.00

iPort Power Wall Plate
70314 \$10.00

iSimple JamLink
IS7505 \$89.99
isimple.com or amazon.com

OPTIONAL PRODUCT:

Audio Balun
RCA Extension Cable


APPLICATION NOTE

Surface Mount Pro 12.9": Lightning to Audio Out

Overview:



You can now extract audio directly from iPad Pro 12.9" into your audio system through the lightning connector, using a lightning to audio adapter. This guide serves to help you install the iSimple JamLink audio adapter to Surface Mount Pro. The iSimple part number for the JamLink audio adapter is IS7505 and can be purchased at iSimple.com or Amazon.com.

Install Instructions:



Here is the iSimple JamLink audio adapter and its connections.

Step1: Install a 2G box behind the Surface Mount Pro. Wire the red and black low voltage wires into the iPort Power Wall Plate. Plug in the left and right RCA cables into your audio system. You can plug directly into the amplifier, into RCA extensions, or an audio balun for example.



Step2: Install the lightning connector end of the audio adapter to the iPad and install the iPad into the Surface Mount Pro Bezel.