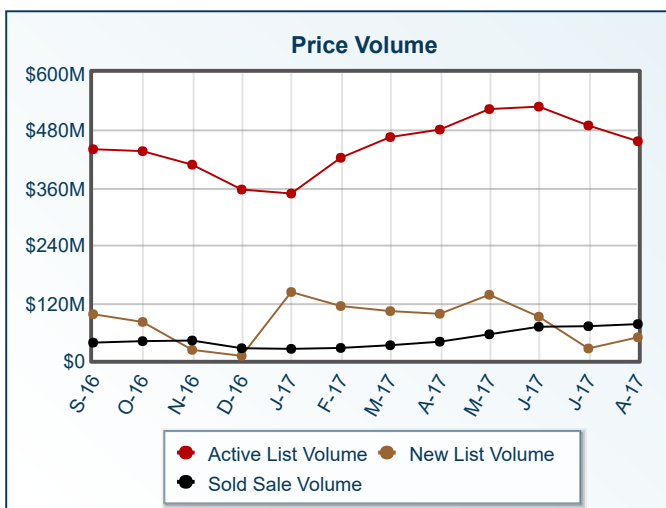
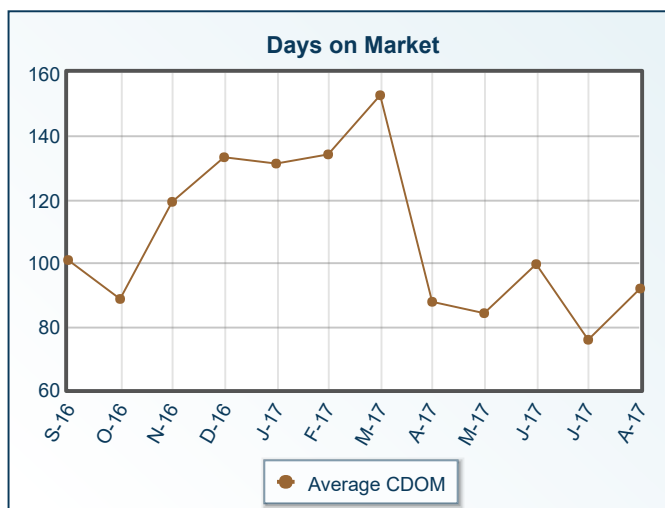
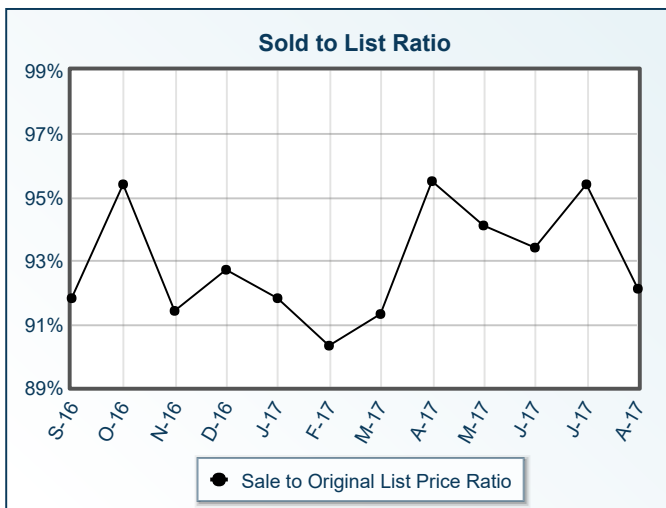
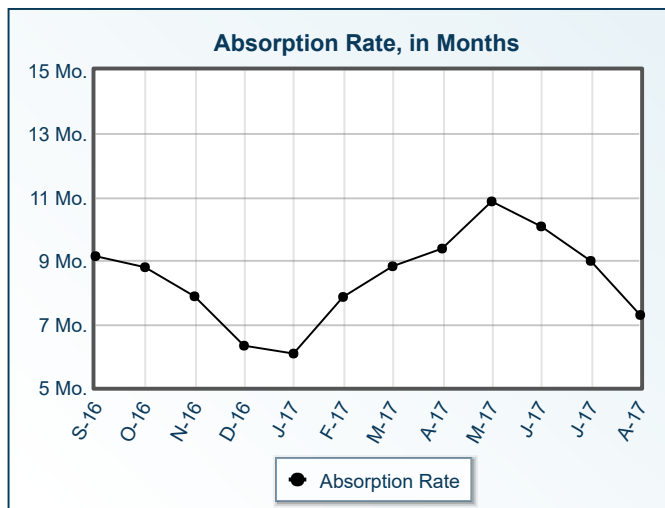
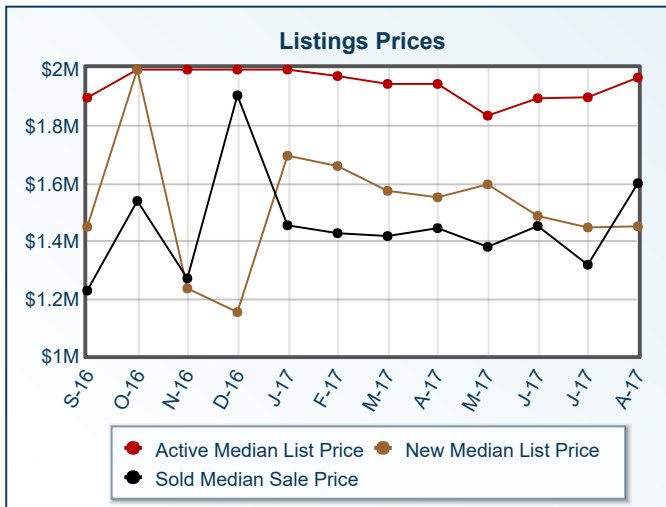
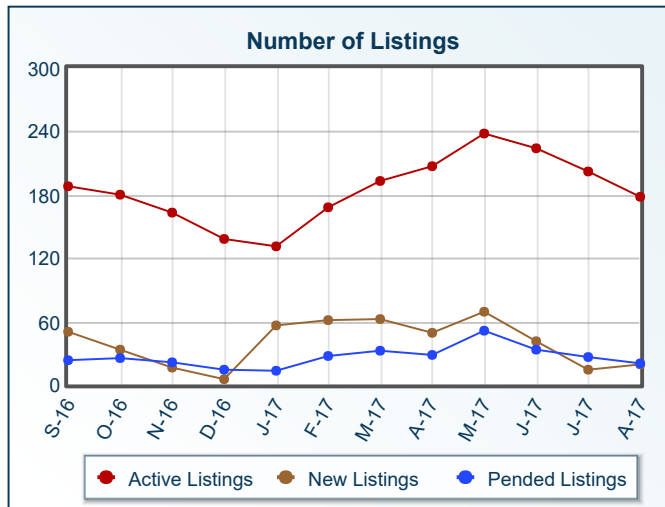


Market Summary

Darien Single Family, August 2017



Summary Statistics						
	Aug-17	Aug-16	% Chg	2017 YTD	2016 YTD	% Chg
Absorption Rate	7.27	8.51	-14.57	8.66	7.64	13.35
Average List Price	\$2,567,233	\$2,286,713	12.27	\$2,183,114	\$2,152,947	1.40
Median List Price	\$1,967,000	\$1,795,000	9.58	\$1,699,000	\$1,695,000	0.24
Average Sale Price	\$1,820,713	\$1,493,591	21.90	\$1,689,228	\$1,712,654	-1.37
Median Sale Price	\$1,599,000	\$1,550,000	3.16	\$1,425,000	\$1,400,000	1.79
Average CDOM	91	93	-2.15	96	N/A	N/A
Median CDOM	65	80	-18.75	59	162	-63.58

	Sold Listings			Year to Date		
	This Month			Year to Date		
	2017	2016	% Chg	2017	2016	% Chg
0-499,999	0	1	-100.0	1	2	-50.0
500,000-699,999	0	1	-100.0	7	14	-50.0
700,000-999,999	5	1	400.0	37	22	68.2
1,000,000-2,999,999	32	18	77.8	170	119	42.9
3,000,000-3,999,999	2	1	100.0	9	12	-25.0
4,000,000-4,999,999	1	0	N/A	1	2	-50.0
5,000,000-6,999,999	1	0	N/A	1	2	-50.0
7,000,000+	0	0	0.0	1	1	0.0
Totals	41	22	86.4	227	174	30.5

	Pending Listings			Year to Date		
	This Month			Year to Date		
	2017	2016	% Chg	2017	2016	% Chg
0-499,999	0	1	-100.0	1	2	-50.0
500,000-699,999	0	2	-100.0	8	11	-27.3
700,000-999,999	5	4	25.0	40	21	90.5
1,000,000-2,999,999	14	10	40.0	164	110	49.1
3,000,000-3,999,999	1	4	-75.0	13	14	-7.1
4,000,000-4,999,999	0	1	-100.0	2	3	-33.3
5,000,000-6,999,999	0	1	-100.0	1	3	-66.7
7,000,000+	0	0	0.0	1	0	N/A
Totals	20	23	-13.0	230	164	40.2

	Active Listings			Year to Date		
	This Month			Year to Date		
	2017	2016	% Chg	2017	2016	% Chg
0-499,999	1	0	N/A	2	3	-33.3
500,000-699,999	3	3	0.0	12	20	-40.0
700,000-999,999	17	17	0.0	67	53	26.4
1,000,000-2,999,999	122	128	-4.7	338	305	10.8
3,000,000-3,999,999	15	20	-25.0	37	50	-26.0
4,000,000-4,999,999	4	9	-55.6	9	16	-43.7
5,000,000-6,999,999	8	4	100.0	12	8	50.0
7,000,000+	8	2	300.0	11	6	83.3
Totals	178	183	-2.7	488	461	5.9

	New Listings			Year to Date		
	This Month			Year to Date		
	2017	2016	% Chg	2017	2016	% Chg
0-499,999	0	0	0.0	2	2	0.0
500,000-699,999	0	0	0.0	9	13	-30.8
700,000-999,999	3	3	0.0	58	45	28.9
1,000,000-2,999,999	13	8	62.5	258	234	10.3
3,000,000-3,999,999	1	2	-50.0	24	36	-33.3
4,000,000-4,999,999	0	0	0.0	7	11	-36.4
5,000,000-6,999,999	0	0	0.0	6	4	50.0
7,000,000+	2	1	100.0	7	2	250.0
Totals	19	14	35.7	371	347	6.9

Information is deemed to be reliable, but is not guaranteed. © 2017 MLS and FBS. Prepared by Darien MLS on Wednesday, September 13, 2017 5:00 PM.