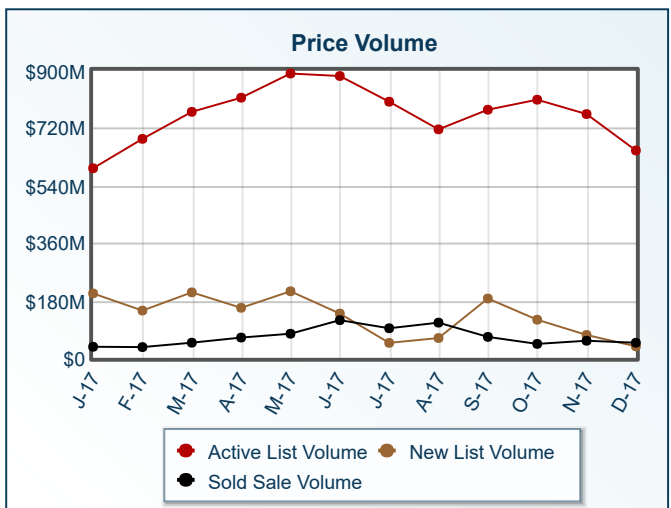
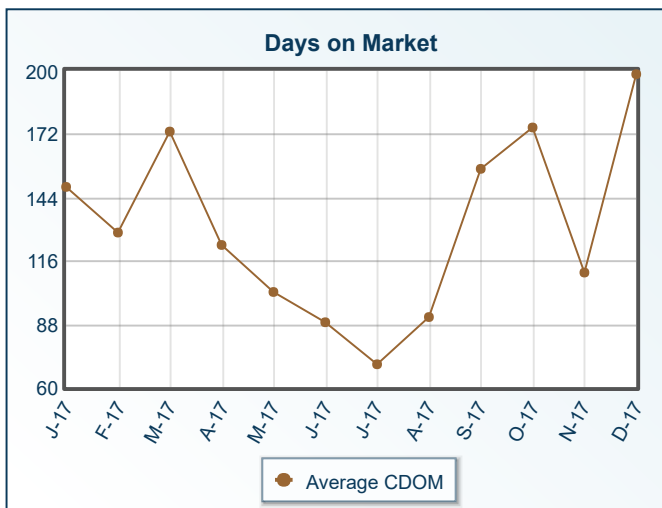
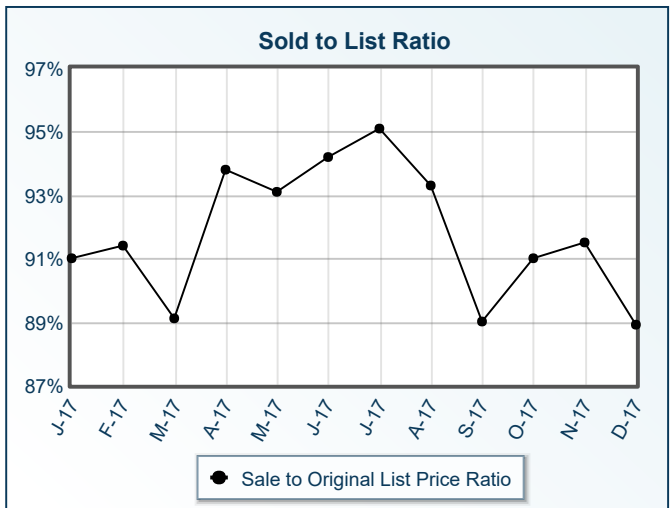
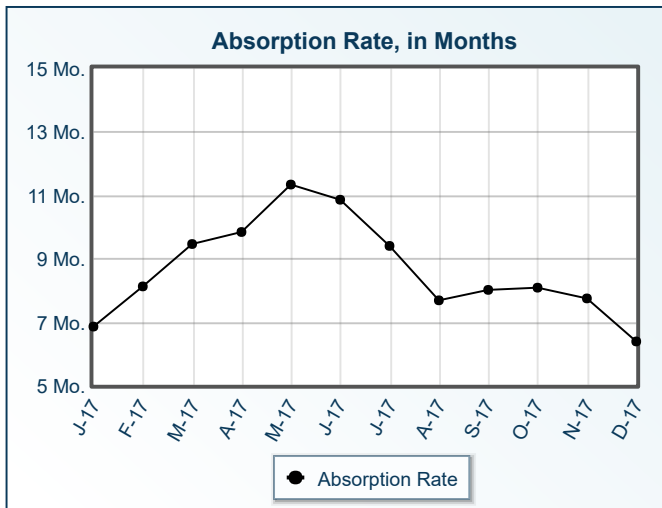
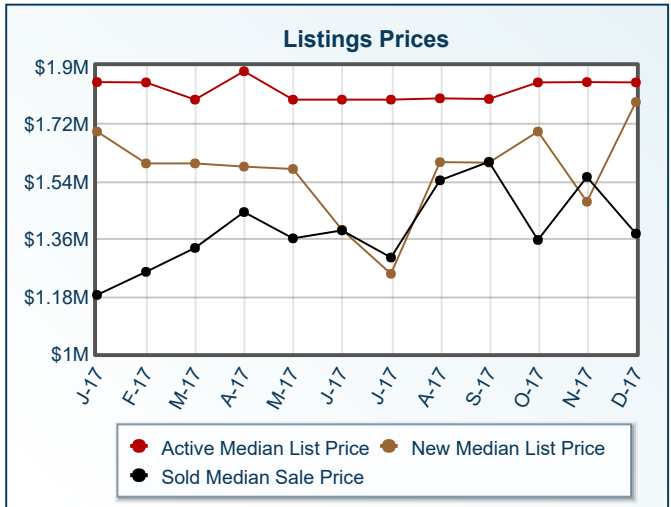
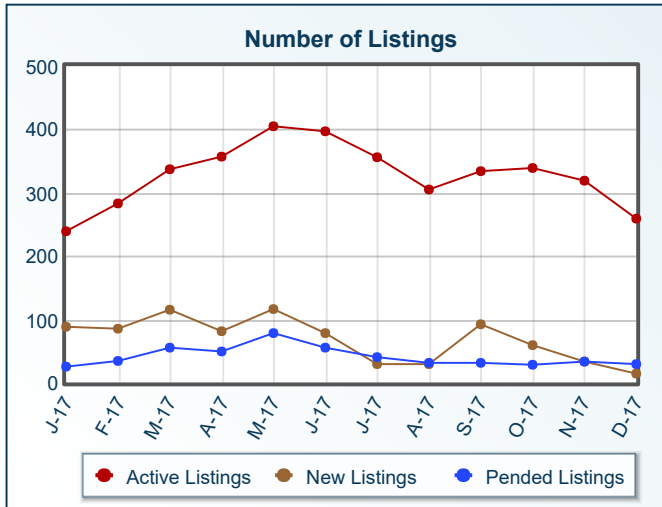


# Market Summary

Single Family, December 2017



<b>Summary Statistics</b>						
	<b>Dec-17</b>	<b>Dec-16</b>	<b>% Chg</b>	<b>2017 YTD</b>	<b>2016 YTD</b>	<b>% Chg</b>
Absorption Rate	6.37	7.91	-19.47	8.64	9.34	-7.49
Average List Price	\$2,510,418	\$2,384,417	5.28	\$2,048,568	\$2,002,248	2.31
Median List Price	\$1,849,000	\$1,825,000	1.32	\$1,625,000	\$1,595,000	1.88
Average Sale Price	\$1,686,018	\$1,532,597	10.01	\$1,619,643	\$1,541,625	5.06
Median Sale Price	\$1,375,000	\$1,415,000	-2.83	\$1,390,000	\$1,300,000	6.92
Average CDOM	198	149	32.89	117	N/A	N/A
Median CDOM	71	109	-34.86	67	178	-62.36

	<b>Sold Listings</b>			<b>Year to Date</b>		
	<b>This Month</b>			<b>Year to Date</b>		
	<b>2017</b>	<b>2016</b>	<b>% Chg</b>	<b>2017</b>	<b>2016</b>	<b>% Chg</b>
0-499,999	2	1	100.0	17	17	0.0
500,000-699,999	2	4	-50.0	33	44	-25.0
700,000-999,999	3	2	50.0	82	63	30.2
1,000,000-2,999,999	17	23	-26.1	321	265	21.1
3,000,000-3,999,999	2	1	100.0	21	21	0.0
4,000,000-4,999,999	0	0	0.0	2	5	-60.0
5,000,000-6,999,999	2	0	N/A	8	3	166.7
7,000,000+	0	0	0.0	1	1	0.0
<b>Totals</b>	<b>28</b>	<b>31</b>	<b>-9.7</b>	<b>485</b>	<b>419</b>	<b>15.8</b>

	<b>Pending Listings</b>			<b>Year to Date</b>		
	<b>This Month</b>			<b>Year to Date</b>		
	<b>2017</b>	<b>2016</b>	<b>% Chg</b>	<b>2017</b>	<b>2016</b>	<b>% Chg</b>
0-499,999	0	2	-100.0	14	16	-12.5
500,000-699,999	3	3	0.0	36	36	0.0
700,000-999,999	7	6	16.7	81	67	20.9
1,000,000-2,999,999	17	18	-5.6	321	260	23.5
3,000,000-3,999,999	0	0	0.0	22	18	22.2
4,000,000-4,999,999	1	0	N/A	3	8	-62.5
5,000,000-6,999,999	1	0	N/A	10	3	233.3
7,000,000+	0	0	0.0	1	0	N/A
<b>Totals</b>	<b>29</b>	<b>29</b>	<b>0.0</b>	<b>488</b>	<b>408</b>	<b>19.6</b>

	<b>Active Listings</b>			<b>Year to Date</b>		
	<b>This Month</b>			<b>Year to Date</b>		
	<b>2017</b>	<b>2016</b>	<b>% Chg</b>	<b>2017</b>	<b>2016</b>	<b>% Chg</b>
0-499,999	1	4	-75.0	21	29	-27.6
500,000-699,999	14	14	0.0	61	68	-10.3
700,000-999,999	40	34	17.6	167	155	7.7
1,000,000-2,999,999	148	170	-12.9	653	640	2.0
3,000,000-3,999,999	22	21	4.8	67	71	-5.6
4,000,000-4,999,999	8	5	60.0	19	29	-34.5
5,000,000-6,999,999	12	15	-20.0	33	24	37.5
7,000,000+	14	8	75.0	20	15	33.3
<b>Totals</b>	<b>259</b>	<b>271</b>	<b>-4.4</b>	<b>1041</b>	<b>1031</b>	<b>1.0</b>

	<b>New Listings</b>			<b>Year to Date</b>		
	<b>This Month</b>			<b>Year to Date</b>		
	<b>2017</b>	<b>2016</b>	<b>% Chg</b>	<b>2017</b>	<b>2016</b>	<b>% Chg</b>
0-499,999	0	2	-100.0	18	24	-25.0
500,000-699,999	2	3	-33.3	53	54	-1.9
700,000-999,999	3	3	0.0	139	126	10.3
1,000,000-2,999,999	5	7	-28.6	512	506	1.2
3,000,000-3,999,999	1	4	-75.0	50	51	-2.0
4,000,000-4,999,999	1	0	N/A	15	19	-21.1
5,000,000-6,999,999	1	0	N/A	20	15	33.3
7,000,000+	1	0	N/A	12	7	71.4
<b>Totals</b>	<b>14</b>	<b>19</b>	<b>-26.3</b>	<b>819</b>	<b>802</b>	<b>2.1</b>

Information is deemed to be reliable, but is not guaranteed. © 2018 [MLS](#) and [FBS](#). Prepared by Darien MLS on Thursday, January 11, 2018 2:55 PM.