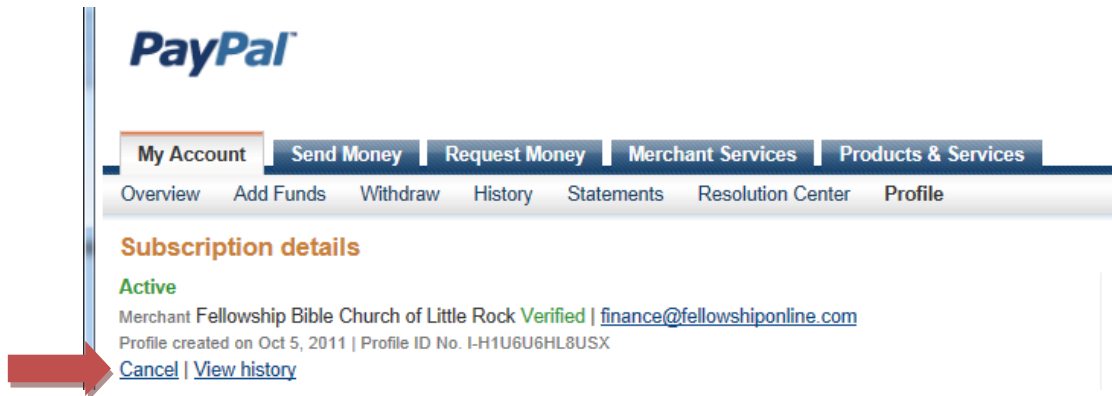


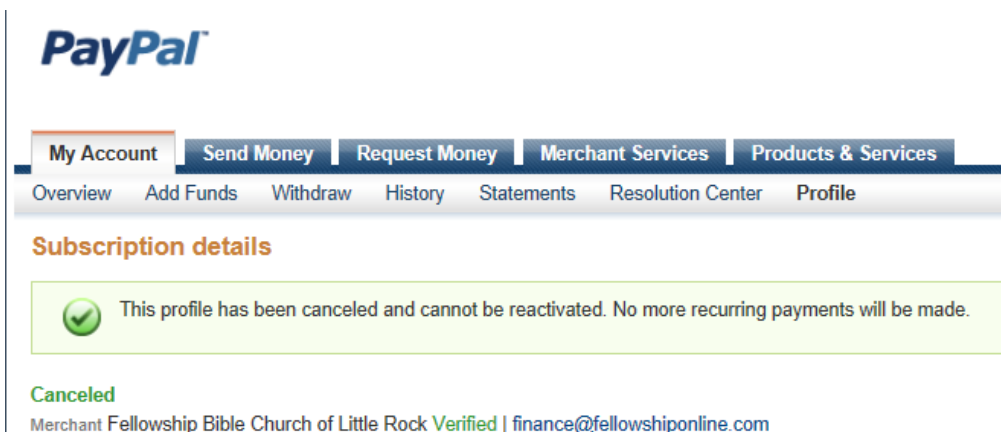
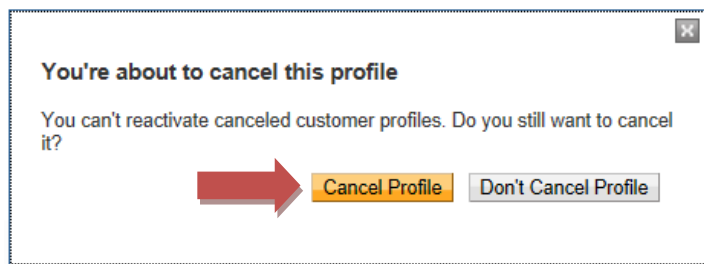
How do I cancel a recurring payment, subscription, or automatic billing agreement I have with a merchant?

Here's how:

1. Log in to your PayPal account.
2. Click **Profile** near the top of the page.
3. Click **My money**.
4. Click **Update** in the **My preapproved payments** section.
5. Click **Cancel** (or **Cancel automatic billing**) and follow the instructions.



6. Click **Cancel Profile**.



If you experience difficulties, you should contact PayPal Customer Service by phone.

1. Go to the PayPal website.
2. Click **Contact Us** at the bottom of any page.
3. Click **Call Us**, then click **Continue** for our Customer Service phone number.