

# propellor



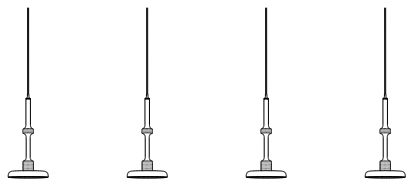
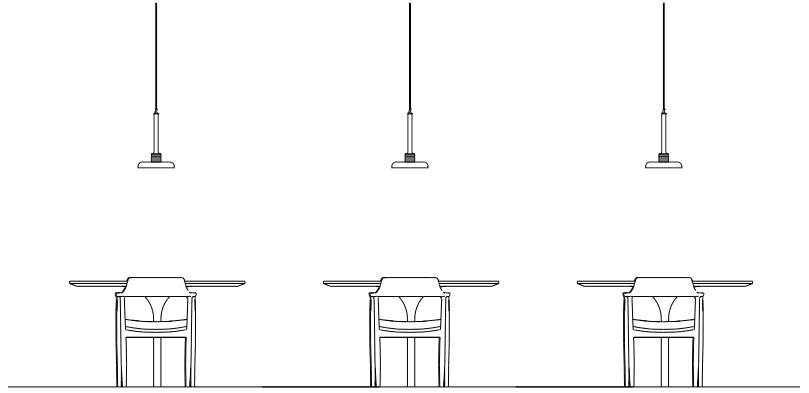
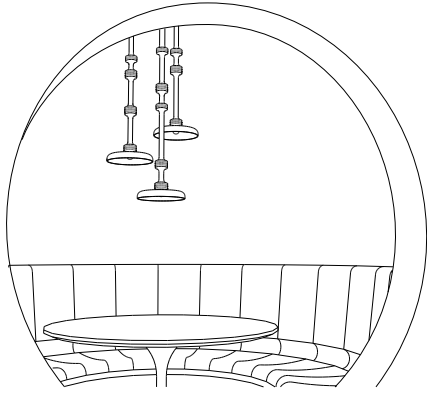
## Stria



There is an honesty to the form of the Stria light that comes from our exploration into the craft of wood turning. Stria's shape flows between an alternating rhythm of smooth and striated surfaces. The effect of this contrast in texture is to accentuate the natural beauty of the Stria's wood grain, creating a surface that is warm and tactile.

The Stria collection is available in a variety of wood types and your choice of black, white or custom coloured shades. Stria follows a modular design, allowing for a variety of fixture lengths. Choose between a range of lengths from 16 to 49 inches tall.

The Stria works elegantly as a single pendant or can be arranged in groupings to create striking installations. It's at home in a wide variety of settings, from residential to commercial, and can be grouped over a dining table, loosely clustered over a restaurant bar or cascade at various lengths down a stairwell.



## STRIA PENDANT LIGHT

### Description:

Turned wood pendant, ideal over tables, bars, bedside tables, stairways, alone or in groups.

### Details:

Material options: ash, western maple, walnut or black stained alder. Comes with choice of black or white spun metal shade. Please enquire about custom colour shades.

Canopy: white, silver or black powder coated metal.

Cord: black or white SVT. Please enquire about custom colour fabric cord.

Lamping: 6W dim-to-warm LED component

Power supply: Dimmable Class 2 AC/DC switch mode. Input 120V AC, Output 150mA (16.3V) DC

Dimensions: 10"Ø x 16-49" tall

Drop: 60" or to specification

Suspension: direct to ceiling junction box.

### Environmental:

- natural oil and wax finish
- LED lamping

### Regulatory Compliance:

All products are inspected and accepted by CSA International prior to shipment. Final acceptance of the approval mark is subject to the requirements of the local Authority Having Jurisdiction.

### Dimensions:

Standard options below. Cord length variable, built to suit

Weight Range - 1.5lb / .45kg - 15lb 6.8kg.

### STRIA 16

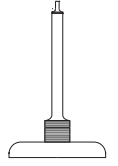
Dimensions: 10"Ø, 16"H

Drop: 60" or to specification

Lamping: 6W dim-to-warm LED component

Weight: 2.5lb / 1.13kg

Prices: **STR16\_A\*** (ash) **STR16\_BL\*** (black) **STR16\_M\*** (maple) **STR16\_W\*** (walnut)  
 \*add\_**SB** (metal shade, black) \*add\_**SW** (metal shade, white): \$960 CAD  
 FOR EXAMPLE: **STR16\_A\_SB** for Stria 16" in ash with black shade



### STRIA 20

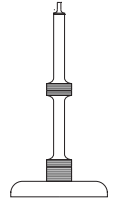
Dimensions: 10"Ø, 20-1/2"H

Drop: 60" or to specification

Lamping: 6W dim-to-warm LED component

Weight: 2.75lb / 1.25kg

Prices: **STR20\_A\*** (ash) **STR20\_BL\*** (black) **STR20\_M\*** (maple) **STR20\_W\*** (walnut)  
 \*add\_**SB** (metal shade, black) \*add\_**SW** (metal shade, white): \$1045 CAD



### STRIA 24

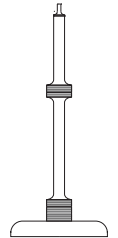
Dimensions: 10"Ø, 24-1/2"H

Drop: 60" or to specification

Lamping: 6W dim-to-warm LED component

Weight: 3lb / 1.4kg

Prices: **STR24\_A\*** (ash) **STR24\_BL\*** (black) **STR24\_M\*** (maple) **STR24\_W\*** (walnut)  
 \*add\_**SB** (metal shade, black) \*add\_**SW** (metal shade, white): \$1125 CAD



### STRIA 29

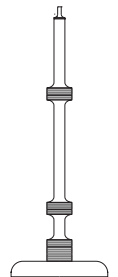
Dimensions: 10"Ø, 29"H

Drop: 60" or to specification

Lamping: 6W dim-to-warm LED component

Weight: 3.25lb / 1.48kg

Prices: **STR29\_A\*** (ash) **STR29\_BL\*** (black) **STR29\_M\*** (maple) **STR29\_W\*** (walnut)  
 \*add\_**SB** (metal shade, black) \*add\_**SW** (metal shade, white): \$1215 CAD



### STRIA 37

Dimensions: 10"Ø, 37"H

Drop: 60" or to specification

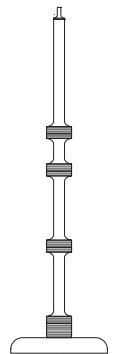
Lamping: 6W dim-to-warm LED component

Weight: 3.5lb / 1.5kg

Prices: **STR37\_A\*** (ash) **STR37\_BL\*** (black) **STR37\_M\*** (maple) **STR37\_W\*** (walnut)  
 \*add\_**SB** (metal shade, black) \*add\_**SW** (metal shade, white): \$1375 CAD

Typical lead times: 2-6 Weeks

Custom wood types are available upon request, cost may differ accordingly.



\*prices reflect standard models, please contact us for enquiries regarding customisation.

www.propellor.ca 1247 Cartwright Street, Vancouver, BC 604 682 6665 studio@propellor.ca

### STRIA 41

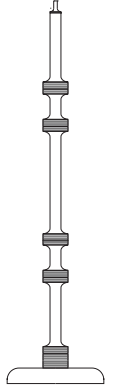
Dimensions: 10"Ø, 41"H

Drop: 60" or to specification

Lamping: 6W dim-to-warm LED component

Weight: 3.75lb / 1.7kg

Prices: **STR41\_A\*** (ash) **STR41\_BL\*** (black) **STR41\_M\*** (maple) **STR41\_W\*** (walnut)  
\*add\_**MB** (metal shade, black) \*add\_**MW** (metal shade, white): \$1455 CAD



---

### STRIA 45

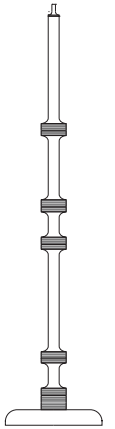
Dimensions: 10"Ø, 45"H

Drop: 60" or to specification

Lamping: 6W dim-to-warm LED component

Weight: 4lb / 1.8kg

Prices: **STR45\_A\*** (ash) **STR45\_BL\*** (black) **STR45\_M\*** (maple) **STR45\_W\*** (walnut)  
\*add\_**SB** (metal shade, black) \*add\_**SW** (metal shade, white): \$1540 CAD



---

### STRIA 49

Dimensions: 10"Ø, 49"H

Drop: 60" or to specification

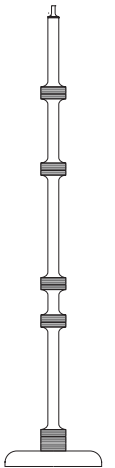
Lamping: 6W dim-to-warm LED component

Weight: 4.25lb / 1.9kg

Prices: **STR49\_A\*** (ash) **STR49\_BL\*** (black) **STR49\_M\*** (maple) **STR49\_W\*** (walnut)  
\*add\_**SB** (metal shade, black) \*add\_**SW** (metal shade, white): \$1625 CAD

Typical lead times: 2-6 Weeks

Custom wood types are available upon request, cost may differ accordingly.



\*prices reflect standard models, please contact us for enquiries regarding customisation.

www.propellor.ca 1247 Cartwright Street, Vancouver, BC 604 682 6665 studio@propellor.ca