


A Teacher's Activity Guide for
*Princess Posey and the
Next-Door Dog*

Written by Stephanie Greene

Illustrated by Stephanie Roth Sisson



Published by G. P. Putnam's Sons

Teacher's Guide written by Debbie Gonzales




A Table of Contents

Book Marks.....	3
Discussion Questions.....	4
Letter Boxes.....	8
Character Wheel.....	9
Make a Simple Dog Toy.....	12
Answer Page.....	13
Acknowledgements.....	14

Book Marks

You are about to read a book that is ten chapters long! You might be able to read the entire book all at once. Don't worry. You can use a book mark to save your place. There are three book marks printed just for you on the page below. Print them on thick cardstock or regular computer paper. After they've been printed, cut them out and write your name in the space below the *Princess Posey and the Next Door Dog* book cover. Now you're ready to get reading!

Simply read one or two chapters and then, when you're finished, mark your place with your very own bookmark. Later, when you're ready to read again, open to the place you left off and enjoy!

		
My Bookmark	My Bookmark	My Bookmark

Discussion Questions

Chapter One – Big Excitement:

1. What was the big excitement in Miss Lee's class?
2. Miss Lee used her 'pay-attention voice'.
 - a. What does that mean?
 - b. Has your teacher ever used a 'pay-attention' voice?
 - c. If so, what did you do?
3. What was Luca's puppy's name?
 - a. What did he look like?
 - b. What did Posey think about him?
4. How do you think Posey felt when Miss Lee gave the assignment to write about one's pets?
5. How did she feel when Miss Lee changed the assignment?

Chapter Two – Pains in the Neck:

1. What does the saying 'pain in the neck' mean? Do you know?
2. Why can't Posey have a pet?
3. How did Posey feel when she was sitting alone in the swing?
 - a. What was troubling her?
 - b. Have you ever felt like this? When?
4. Tyler and Nick played a mean trick on Posey. What was it?
 - a. How did Posey feel when they played the mean trick on her?
 - b. How would you feel if you were Posey?
 - c. Has something like this ever happened to you? Tell about it.
5. Posey promises to show Nick and Tyler that she's a big kid. How will she do it?
6. Are there ways that Nick and Tyler are similar to Posey? What are they?
7. In what ways are Nick and Tyler different than Posey?

Chapter Three – An Alive Pet:

1. What is Posey's secret?
2. What happened to her when she was little?
3. Who or what is Roger?
4. Why can't Posey write a story about Roger?

Chapter Four – The Next-Door Dog

1. What does Posey discover when she arrives home with Gramps after school?
2. Why does Posey wear her tutu, veil, and necklace when she goes outside to swing after school?
3. How do the tutu, veil, and necklace make her feel?
4. When she first heard the next-door dog barking, Posey got so excited that she stopped swinging.
 - a. What happened that made her frightened?
 - b. What made her mood change so suddenly?
5. How do you feel about big, big dogs? Do you like big dogs that make giant-sized barking sounds?
6. Can you understand how Posey might be frightened by the scary sounding barks from a dog that she could not see? How would you feel?

Chapter Five – You Can't Tell a Dog By Its Bark

1. Tyler and Nick see Posey run up the steps and into her house.
 - a. How do you think they feel about Posey's feelings?
 - b. Do you think they'd like to help her?
 - c. Or would they rather tease her? Explain your answer.
2. What was Gramps doing when Posey entered the house?
 - a. How does Posey feel about Gramps?
 - b. How do you feel about Gramps?
3. What was Gramps' childhood dog named? What kind of dog was it? Was it scary?

4. What is Gramps' secret about discovering the temperament of a dog? How do you know if a dog is scary or nice, according to Gramps?

Chapter Six – Now or Never

1. Miss Lee states that tomorrow is the last day to complete the pet story assignment. Posey makes a decision to do something very brave. What is it?
2. Why couldn't she go with her mom to meet the dog next door?
3. Why must she do this scary thing all on her own?

Chapter Seven – Being Brave

1. How did Posey prepare herself to confront the next-door dog? How did she muster up enough confidence to do a very scary thing?
2. What did Princess Posey discover when she ran all the way around the hedge?
3. The big, brown, giant-sized dog was crying. What was wrong?
4. The last line of this chapter says, "There was only one thing for Posey to do" (58). What is that one thing?

Chapter Eight – Hero's Hero

1. Posey must make a decision whether or not to help the dog. What are some of the risks involved in helping?
2. What fear must Posey overcome before she can help?
3. How did she know that it would be all right to help this dog? What was special about it?
4. What would you do if you were Posey?
5. In the end, how did the dog respond to Posey's help?
6. Is Posey a hero?
 - a. What is a hero like?
 - b. What kinds of things do heroes do?
 - c. Are heroes brave?

- d. What does brave mean?
 - e. Are all heroic acts big?
 - f. Can they sometime be small acts of kindness?
7. In what ways can you be a hero?

Chapter Nine – Don't Be Afraid

1. What is the dog's name?
2. What is his owner's name?
3. What kind of a dog is Hero? Describe him.
4. What do Nick and Tyler think about Hero?
5. What does Tyler think about Posey now? How do you know?
6. What were Nick and Tyler thinking when they saw brave Posey walking Hero on a leash?
7. What did Posey learn about herself after all?

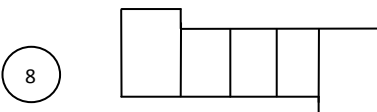
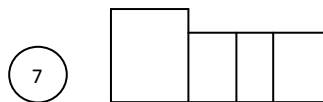
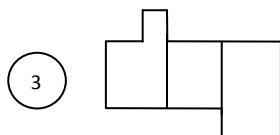
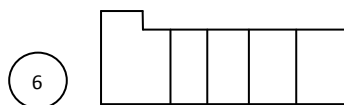
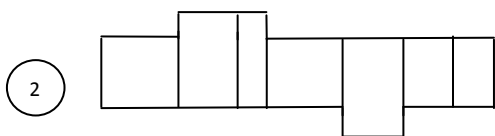
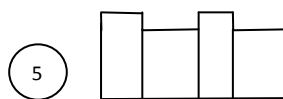
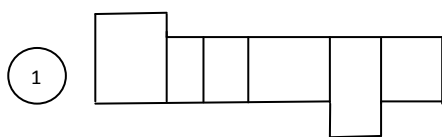
Chapter Ten – He's My Hero

1. What was Posey's story about?
2. What word did her mother help her spell?
3. How did Hero help Posey?
4. In helping Hero, what did Posey learn about herself?
5. When you help others, how do you feel afterwards?

Letter Boxes

Study the shapes of the word boxes below. Look at the shapes letters make when they join together to form words. Some letters are small boxes. Some letters ascend, or reach up high. Some descend, or fall below the line.

See if you can discover which words from the story fit in the right series of boxes. Write the correct letters in the boxes and spell the words all by yourself!



Posey tutu Hero dog brave
woof whimper Gramps

Character Wheel

Objective: To analyze character traits through the use of a manipulative game.

Materials needed:

- Scissors
- Cardstock
- Pages 10 and 11 of this guide
- The book *Princess Posey and the Next-Door Dog*

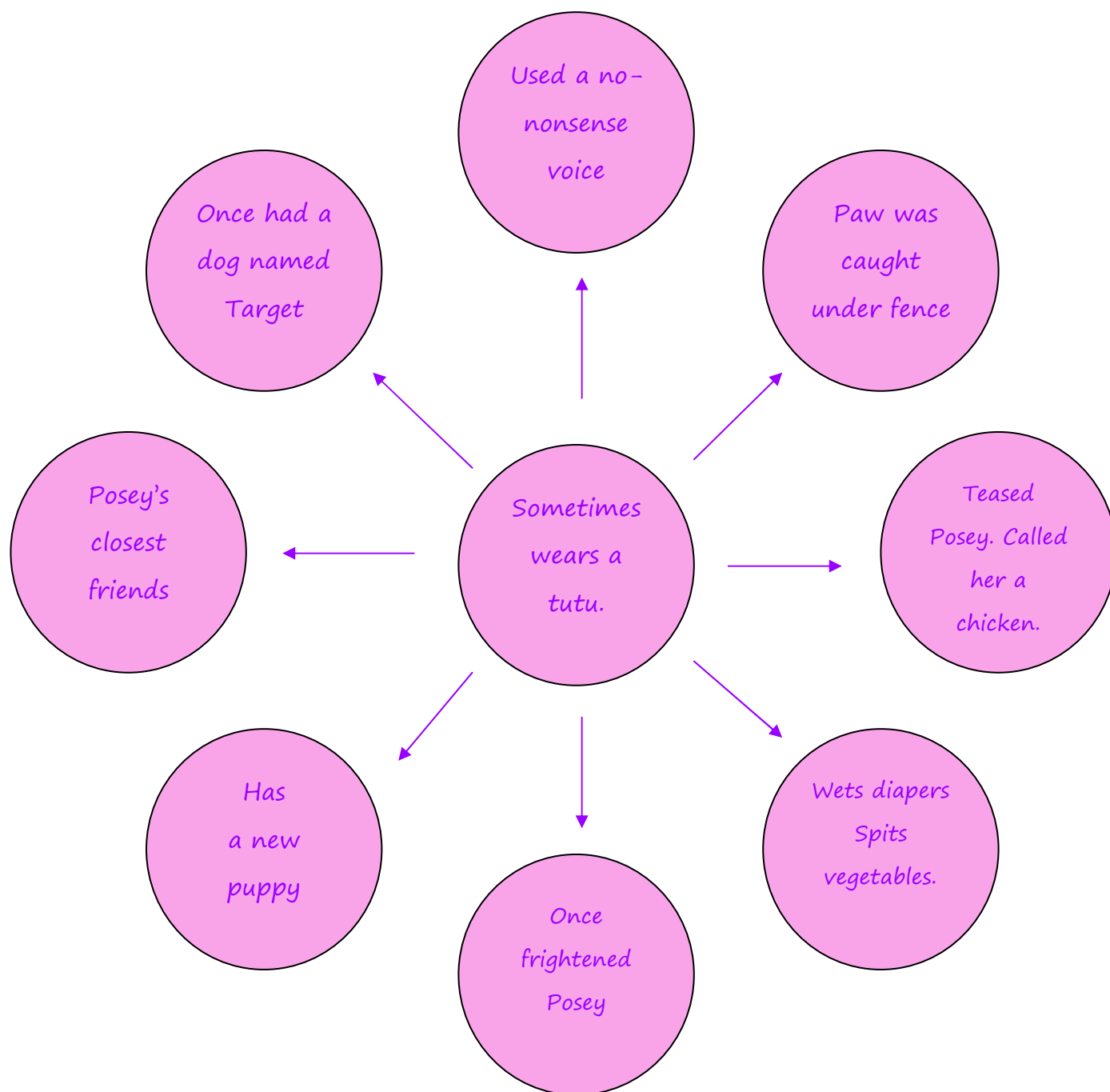
Procedure:

- Print pages 10 and 11 on cardstock
- Use page 10 as game board
- Cut out the character circles found on page 11
- Assist the child in reading the various character traits listed in the circular shapes on page 10
- Match the appropriate character(s) circles on the designated space on the game board
- Encourage the child to thumb through the book to discover the exact page in which the character(s) action is depicted.

Conclusion:

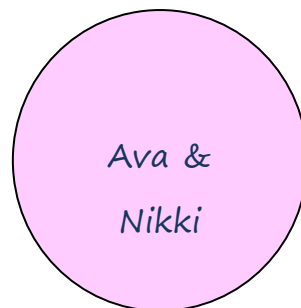
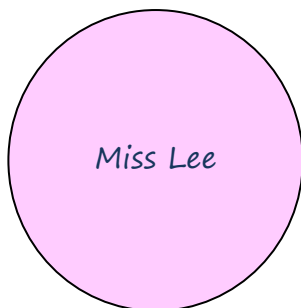

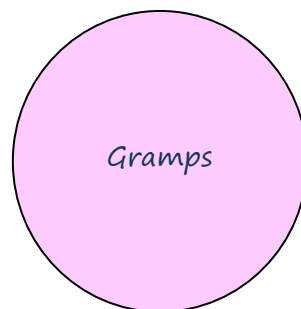


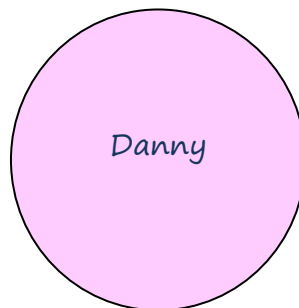

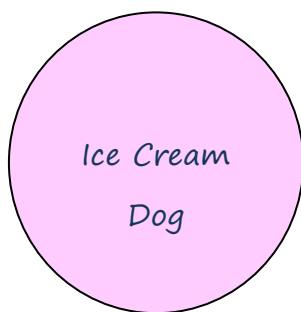
- Engage in a discussion regarding the various characters in the story.
- Encourage an emotional connection with the characters, the child, and perhaps you, the adult.

Princess Posey and the Next-Door Dog Character Wheel



Princess Posey and the Next-Door Dog Character Wheel

Character Circles



Make a Simple Dog Toy


Objective: To create an inexpensive dog toy that is simplistic enough to employ the child's creative ability while making something that one's dog will truly enjoy playing with.

Materials:


- 1/3 yard strip of fleece fabric
- Scissors

Procedure:


- Lay the fabric out flat.



- Cut 3 to 4 inch strips, lengthwise.
- Knot the strips together at various strip segments. Knot it in random places. Big knots. Small knots. Leave blank places where the unknotted fabric is exposed.



- Give the toy to your dog. They love to play tug-o-war with it, shake it, or even cuddle up to take a nap with it!

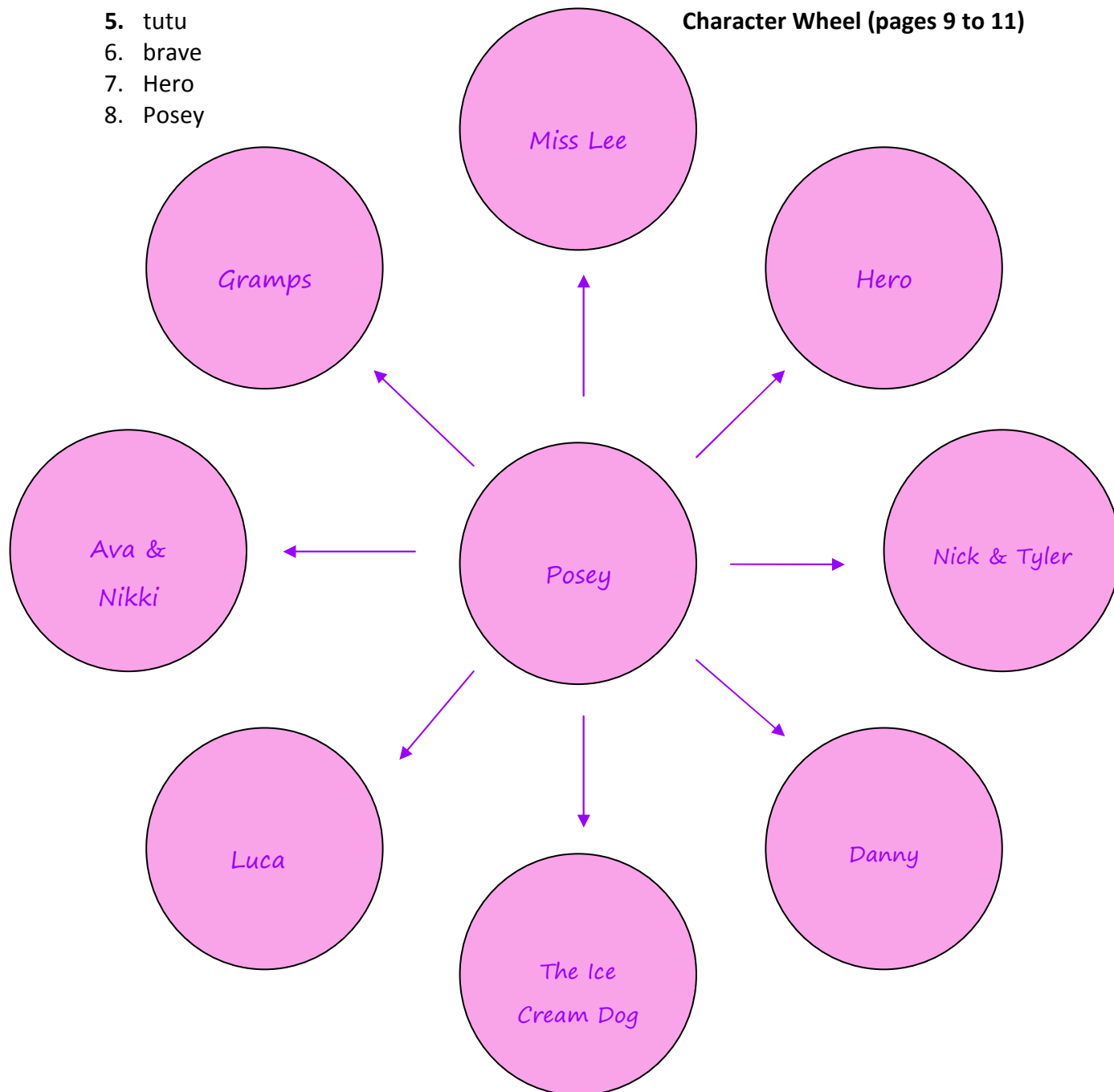


Answer Page

Letter Boxes (page 8):

1. Gramps
2. whimper
3. dog
4. woof
5. tutu
6. brave
7. Hero
8. Posey

Character Wheel (pages 9 to 11)



Acknowledgments

Author

Stephanie Greene

www.stephaniegreenebooks.com

Illustrator

Stephanie Roth Sisson

www.stephanitely.com

Guide Creator

Debbie Gonzales

www.debbiegonzales.com

ReaderKidZ

www.readerkidz.com