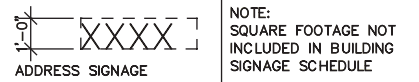


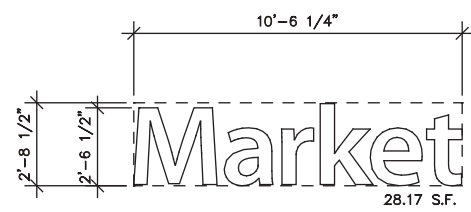

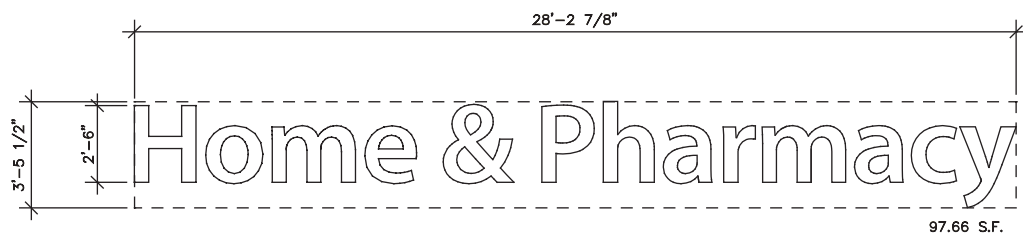
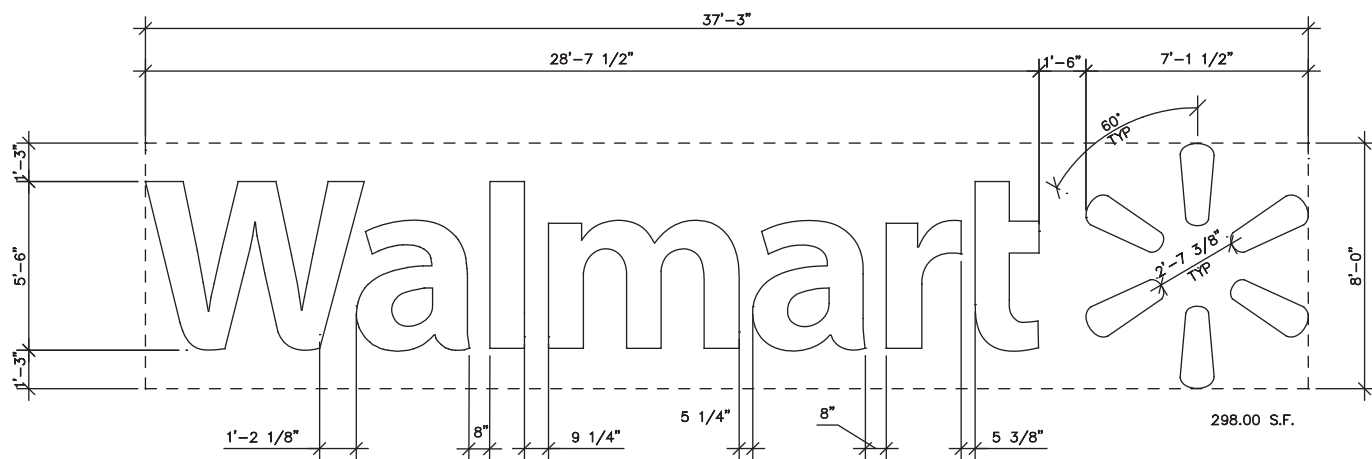


Building Signage

Sign	#	Type	Color	Height	Illumination	Sq. Ft.	Total Sq.Ft.
Walmart Main Sign	1	Business	White/Yellow	8'-0"	Internally Lit.	298.00	298.00
Home & Pharmacy	1	Directional	White	3'-6"	Non Lit.	97.66	97.66
Market	1	Directional	White	2'-9"	Non Lit.	28.17	28.17
Outdoor Living	1	Directional	White	3'-5"	Non Lit.	77.17	77.17
Pharmacy Drive-Thru	2	Directional	White	2'-10"	Non Lit.	74.66	149.32
Pharmacy Drive-Thru	1	Directional	White	8'-0"	Non Lit.	39.90	39.90
* Business & Signage Total Sq. Ft. (Excludes Monument Signage)							690.22

Site Signage



Site Signage

Sign	#	Type	Color	# of Panels	Illumination	Sq. Ft.	Total Sq.Ft.
Walmart Monument Sign	1	Directional	Blue/White/Yellow	2 Sided	Internal	95.00	95.00
* Site Signage Total Sq. Ft.							95.00