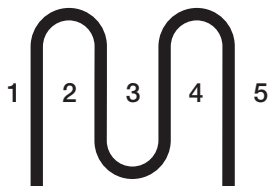


The Original Ribbon® Rack—IDSA National Design Award Winner

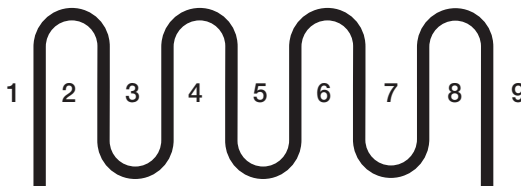
PERMANENT DESIGN COLLECTION—MUSEUM OF MODERN ART

Loading Pattern

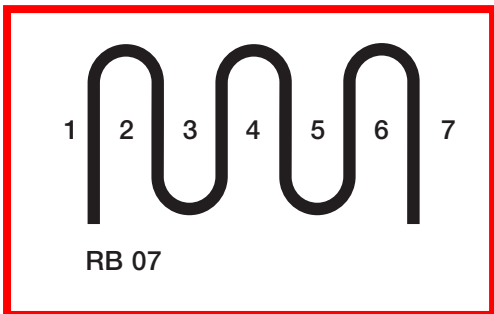
The loading pattern of the Ribbon® Rack is one bicycle in each bend and one on each end.



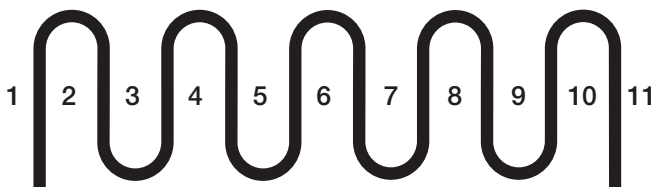
RB 05



RB 09



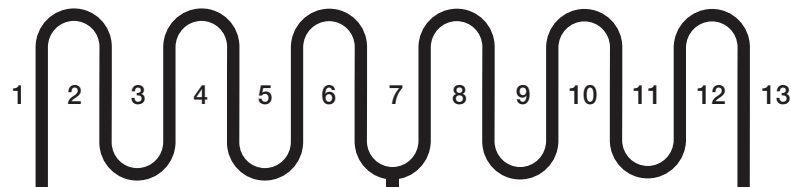
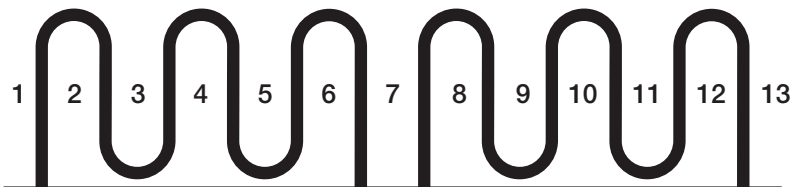
RB 07



RB 11

Making Ribbon® Racks Appear Continuous

By placing the Ribbon® Rack in a series, one foot on center, end to end, the racks will appear continuous. As the ends count as a space, one space is given up to achieve the continuous look. The example below shows how two 7-capacity racks can appear to be continuous and are equivalent to a 13-capacity unit.



A A A RIBBON BIKE RACK CO.
Division of:
BRANDIR INTERNATIONAL, INC.
521 Fifth Avenue, 17th Floor
New York NY 10175-1799 USA
Phone: **800-849-3488**
Email: info@ribbonrack.com
Web: ribbonrack.com