


PINTEREST CHECKLIST

first things first:


1. SET UP A BUSINESS ACCOUNT TO TRACK ANALYTICS
2. VERIFY YOUR WEBSITE
3. CREATE LIFESTYLE BOARDS THAT YOU CAN NATURALLY MIX YOUR PRODUCTS INTO
** remember! don't create boards called "items from my shop". create boards that cover a larger topic, then add pins from your shop into the mix.*

do's and don'ts:

4. USE VERTICAL IMAGES, RATHER THAN HORIZONTAL



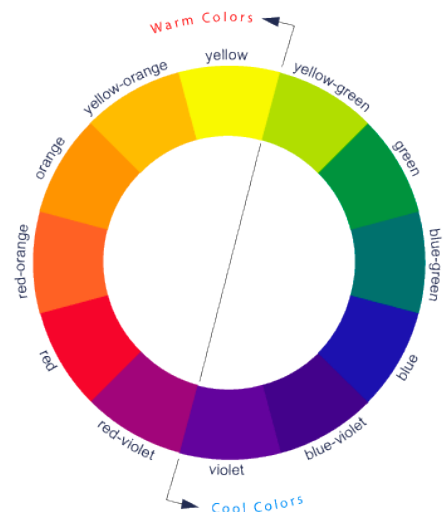
5. USE THE MAXIMUM DIMENSIONS:



736 px wide

*as tall
as you want*

6. NO FACES
7. USE WARM COLORS, RATHER THAN COOL COLORS:



8. BEST TIMES TO POST: **2-4PM AND 8-11PM**
9. START A BLOG
10. SEE WHAT PEOPLE ARE PINNING: **[PINTEREST.COM/SOURCE/YOUR-URL-HERE](https://pinterest.com/source/your-url-here)**
*** HAVE FUN!**