

Project:

# Park City, UT Residence Phase 2 - Clerestory

Schedule, Specification, Elevations and Details

Contents	Page
Schedule	S 1 - S 7
Specifications, Materials	S 8
Revisions	S 9
Elevations	E 1 - E 46
Details	D 1 - D 12
Installation Layout	i 1 - i 12

# Schedule

Park City, UT Residence - Phase 2



Case #	Unit #	Location	Qty	Description	Lapped Corner [from exterior]	Notch [from exterior]	Glass size [mm]		Metal type	Glass type	Elevation Page
							width	height			
W2-001	401A	Hearth	1	Parallelogram Fixed Window	right	-	2032 6'-8"	610 2'-0"	M2	G20	E 1
W2-002	401B	Hearth	1	Parallelogram Fixed Window	left	-	1016 3'-4"	610 2'-0"	M2	G20	E 1
W2-003	402B	Breakfast	1	Parallelogram Fixed Window	right	-	2616 8'-7"	610 2'-0"	M2	G20	E 5
W2-004	402C	Breakfast	1	Parallelogram Fixed Window	left	-	1016 3'-4"	610 2'-0"	M2	G20	E 5
W2-005	403B	Kitchen	1	Parallelogram Fixed Window	right	-	2636 8'-7 3/4"	610 2'-0"	M2	G20	E 8
W2-006	403C	Kitchen	1	Parallelogram Fixed Window	left	-	776 2'-6 9/16"	610 2'-0"	M2	G20	E 8
W2-007	404B	Panty	1	Parallelogram Fixed Window	right	-	2696 8'-10 1/8"	610 2'-0"	M2	G20	E 11
W2-008	404C	Panty	1	Parallelogram Fixed Window	left	-	751 2'-5 9/16"	610 2'-0"	M2	G20	E 11
W2-009	406B	Dining	1	Parallelogram Fixed Window	right	-	3202 10'-6 1/16"	610 2'-0"	M2	G20	E 14
W2-010	406C	Dining	1	Parallelogram Fixed Window	left	-	610 2'-0"	755 2'-5 3/4"	M2	G20	E 14
W2-011	407B	Stair	1	Parallelogram Fixed Window	right	-	2958 9'-8 7/16"	610 2'-0"	M2	G20	E 17
W2-012	407C	Stair	1	Parallelogram Fixed Window	left & right	-	1028 3'-4 1/2"	473 1'-6 5/8"	M2	G20	E 17
W2-014	408B	Bar	1	Parallelogram Fixed Window	-	-	1520 4'-11 13/16"	559 1'-10"	M2	G20	E 20
W2-015	408C	Bar	1	Parallelogram Fixed Window	left & right	-	635 2'-1"	473 1'-6 5/8"	M2	G20	E 20
W2-016	408E	Bar	1	Parallelogram Fixed Window	right	-	239 9 7/16"	559 1'-10"	M2	G20	E 20
W2-017	409D	Living	1	Parallelogram Fixed Window	-	-	494 1'-7 7/16"	381 1'-3"	M2	G20	E 21

# Schedule

Park City, UT Residence - Phase 2



Case #	Unit #	Location	Qty	Description	Lapped Corner [from exterior]	Notch [from exterior]	Glass size [mm]		Metal type	Glass type	Elevation Page
							width	height			
W2-018	410B	Living	1	Parallelogram Fixed Window	-	-	133 5 1/4"	349 1'-1 3/4"	M2	G20	E 26
W2-019	410C	Living	1	Parallelogram Fixed Window	left	-	2241 7'-4 1/4"	1071 3'-6 3/16"	M2	G20	E 23
W2-020	412A	Bath	1	Parallelogram Fixed Window	-	-	229 9"	375 1'-2 3/4"	M2	G20	E 26
W2-022	413B	Master Sitting	1	Parallelogram Fixed Window	left	-	2616 8'-7"	356 1'-2"	M2	G20	E 28
W2-023	413C	Master Sitting	1	Parallelogram Fixed Window	right	-	667 2'-2 1/4"	356 1'-2"	M2	G20	E 28
W2-024	414A	Master Bedroom	1	Parallelogram Fixed Window	-	-	1585 5'-2 3/8"	406 1'-4"	M2	G20	E 30
W2-025	414B	Master Bedroom	1	Parallelogram Fixed Window	-	-	1489 4'-10 5/8"	452 1'-5 13/16"	M2	G20	E 32
W2-026	414C	Master Bedroom	1	Parallelogram Fixed Window	right	-	787 2'-7"	722 2'-4 7/16"	M2	G20	E 31
W2-027	414D	Master Bedroom	1	Parallelogram Fixed Window	left	-	1852 6'-15/16"	722 2'-4 7/16"	M2	G20	E 31
W2-028	416B	Hall	1	Parallelogram Fixed Window	left	-	2783 9'-1 9/16"	397 1'-3 5/8"	M2	G20	E 35
W2-029	416C	WC	1	Parallelogram Fixed Window	right	-	787 2'-7"	397 1'-3 5/8"	M2	G20	E 35
W2-030	418A	Master Closet	1	Parallelogram Fixed Window	-	-	933 3'-3/4"	394 1'-3 1/2"	M2	G20	E 35
W2-031	418B	Master Closet	1	Parallelogram Fixed Window	-	-	300 11 13/16"	400 1'-3 3/4"	M2	G20	E 37
W2-032	418C	WC	1	Parallelogram Fixed Window	right	-	597 1'-11 1/2"	322 1'-11/16"	M2	G20	E 38
W2-033	418E	Master Closet	1	Parallelogram Fixed Window	left	-	2206 7'-2 7/8"	322 1'-11/16"	M2	G20	E 38
W2-034	419A	Master Bath	1	Polygon Fixed Window	-	-	384 1'-3 1/8"	406 1'-4"	M2	G20	E 40

English measurements are rounded to the nearest 1/16". Units will be manufactured to the above metric measurements.

# Schedule

Park City, UT Residence - Phase 2



Case #	Unit #	Location	Qty	Description	Lapped Corner [from exterior]	Notch [from exterior]	Glass size [mm]		Metal type	Glass type	Elevation Page
							width	height			
W2-035	419C	Master Bath	1	Parallelogram Fixed Window	left	-	3249 10'-7 15/16"	415 1'-4 5/16"	M2	G20	E 41
W2-036	419D	Master Bath	1	Polygon Fixed Window	right	-	593 1'-11 3/8"	415 1'-4 5/16"	M2	G20	E 41
W2-037	501A	Hearth	1	Trapezoid Fixed Window	right	-	794 2'-7 1/4"	518 1'-8 3/8"	M2	G20	E 2
W2-038	501B	Hearth	1	Trapezoid Fixed Window	-	-	2591 8'-6"	1295 4'-3"	M2	G20	E 2
W2-039	502A	Breakfast	1	Polygon Fixed Window	-	right	1616 5'-3 5/8"	2514 8'-3"	M2	G20	E 3
W2-040	502C	Breakfast	1	Trapezoid Fixed Window	left	-	3691 12'-1 5/16"	1483 4'-10 3/8"	M2	G20	E 4
W2-041	502D	Breakfast	1	Trapezoid Fixed Window	right	-	178 7"	418 1'-4 7/16"	M2	G20	E 4
W2-042	503A	Kitchen	1	Polygon Fixed Window	-	right	1017 3'-4 1/16"	2575 8'-5 3/8"	M2	G20	E 6
W2-043	503C	Kitchen	1	Trapezoid Fixed Window	left	-	3933 12'-10 13/16"	1523 4'-11 15/16"	M2	G20	E 7
W2-044	503D	Kitchen	1	Polygon Fixed Window	-	-	448 1'-5 5/8"	794 2'-7 1/4"	M2	G20	E 6
W2-045	504B	Pantry	1	Polygon Fixed Window	-	right	640 2'-1 3/16"	2633 8'-7 11/16"	M2	G20	E 9
W2-046	504C	Pantry	1	Polygon Fixed Window	-	-	710 2'-3 15/16"	1108 3'-7 5/8"	M2	G20	E 9
W2-047	505A	Powder	1	Trapezoid Fixed Window	left	-	4060 13'-3 13/16"	1600 5'-3"	M2	G20	E 10
W2-048	506B	Dining	1	Polygon Fixed Window	-	-	710 2'-3 15/16"	1108 3'-7 5/8"	M2	G20	E 12
W2-049	506C	Dining	1	Polygon Fixed Window	-	right	519 1'-8 7/16"	2565 8'-5"	M2	G20	E 12
W2-050	506D	Dining	1	Trapezoid Fixed Window	left	-	4013 13'-2"	1499 4'-11"	M2	G20	E 13

English measurements are rounded to the nearest 1/16". Units will be manufactured to the above metric measurements.

# Schedule

Park City, UT Residence - Phase 2



Case #	Unit #	Location	Qty	Description	Lapped Corner [from exterior]	Notch [from exterior]	Glass size [mm]		Metal type	Glass type	Elevation Page
							width	height			
W2-051	506E	Dining	1	Trapezoid Fixed Window	right	-	152 6"	397 1'-3 5/8"	M2	G20	E 13
W2-052	507A	Dining	1	Polygon Fixed Window	-	-	457 1'-6"	803 2'-7 5/8"	M2	G20	E 15
W2-053	507B	Dining	1	Polygon Fixed Window	-	right	711 2'-4"	2540 8'-4"	M2	G20	E 15
W2-054	507C	Stair	1	Trapezoid Fixed Window	left	-	3374 11'-13/16"	1524 5'-0"	M2	G20	E 16
W2-055	507D	Stair	1	Trapezoid Fixed Window	-	-	570 1'-10 7/16"	647 2'-1 1/2"	M2	G20	E 16
W2-056	507E	Stair	1	Trapezoid Fixed Window	right	-	360 1'-2 3/16"	1564 5'-1 9/16"	M2	G20	E 18
W2-057	508A	Bar	1	Polygon Fixed Window	-	right	1092 3'-7"	2291 7'-6 3/16"	M2	G20	E 18
W2-058	508B	Bar	1	Trapezoid Fixed Window	left	-	2870 9'-5"	1194 3'-11"	M2	G20	E 19
W2-059	508C	Bar	1	Trapezoid Fixed Window	right	-	1093 3'-7 1/16"	1448 4'-9"	M2	G20	E 21
W2-060	508D	Bar	1	Trapezoid Fixed Window	-	-	558 1'-9 15/16"	436 1'-5 3/16"	M2	G20	E 19
W2-061	509A	Living	1	Polygon Fixed Window	-	right	1290 4'-2 13/16"	1998 6'-6 11/16"	M2	G20	E 21
W2-062	509B	Living	1	Trapezoid Fixed Window	left	-	2761 9'-11/16"	1000 3'-3 3/8"	M2	G20	E 22
W2-063	509C	Living	1	Polygon Fixed Window	left & right	-	600 1'-11 5/8"	723 2'-4 7/16"	M2	G20	E 23
W2-064	509D	Living	1	Polygon Fixed Window	right	-	1494 4'-10 13/16"	1643 5'-4 11/16"	M2	G20	E 24
W2-065	509E	Living	1	Polygon Fixed Window	-	left	1919 6'-3 9/16"	2960 9'-8 9/16"	M2	G20	E 24
W2-066	509G	Living	1	Polygon Fixed Window	-	left	917 3'-1/8"	1135 3'-8 11/16"	M2	G20	E 23

English measurements are rounded to the nearest 1/16". Units will be manufactured to the above metric measurements.

# Schedule

Park City, UT Residence - Phase 2



Case #	Unit #	Location	Qty	Description	Lapped Corner [from exterior]	Notch [from exterior]	Glass size [mm]		Metal type	Glass type	Elevation Page
							width	height			
W2-067	509H	Living	1	Trapezoid Fixed Window	-	-	605	268	M2	G20	E 22
							1'-11 13/16"	10 9/16"			
W2-068	510A	Living	1	Trapezoid Fixed Window	right	-	3826	1886	M2	G20	E 25
							12'-6 5/8"	6'-2 1/4"			
W2-069	510B	Living	1	Trapezoid Fixed Window	left	-	721	676	M2	G20	E 25
							2'-4 3/8"	2'-2 5/8"			
W2-070	512A	Bath	1	Polygon Fixed Window	-	left	1968	2718	M2	G20	E 26
							6'-5 1/2"	8'-11"			
W2-071	512B	Bath	1	Trapezoid Fixed Window	right	-	3869	1685	M2	G20	E 27
							12'-8 5/16"	5'-6 5/16"			
W2-072	512D	Bath	1	Polygon Fixed Window	-	right	770	1321	M2	G20	E 27
							2'-6 5/16"	4'-4"			
W2-073	512E	Bath	1	Polygon Fixed Window	right	-	1765	2151	M2	G20	E 29
							5'-9 1/2"	7'-11/16"			
W2-074	512F	Bath	1	Polygon Fixed Window	-	left	458	2667	M2	G20	E 29
							1'-6 1/16"	8'-9"			
W2-076	514A	Master Bedroom	1	Trapezoid Fixed Window	right	-	2421	1670	M2	G20	E 30
							7'-11 5/16"	5'-5 3/4"			
W2-077	514B	Master Bedroom	1	Polygon Fixed Window	-	-	1225	1905	M2	G20	E 31
							4'-1/4"	6'-3"			
W2-078	514C	Master Bedroom	1	Polygon Fixed Window	right	-	2054	2734	M2	G20	E 31
							6'-8 7/8"	8'-11 5/8"			
W2-079	514D	Master Bedroom	1	Trapezoid Fixed Window	-	-	2847	1735	M2	G20	E 33
							9'-4 1/16"	5'-8 5/16"			
W2-080	514E	Master Bedroom	1	Trapezoid Fixed Window	-	-	728	785	M2	G20	E 33
							2'-4 11/16"	2'-6 7/8"			
W2-081	514F	Master Bedroom	1	Trapezoid Fixed Window	-	-	775	846	M2	G20	E 30
							2'-6 1/2"	2'-9 5/16"			
W2-082	514G	Master Bedroom	1	Trapezoid Fixed Window	left	-	610	1543	M2	G20	E 34
							2'-0"	5'-3/4"			
W2-083	515A	WC	1	Polygon Fixed Window	-	-	2420	2822	M2	G20	E 34
							7'-11 1/4"	9'-3 1/8"			

English measurements are rounded to the nearest 1/16". Units will be manufactured to the above metric measurements.

# Schedule

Park City, UT Residence - Phase 2



Case #	Unit #	Location	Qty	Description	Lapped Corner [from exterior]	Notch [from exterior]	Glass size [mm]		Metal type	Glass type	Elevation Page
							width	height			
W2-084	515B	WC	1	Trapezoid Fixed Window	-	-	3171 10'-4 13/16"	1835 6'-1/4"	M2	G20	E 36
W2-085	518A	Master Closet	1	Trapezoid Fixed Window	left	-	768 2'-6 1/4"	785 2'-6 7/8"	M2	G20	E 36
W2-086	518B	Master Closet	1	Polygon Fixed Window	-	-	2447 8'-5/16"	2930 9'-7 3/8"	M2	G20	E 37
W2-087	518C	Master Closet	1	Trapezoid Fixed Window	-	-	3776 12'-4 11/16"	2053 6'-8 13/16"	M2	G20	E 39
W2-088	519A	Master Bath	1	Polygon Fixed Window	-	-	611 2'-1/16"	1368 4'-5 7/8"	M2	G20	E 40
W2-089	519B	Master Bath	1	Polygon Fixed Window	-	left	1124 3'-8 1/4"	3020 9'-10 7/8"	M2	G20	E 40
W2-090	519C	Master Bath	1	Trapezoid Fixed Window	right	-	1765 5'-9 1/2"	2002 6'-6 13/16"	M2	G20	E 42
W2-091	519D	Master Bath	1	Trapezoid Fixed Window	left	-	2010 6'-7 1/8"	1388 4'-6 5/8"	M2	G20	E 42
W2-092	519E	Master Bath	1	Polygon Fixed Window	-	-	152 6"	762 2'-6"	M2	G20	E 42
W2-093	212A	Hall	1	Trapezoid Fixed Window	-	-	197 7 3/4"	2842 9'-3 7/8"	M2	G30	E 43
W2-094	212B	Hall	1	Trapezoid Fixed Window	-	-	281 11 1/16"	3103 10'-2 3/16"	M2	G30	E 43
W2-095	214A	Master Bedroom	1	Trapezoid Fixed Window	-	-	253 9 15/16"	2611 8'-6 13/16"	M2	G30	E 43
W2-096	214B	Master Bedroom	1	Fixed Window	-	-	178 7"	2794 9'-2"	M2	G30	E 44
W2-097	214C	Master Bedroom	1	Fixed Window	-	-	261 10 1/4"	2413 7'-11"	M2	G30	E 44
W2-098	214D	Master Bedroom	1	Trapezoid Fixed Window	-	-	194 7 5/8"	3045 9'-11 7/8"	M2	G30	E 44
W2-099	218A	Master Closet	1	Fixed Window	-	-	251 9 7/8"	2743 9'-0"	M2	G30	E 45

English measurements are rounded to the nearest 1/16". Units will be manufactured to the above metric measurements.



# Schedule

Park City, UT Residence - Phase 2



Case #	Unit #	Location	Qty	Description	Lapped Corner [from exterior]	Notch [from exterior]	Glass size [mm]		Metal type	Glass type	Elevation Page
							width	height			
W2-100	218B	Master Closet	1	Trapezoid Fixed Window	-	-	180	3473	M2	G30	E 45
							7 1/16"	11'-4 3/4"			
W2-101	218C	Master Closet	1	Fixed Window	-	-	226	2413	M2	G30	E 45
							8 7/8"	7'-11"			
W2-102	219A	Master Bath	1	Trapazoid Fixed Window	-	-	199	2880	M2	G30	E 46
							7 13/16"	9'-5 3/8"			
W2-103	219B	Master Bath	1	Fixed Window	-	-	188	2718	M2	G30	E 46
							7 3/8"	8'-11"			
W2-104	219C	Master Bath	1	Trapezoid Fixed Window	-	-	102	3148	M2	G30	E 46
							4"	10'-3 15/16"			

101

# Specification, Materials

Park City, UT Residence - Phase 2



Material	Type	Specification
Metal Type:	M2	14 Gauge Stainless Steel, Grade 304 mill finish where applicable
Glass:	G20	1" (25 mm) Insulated Glass Unit: 1/4" tempered Viracon VE1-2M Low E or equal / 1/2" airspace argon filled, black spacer / 1/4" clear tempered
	G30	1" [25 mm] solid laminate: 1/4" annealed, 0.060 PVB / 3/8" low iron annealed, 0.060 PVB / 1/4" clear annealed
Delivery:		One delivery to the project site in a 53' trailer is included.



IG = Insulated Glass Unit

# EXTERIOR VIEW!



The Case Group, LLC · 195 Cohoes Ave. · Green Island, NY 12183  
Phone: 518.720.3100 · Fax: 518.720.3110 · 1.800.227.3957

Drawing: **EXTERIOR Elevation Units:**  
W2-001, W2-002  
401A, 401B

Project: Park City, UT Residence, Phase 2

Architect: Wallace E. Cunningham, Inc.

Builder: Big D Construction

Scale: 1 : 16 (3/4" = 1'-0")  
Date: 12.04.2009  
Drawn by: g loeffel

Specifications:

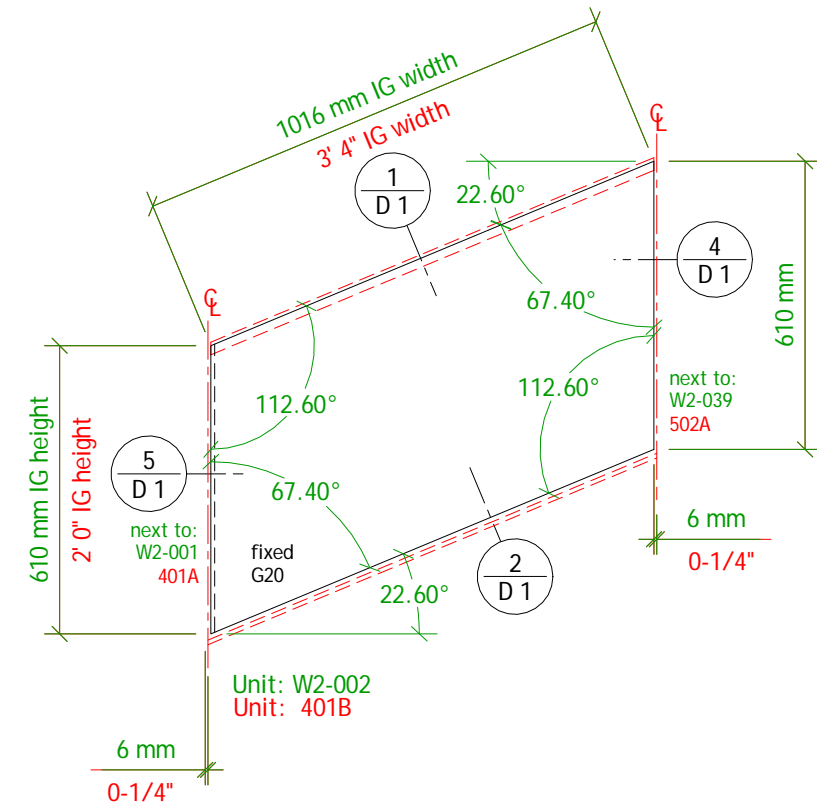
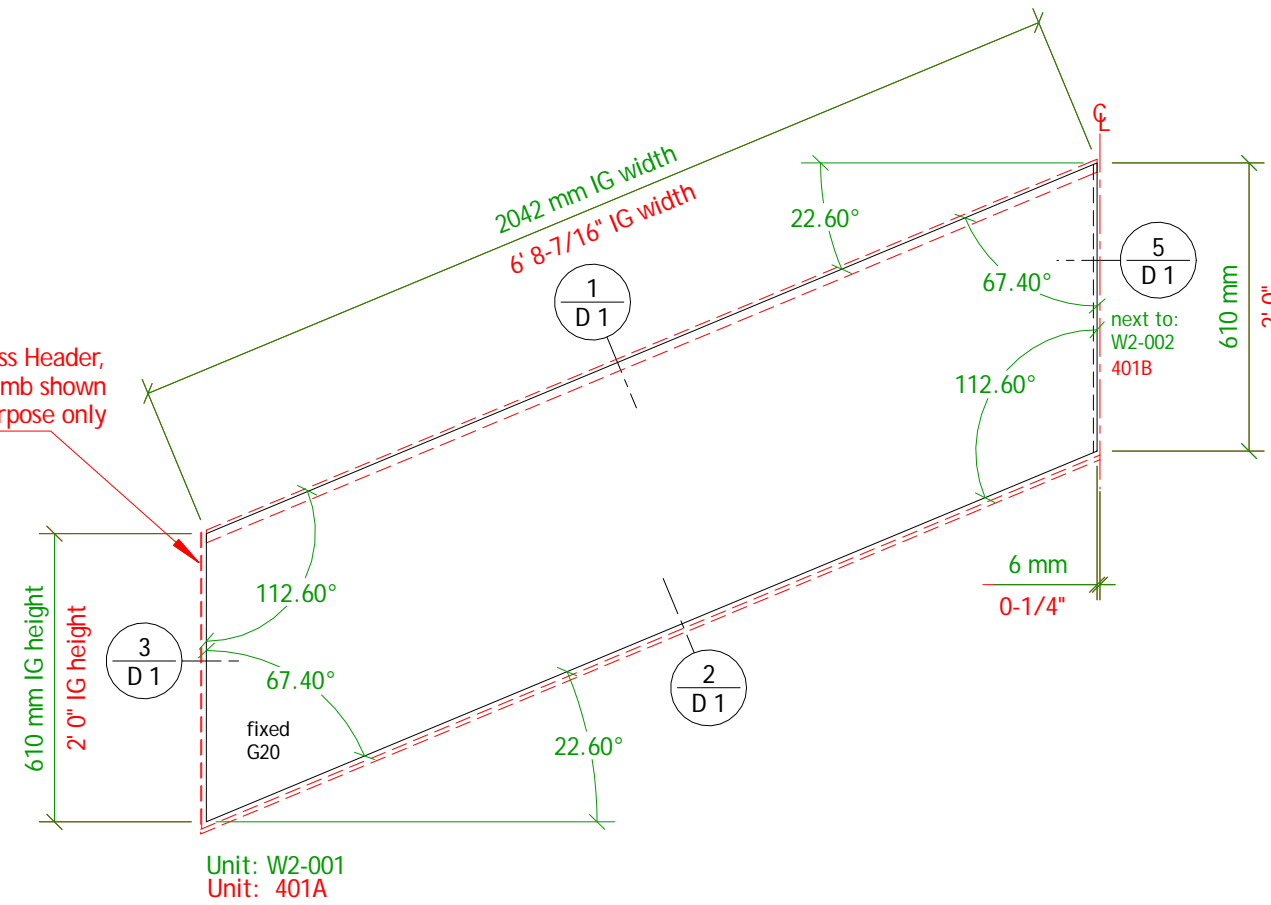
Schedule on Page: S 1 - S 7

Material Specifications on Page: S 8

Revision Date:

Revision Detail on Page: S 9

Stainless Header,  
Sill and Jamb shown  
for illustration purpose only



Inch measurements are rounded to the nearest 1/16";  
Units will be manufactured to metric dimensions.

Units are fully assembled if not otherwise noted

Drawing Number:  
Wm2-e01

Page:  
E 1

# EXTERIOR VIEW!

The Case Group, LLC · 195 Cohoes Ave. · Green Island, NY 12183  
 Phone: 518.720.3100 · Fax: 518.720.3110 · 1.800.227.3957

Drawing: **EXTERIOR Elevation Units:**  
 W2-037, W2-038  
 501A, 501B

Project: Park City, UT Residence, Phase 2

Architect: Wallace E. Cunningham, Inc.

Builder: Big D Construction

Scale: 1 : 16 (3/4" = 1'-0")  
 Date: 12.04.2009  
 Drawn by: g loeffel

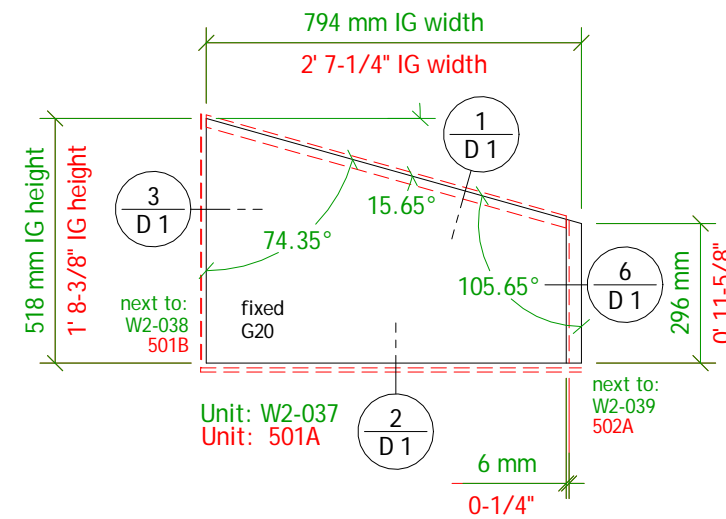
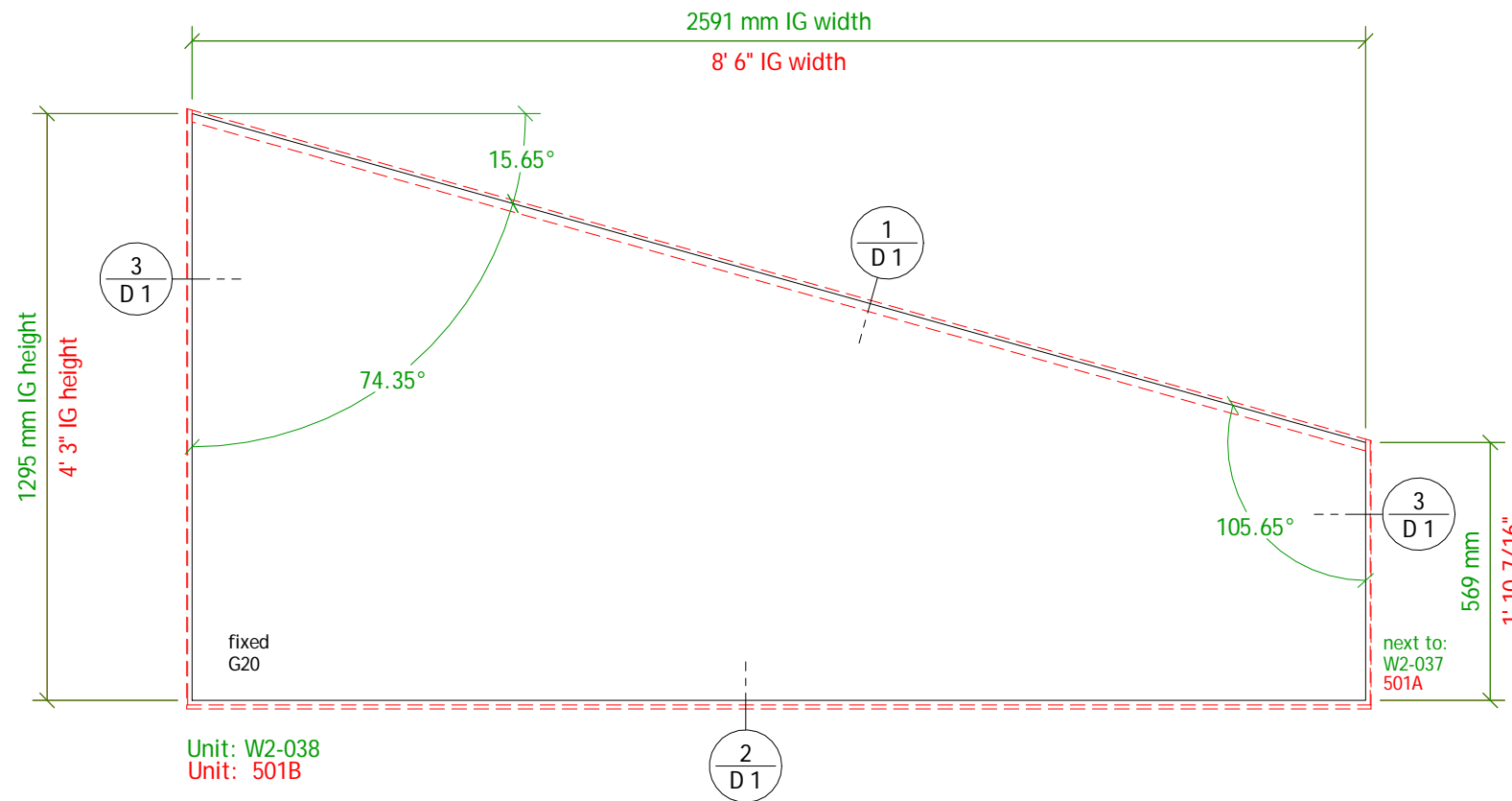
Specifications:

Schedule on Page: S 1 - S 7

Material Specifications on Page: S 8

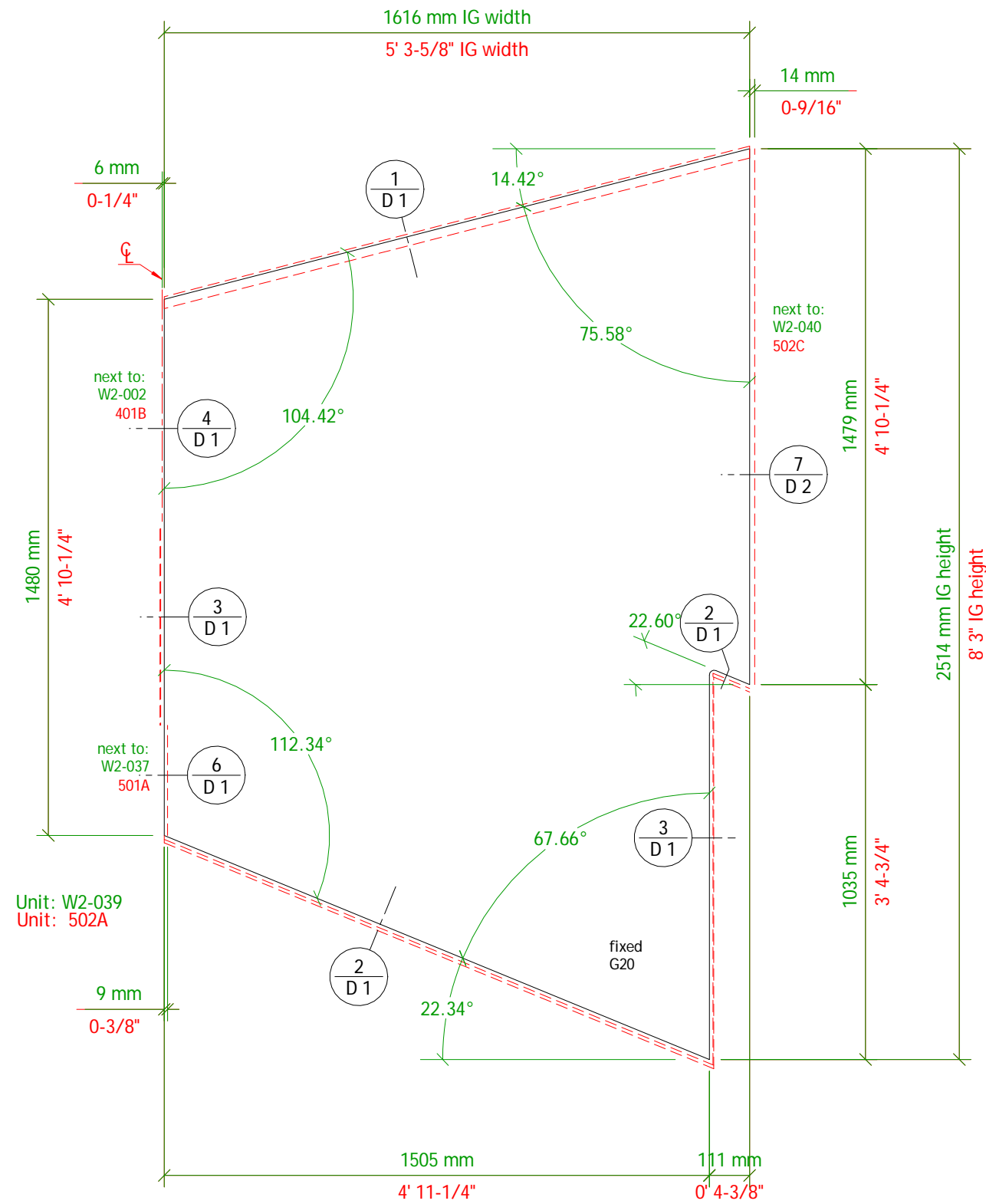
Revision Date:

Revision Detail on Page: S 9



Inch measurements are rounded to the nearest 1/16";  
 Units will be manufactured to metric dimensions.

**EXTERIOR VIEW!**



The Case Group, LLC · 195 Cohoes Ave. · Green Island, NY 12183  
Phone: 518.720.3100 · Fax: 518.720.3110 · 1.800.227.3957

Drawing: **EXTERIOR Elevation Units:**  
W2-039  
502A

Project: Park City, UT Residence, Phase 2

Architect: Wallace E. Cunningham, Inc.

Builder: Big D Construction

Scale: 1 : 16 (3/4" = 1'-0")  
Date: 12.04.2009  
Drawn by: g loeffel

Specifications:

Schedule on Page: S 1 - S 7

Material Specifications on Page: S 8

Revision Date:

Revision Detail on Page: S 9

Inch measurements are rounded to the nearest 1/16";  
Units will be manufactured to metric dimensions.

Units are fully assembled if not otherwise noted

Drawing Number:  
Wm2-e03

Page:  
E 3

IG = Insulated Glass Unit

# EXTERIOR VIEW!



The Case Group, LLC · 195 Cohoes Ave. · Green Island, NY 12183  
Phone: 518.720.3100 · Fax: 518.720.3110 · 1.800.227.3957

Drawing: **EXTERIOR Elevation Units:**  
W2-040, W2-041  
502C, 502D

Project: Park City, UT Residence, Phase 2

Architect: Wallace E. Cunningham, Inc.

Builder: Big D Construction

Scale: 1 : 16 (3/4" = 1'-0")  
Date: 12.04.2009  
Drawn by: g loeffel

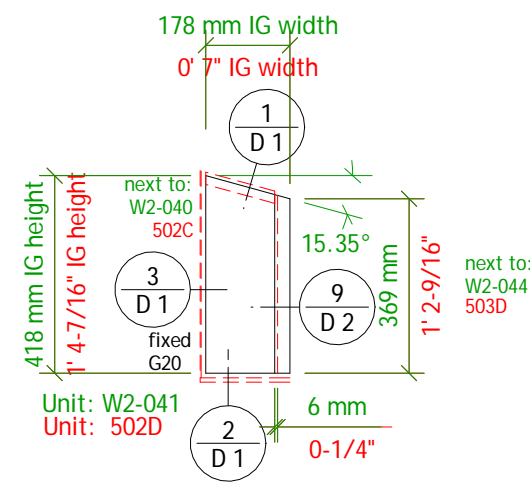
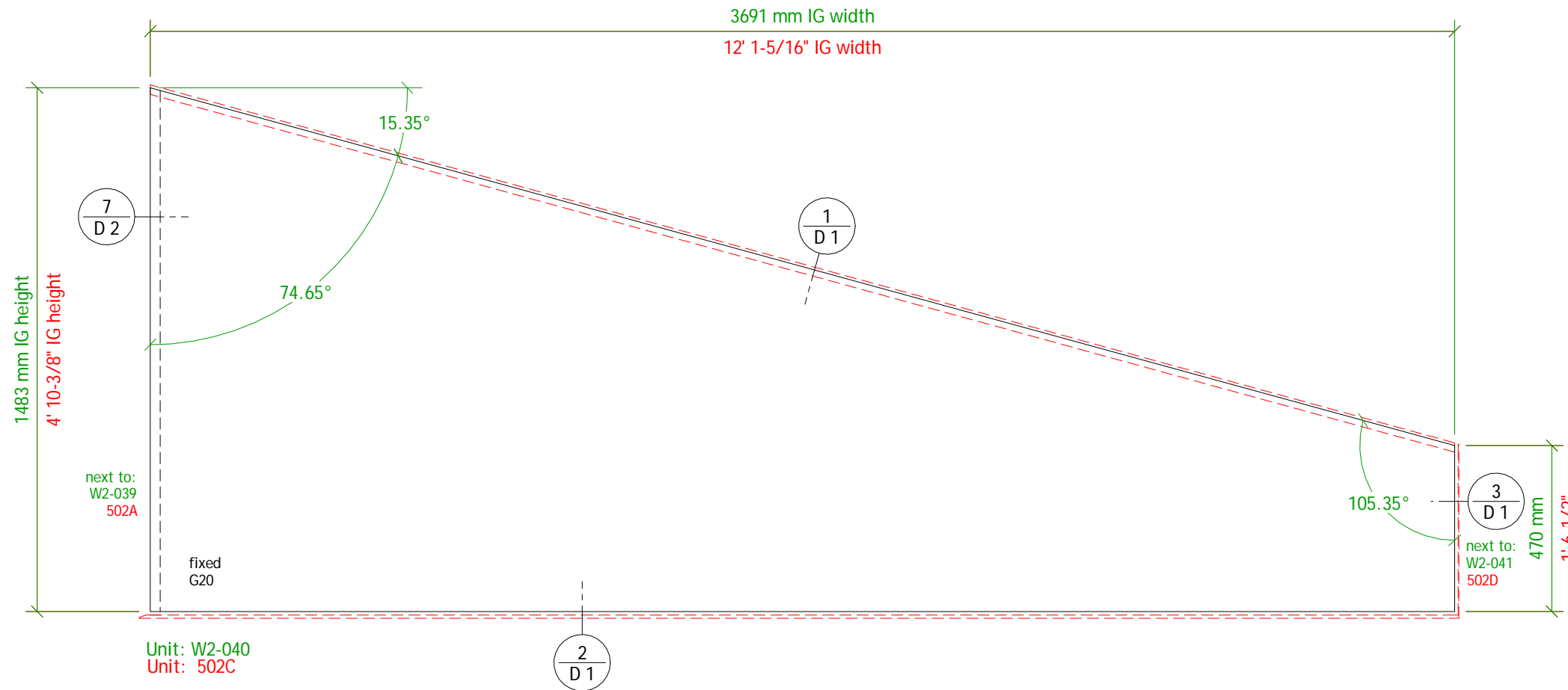
### Specifications:

Schedule on Page: S 1 - S 7

Material Specifications on Page: S 8

Revision Date:

Revision Detail on Page: S 9



Inch measurements are rounded to the nearest 1/16";  
Units will be manufactured to metric dimensions.

Units are fully assembled if not otherwise noted

Drawing Number:  
Wm2-e04

Page:  
E 4

IG = Insulated Glass Unit

# EXTERIOR VIEW!



The Case Group, LLC · 195 Cohoes Ave. · Green Island, NY 12183  
Phone: 518.720.3100 · Fax: 518.720.3110 · 1.800.227.3957

Drawing: **EXTERIOR Elevation Units:**  
W2-003, W2-004  
402B, 402C

Project: Park City, UT Residence, Phase 2

Architect: Wallace E. Cunningham, Inc.

Builder: Big D Construction

Scale: 1 : 16 (3/4" = 1'-0")

Date: 12.04.2009

Drawn by: g loeffel

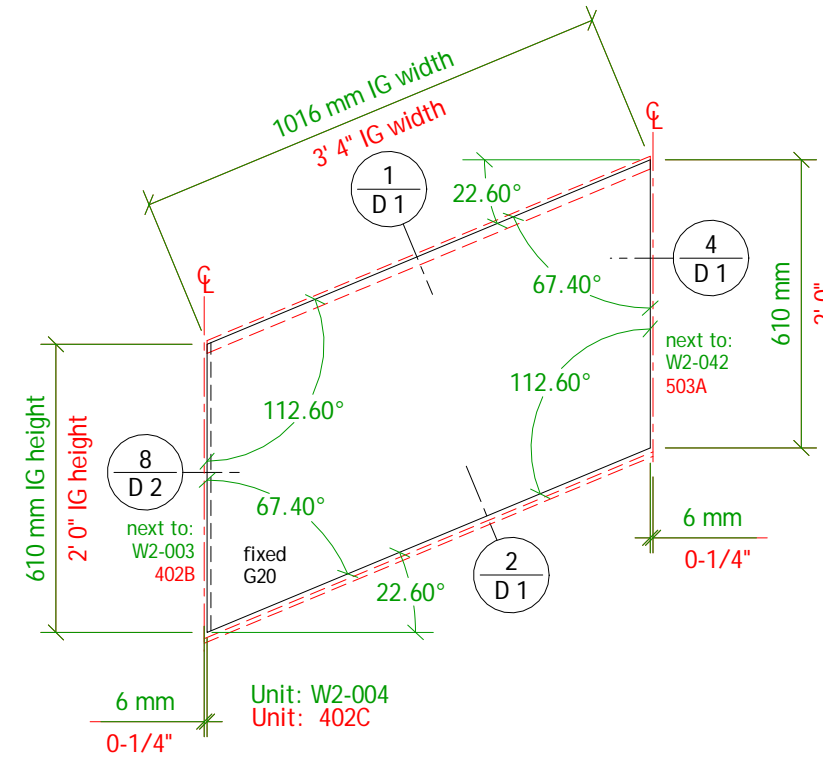
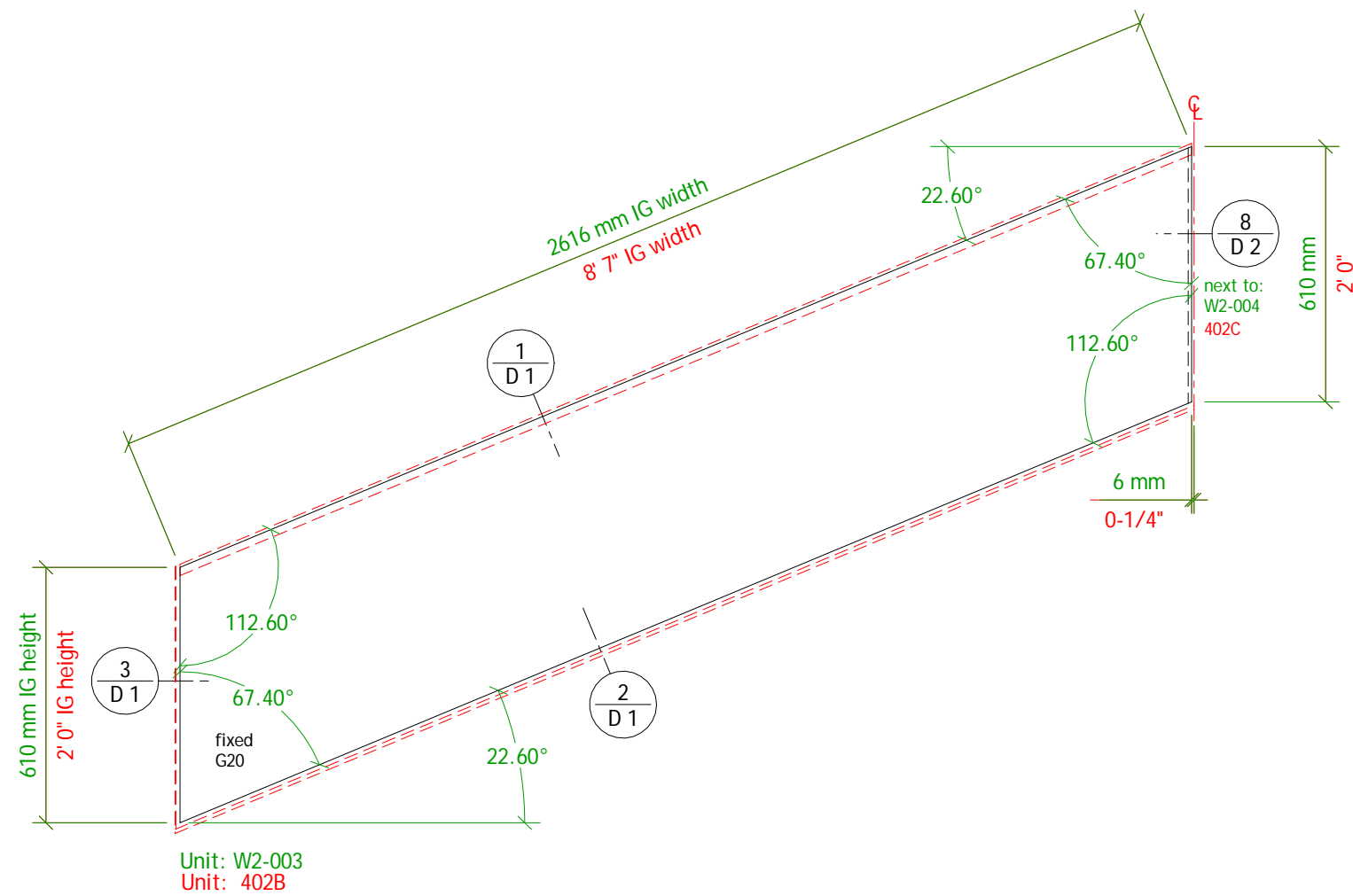
Specifications:

Schedule on Page: S 1 - S 7

Material Specifications on Page: S 8

Revision Date:

Revision Detail on Page: S 9



Inch measurements are rounded to the nearest 1/16";  
Units will be manufactured to metric dimensions.

Units are fully assembled if not otherwise noted

Drawing Number:

Wm2-e05

Page:

E 5



IG = Insulated Glass Unit

# EXTERIOR VIEW!



The Case Group, LLC · 195 Cohoes Ave. · Green Island, NY 12183  
Phone: 518.720.3100 · Fax: 518.720.3110 · 1.800.227.3957

Drawing: **EXTERIOR Elevation Units:**  
W2-042, W2-044  
503A, 503D

Project: Park City, UT Residence, Phase 2

Architect: Wallace E. Cunningham, Inc.

Builder: Big D Construction

Scale: 1 : 16 (3/4" = 1'-0")  
Date: 12.04.2009  
Drawn by: g loeffel

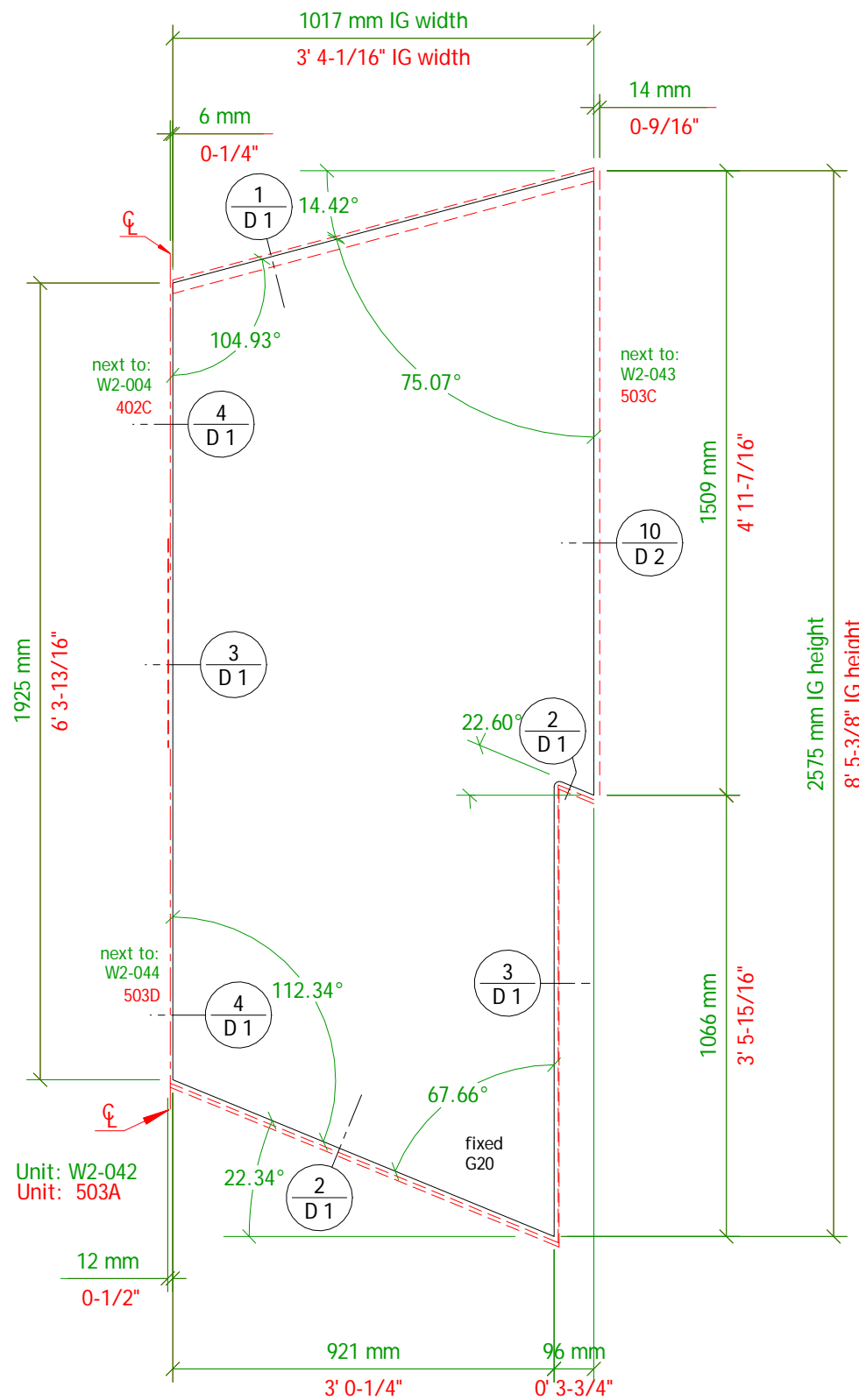
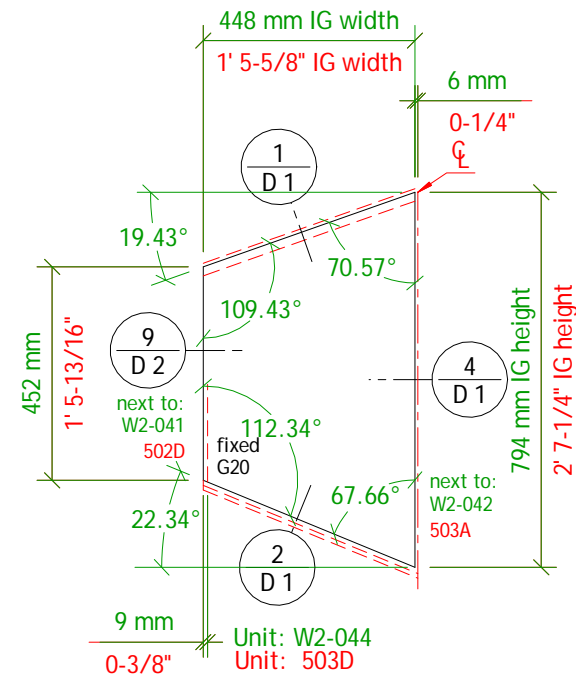
Specifications:

Schedule on Page: S 1 - S 7

Material Specifications on Page: S 8

Revision Date:

Revision Detail on Page: S 9



Inch measurements are rounded to the nearest 1/16";  
Units will be manufactured to metric dimensions.

Units are fully assembled if not otherwise noted

Drawing Number:  
Wm2-e06

Page:  
E 6

# EXTERIOR VIEW!

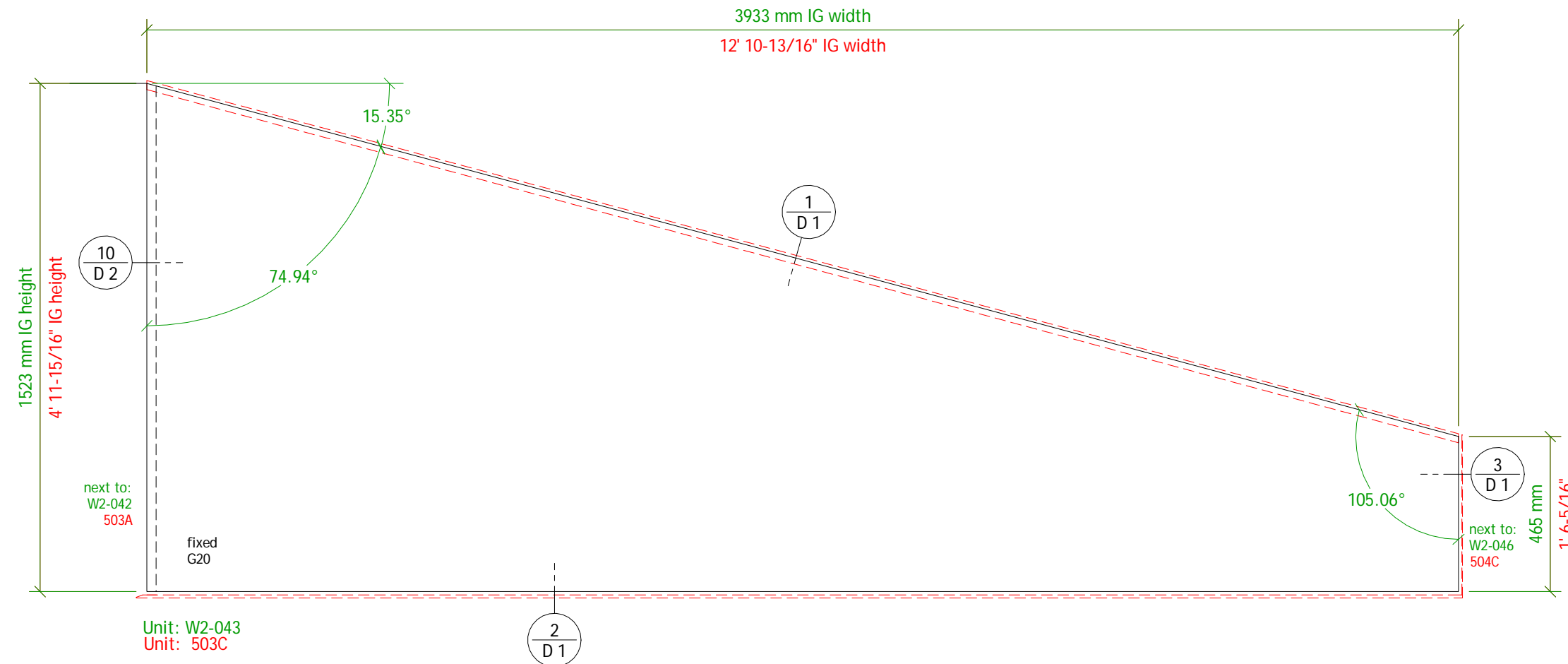
The Case Group, LLC · 195 Cohoes Ave. · Green Island, NY 12183  
 Phone: 518.720.3100 · Fax: 518.720.3110 · 1.800.227.3957

Drawing: **EXTERIOR Elevation Units:**  
 W2-043  
 503C

Project: Park City, UT Residence, Phase 2  
 Architect: Wallace E. Cunningham, Inc.  
 Builder: Big D Construction

Scale: 1 : 16 (3/4" = 1'-0")  
 Date: 12.04.2009  
 Drawn by: g loeffel

Specifications:  
 Schedule on Page: S 1 - S 7  
 Material Specifications on Page: S 8  
 Revision Date:  
 Revision Detail on Page: S 9



Inch measurements are rounded to the nearest 1/16";  
 Units will be manufactured to metric dimensions.

IG = Insulated Glass Unit

# EXTERIOR VIEW!

The Case Group, LLC · 195 Cohoes Ave. · Green Island, NY 12183  
Phone: 518.720.3100 · Fax: 518.720.3110 · 1.800.227.3957

Drawing: **EXTERIOR Elevation Units:**  
W2-005, W2-006  
403B, 403C

Project: Park City, UT Residence, Phase 2

Architect: Wallace E. Cunningham, Inc.

Builder: Big D Construction

Scale: 1 : 16 (3/4" = 1'-0")  
Date: 12.04.2009  
Drawn by: g loeffel

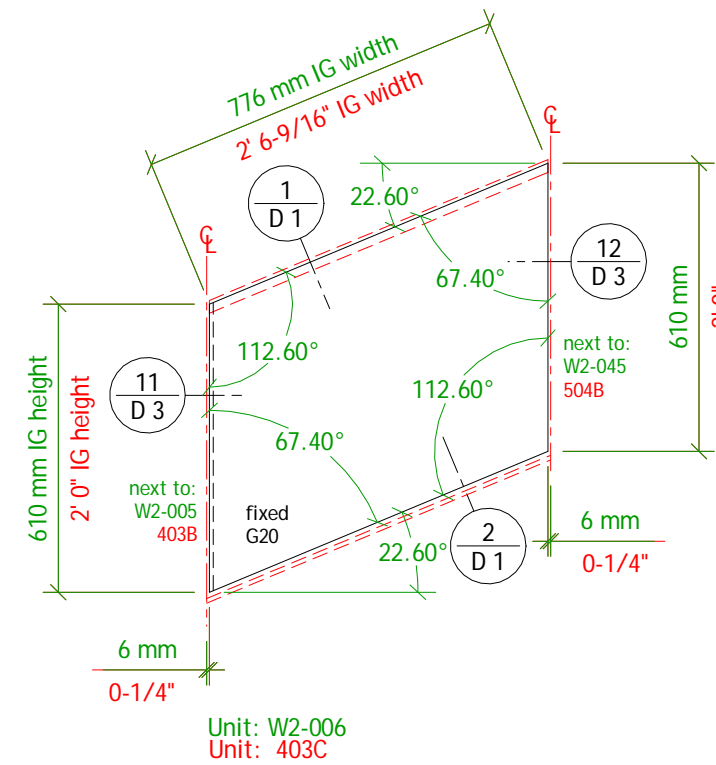
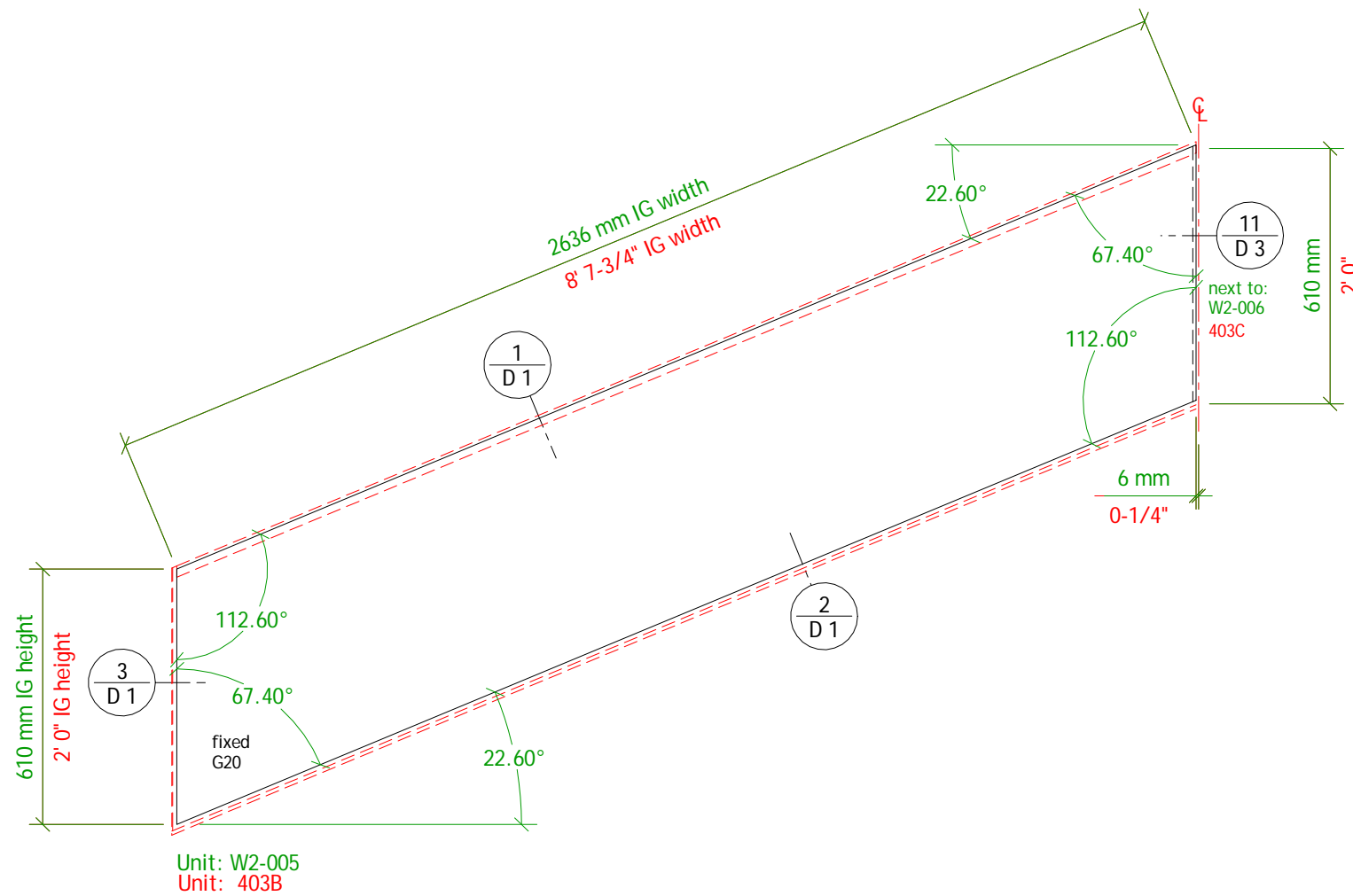
Specifications:

Schedule on Page: S 1 - S 7

Material Specifications on Page: S 8

Revision Date:

Revision Detail on Page: S 9



Inch measurements are rounded to the nearest 1/16";  
Units will be manufactured to metric dimensions.

Units are fully assembled if not otherwise noted

Drawing Number:

Wm2-e08

Page:

E 8

IG = Insulated Glass Unit

# EXTERIOR VIEW!



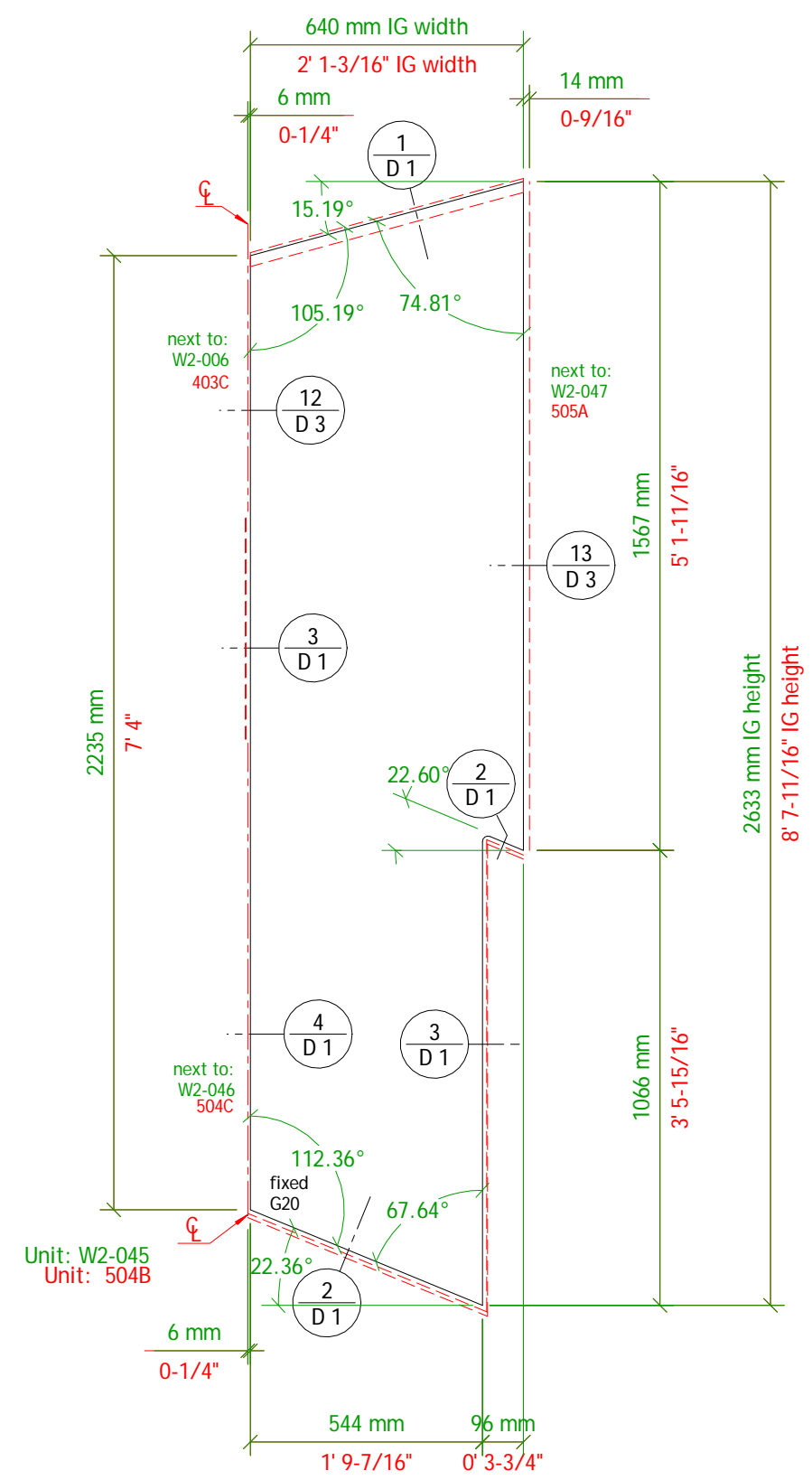
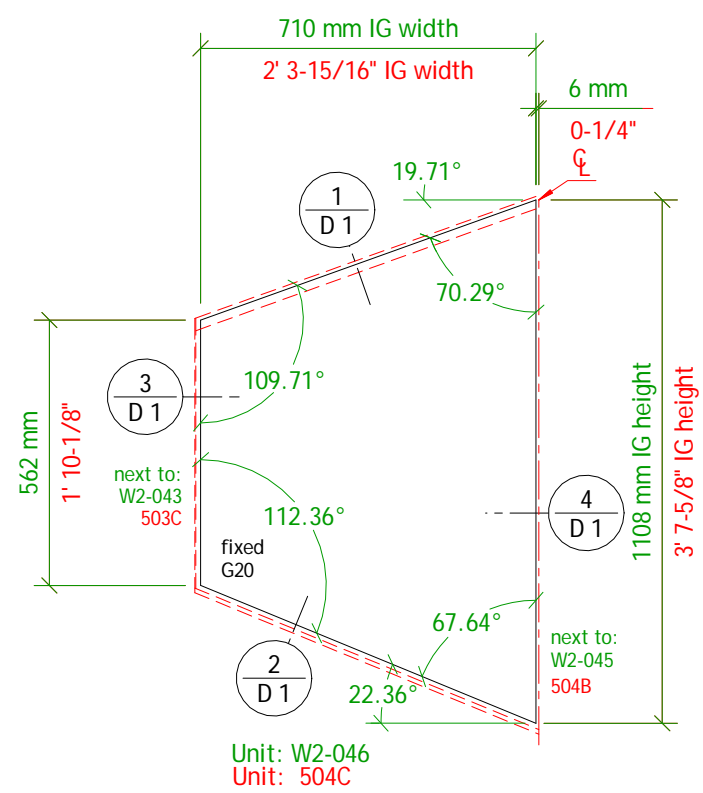
The Case Group, LLC · 195 Cohoes Ave. · Green Island, NY 12183  
Phone: 518.720.3100 · Fax: 518.720.3110 · 1.800.227.3957

Drawing: **EXTERIOR Elevation Units:**  
W2-045, W2-046  
504B, 504C

Project: Park City, UT Residence, Phase 2  
Architect: Wallace E. Cunningham, Inc.  
Builder: Big D Construction

Scale: 1 : 16 (3/4" = 1'-0")  
Date: 12.04.2009  
Drawn by: g loeffel

Specifications:  
Schedule on Page: S 1 - S 7  
Material Specifications on Page: S 8  
Revision Date:  
Revision Detail on Page: S 9



Inch measurements are rounded to the nearest 1/16";  
Units will be manufactured to metric dimensions.

Units are fully assembled if not otherwise noted

IG = Insulated Glass Unit

# EXTERIOR VIEW!



The Case Group, LLC · 195 Cohoes Ave. · Green Island, NY 12183  
Phone: 518.720.3100 · Fax: 518.720.3110 · 1.800.227.3957

Drawing: **EXTERIOR Elevation Units:**  
W2-047  
505A

Project: Park City, UT Residence, Phase 2  
Architect: Wallace E. Cunningham, Inc.  
Builder: Big D Construction

Scale: 1 : 16 (3/4" = 1'-0")  
Date: 12.04.2009  
Drawn by: g loeffel

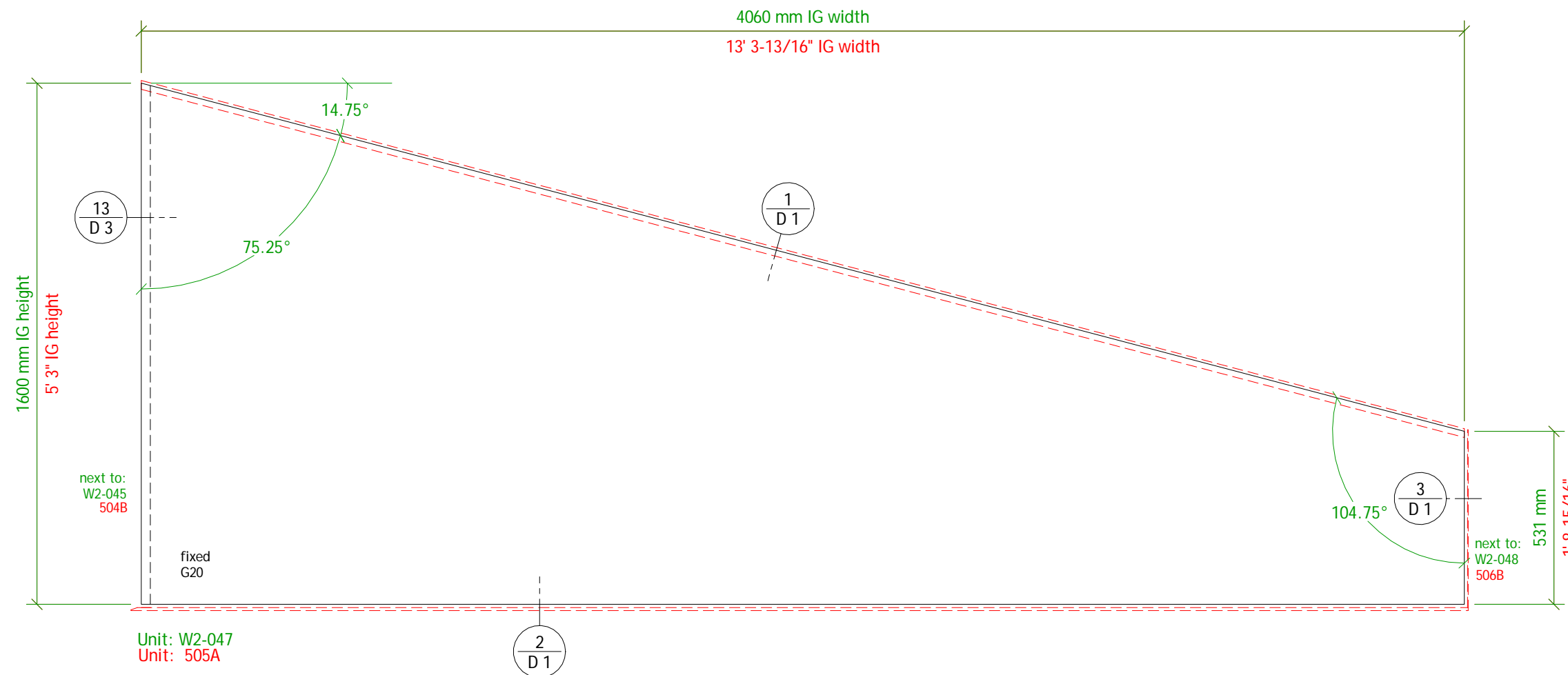
### Specifications:

Schedule on Page: S 1 - S 7

Material Specifications on Page: S 8

Revision Date:

Revision Detail on Page: S 9



Inch measurements are rounded to the nearest 1/16";  
Units will be manufactured to metric dimensions.

Units are fully assembled if not otherwise noted

Drawing Number:  
Wm2-e10

Page:  
E 10

IG = Insulated Glass Unit

# EXTERIOR VIEW!



The Case Group, LLC · 195 Cohoes Ave. · Green Island, NY 12183  
Phone: 518.720.3100 · Fax: 518.720.3110 · 1.800.227.3957

Drawing: **EXTERIOR Elevation Units:**  
W2-007, W2-008  
404B, 404C

Project: Park City, UT Residence, Phase 2

Architect: Wallace E. Cunningham, Inc.

Builder: Big D Construction

Scale: 1 : 16 (3/4" = 1'-0")  
Date: 12.04.2009  
Drawn by: g loeffel

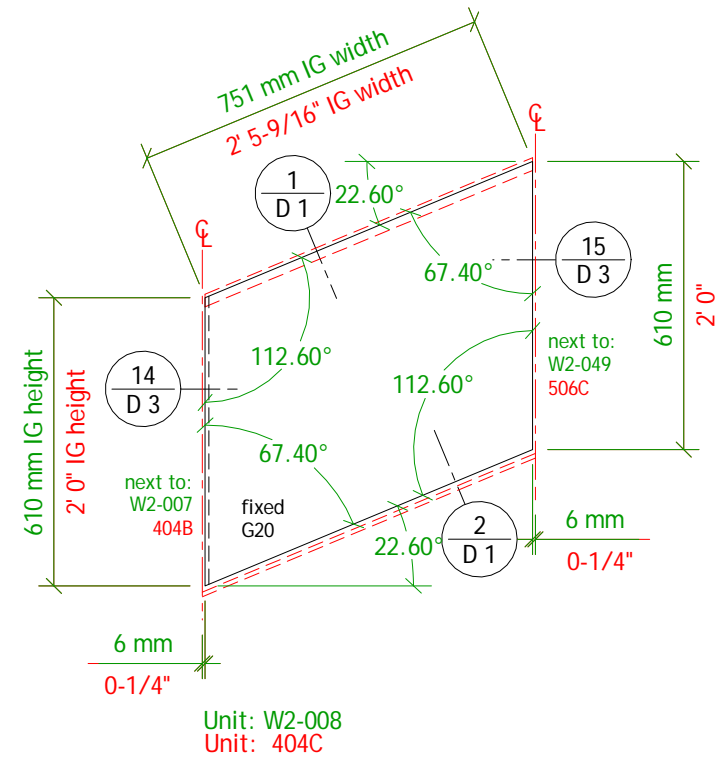
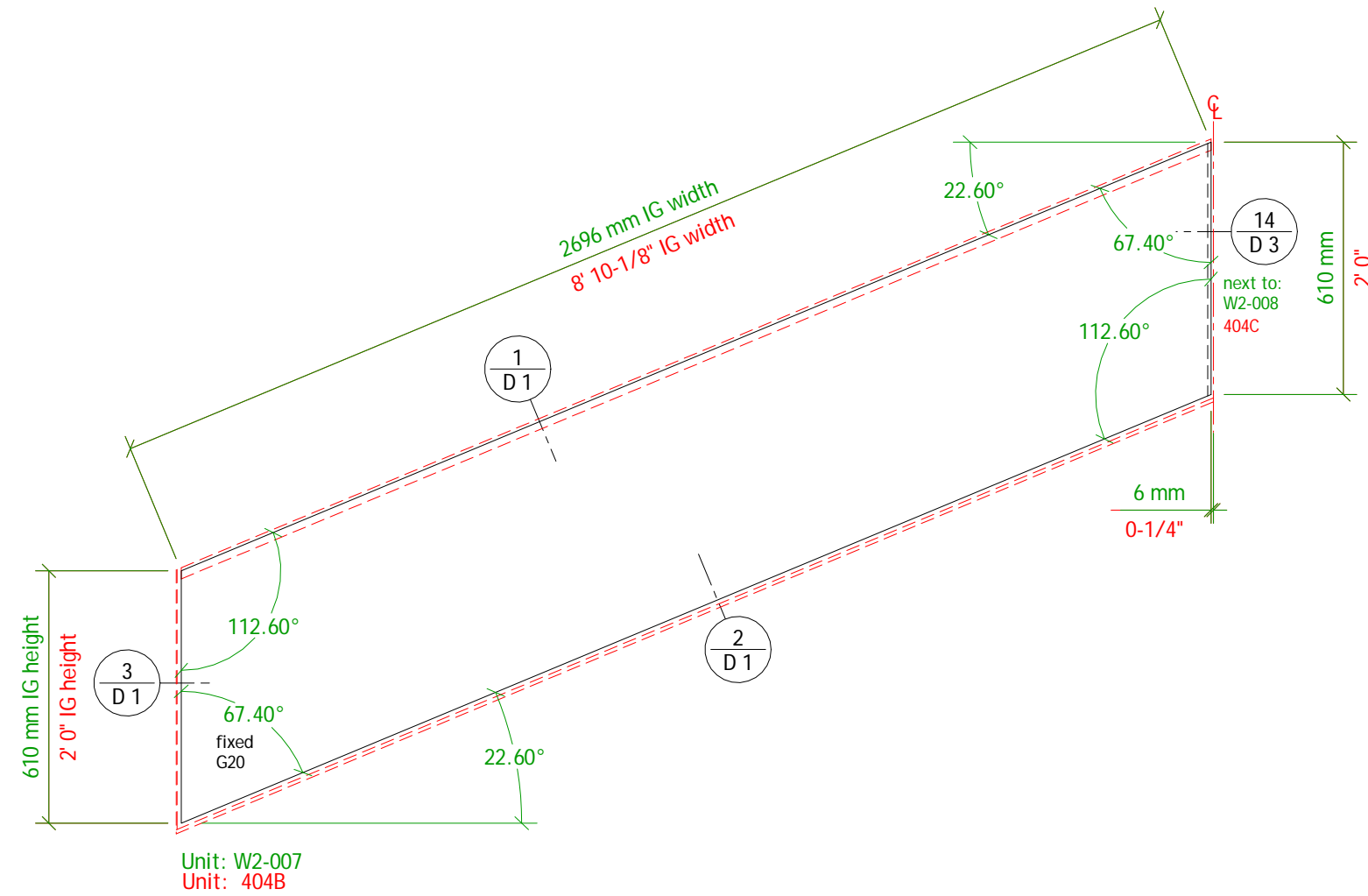
### Specifications:

Schedule on Page: S 1 - S 7

Material Specifications on Page: S 8

Revision Date:

Revision Detail on Page: S 9



Inch measurements are rounded to the nearest 1/16";  
Units will be manufactured to metric dimensions.

Units are fully assembled if not otherwise noted

Drawing Number:  
Wm2-e11

Page:  
E 11

IG = Insulated Glass Unit

# EXTERIOR VIEW!



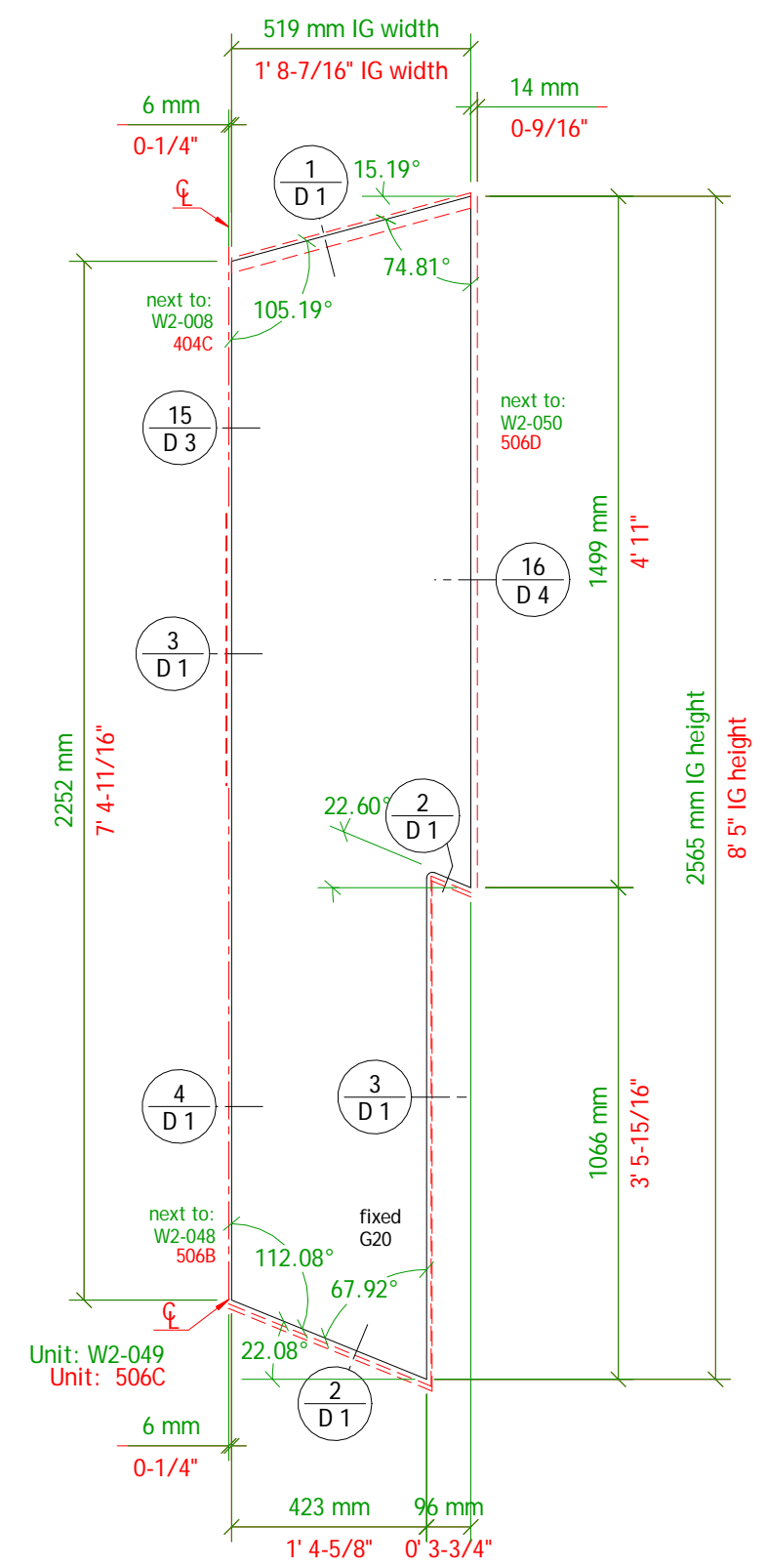
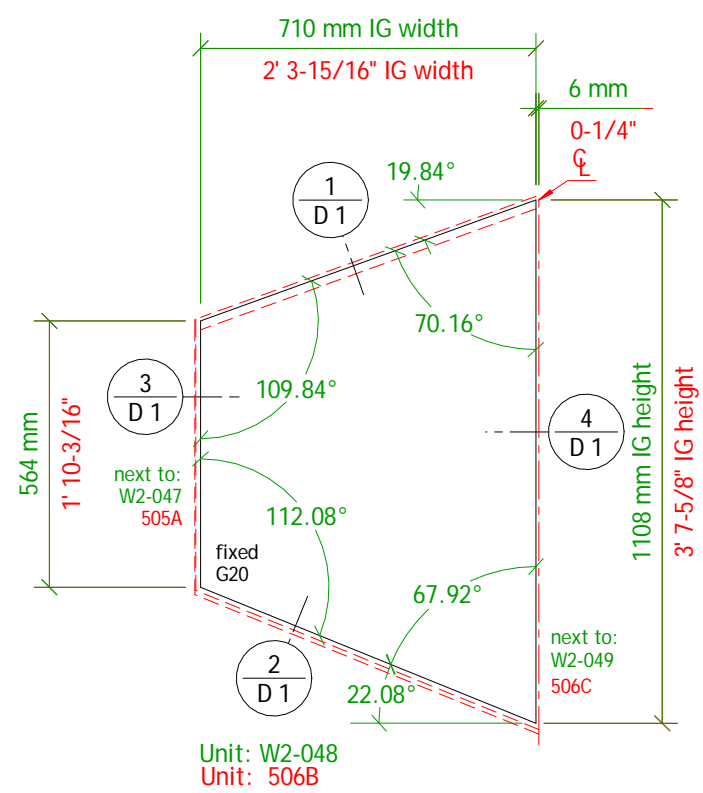
The Case Group, LLC · 195 Cohoes Ave. · Green Island, NY 12183  
Phone: 518.720.3100 · Fax: 518.720.3110 · 1.800.227.3957

Drawing: **EXTERIOR Elevation Units:**  
W2-048, W2-049  
506B, 506C

Project: Park City, UT Residence, Phase 2  
Architect: Wallace E. Cunningham, Inc.  
Builder: Big D Construction

Scale: 1 : 16 (3/4" = 1'-0")  
Date: 12.04.2009  
Drawn by: g loeffel

Specifications:  
Schedule on Page: S 1 - S 7  
Material Specifications on Page: S 8  
Revision Date:  
Revision Detail on Page: S 9



Inch measurements are rounded to the nearest 1/16";  
Units will be manufactured to metric dimensions.

Units are fully assembled if not otherwise noted

Drawing Number: Wm2-e12  
Page: E 12

IG = Insulated Glass Unit

# EXTERIOR VIEW!



The Case Group, LLC · 195 Cohoes Ave. · Green Island, NY 12183  
Phone: 518.720.3100 · Fax: 518.720.3110 · 1.800.227.3957

Drawing: **EXTERIOR Elevation Units:**  
W2-050, W2-051  
506D, 506E

Project: Park City, UT Residence, Phase 2

Architect: Wallace E. Cunningham, Inc.

Builder: Big D Construction

Scale: 1 : 16 (3/4" = 1'-0")  
Date: 12.04.2009  
Drawn by: g loeffel

Specifications:

Schedule on Page: S 1 - S 7

Material Specifications on Page: S 8

Revision Date:

Revision Detail on Page: S 9

Inch measurements are rounded to the nearest 1/16";  
Units will be manufactured to metric dimensions.

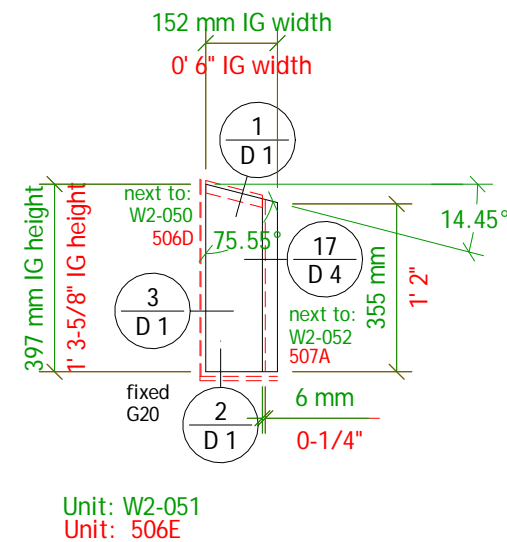
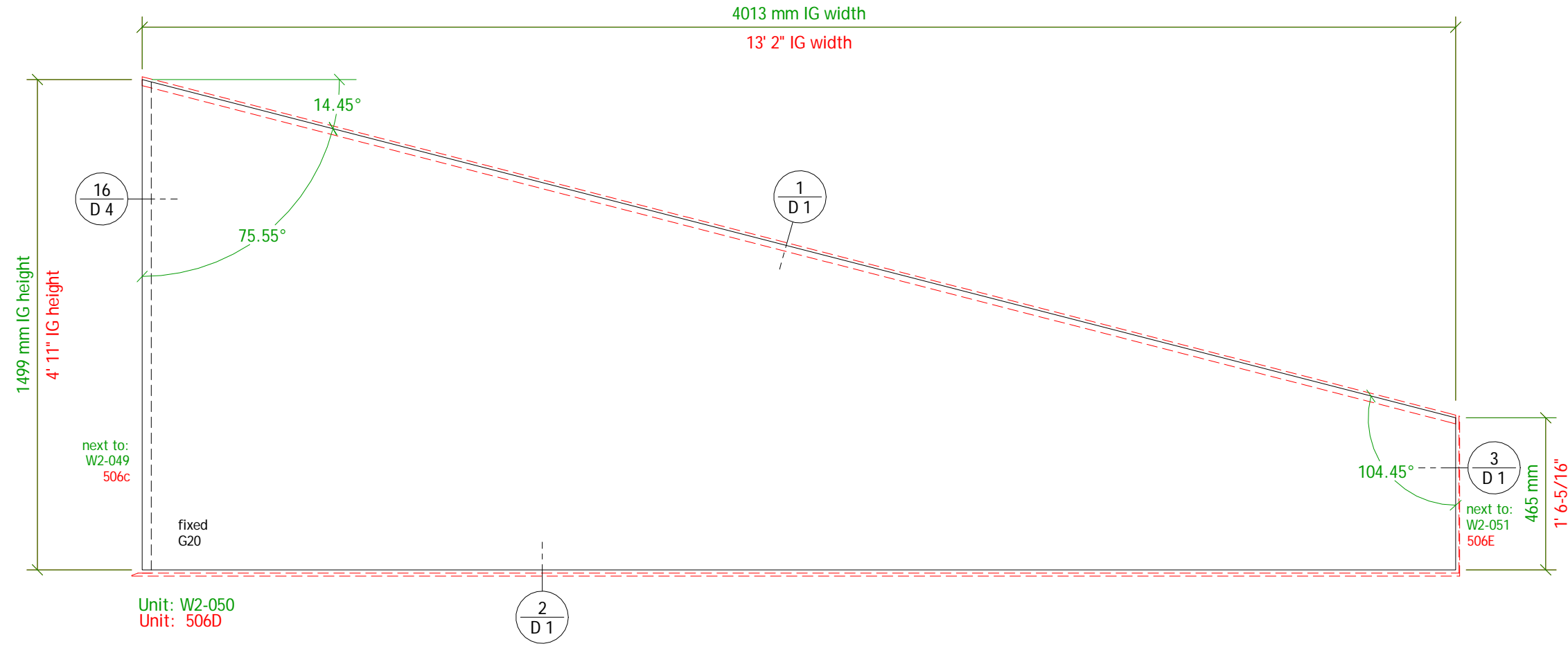
Drawing Number:

Wm2-e13

Page:

E 13

Units are fully assembled if not otherwise noted





IG = Insulated Glass Unit

# EXTERIOR VIEW!



The Case Group, LLC · 195 Cohoes Ave. · Green Island, NY 12183  
Phone: 518.720.3100 · Fax: 518.720.3110 · 1.800.227.3957

Drawing: **EXTERIOR Elevation Units:**  
W2-009, W2-010  
406B, 406C

Project: Park City, UT Residence, Phase 2

Architect: Wallace E. Cunningham, Inc.

Builder: Big D Construction

Scale: 1 : 16 (3/4" = 1'-0")  
Date: 12.04.2009  
Drawn by: g loeffel

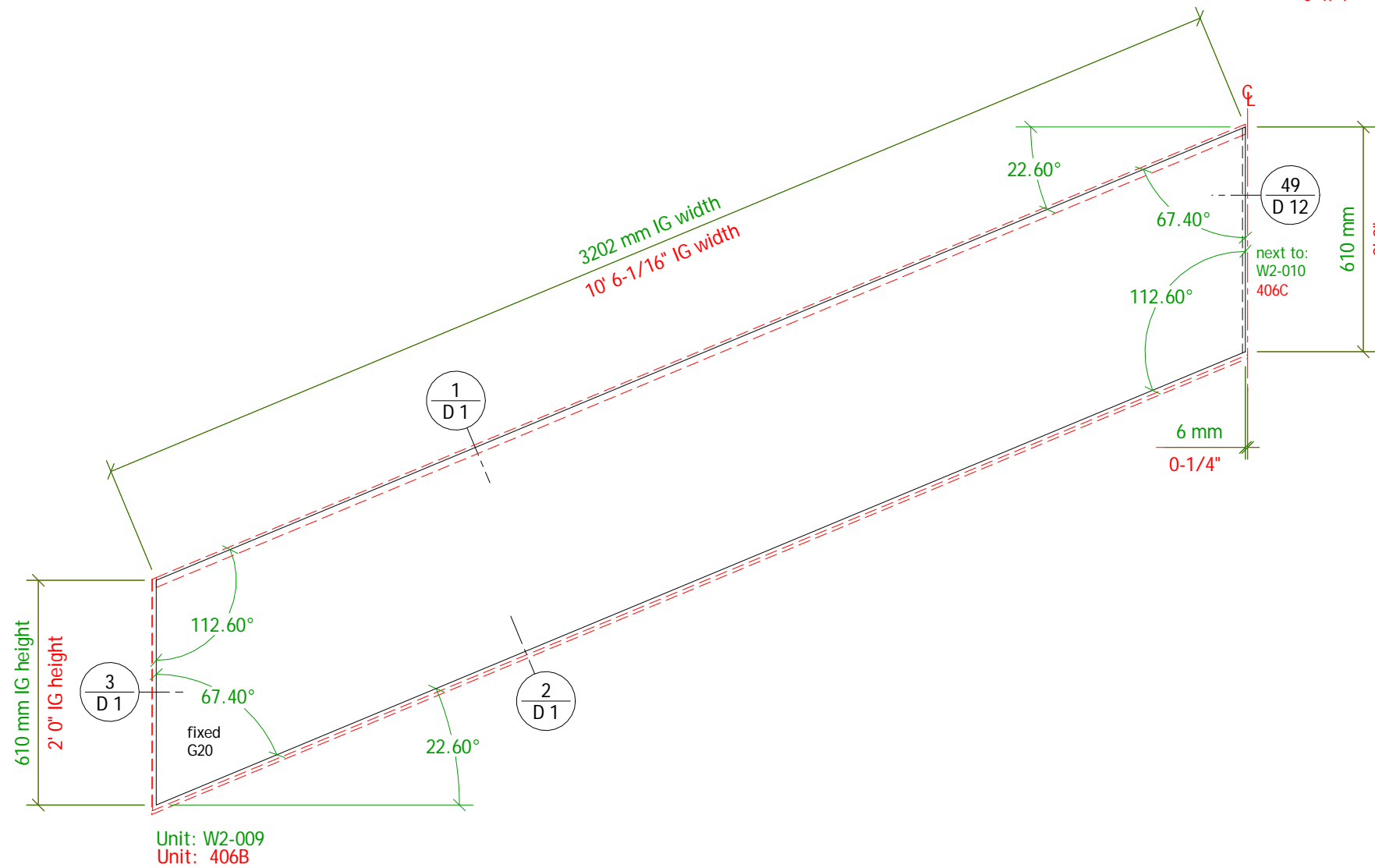
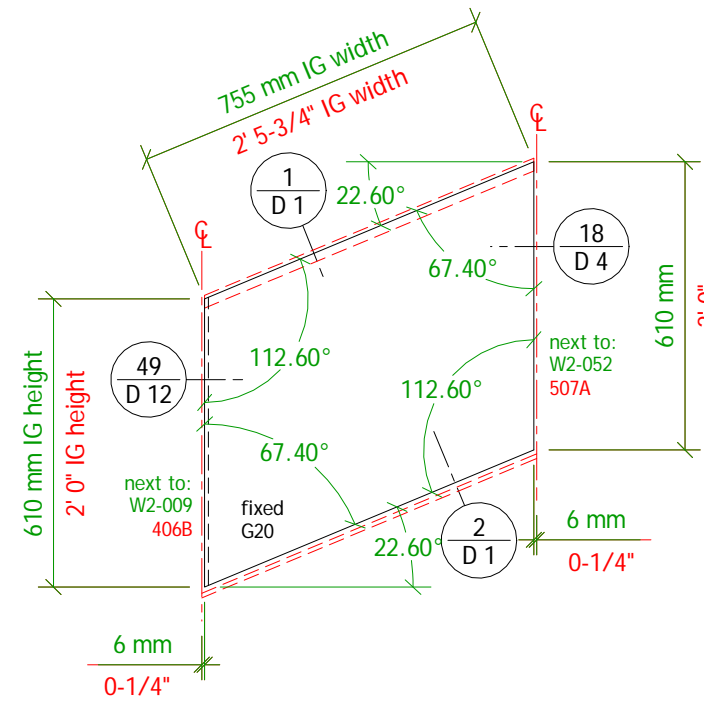
### Specifications:

Schedule on Page: S 1 - S 7

Material Specifications on Page: S 8

Revision Date:

Revision Detail on Page: S 9



Inch measurements are rounded to the nearest 1/16";  
Units will be manufactured to metric dimensions.

Units are fully assembled if not otherwise noted

Drawing Number:  
Wm2-e14

Page:  
E 14

IG = Insulated Glass Unit

# EXTERIOR VIEW!



The Case Group, LLC · 195 Cohoes Ave. · Green Island, NY 12183  
Phone: 518.720.3100 · Fax: 518.720.3110 · 1.800.227.3957

Drawing: **EXTERIOR Elevation Units:**  
W2-052, W2-053  
507A, 507B

Project: Park City, UT Residence, Phase 2

Architect: Wallace E. Cunningham, Inc.

Builder: Big D Construction

Scale: 1 : 16 (3/4" = 1'-0")  
Date: 12.04.2009  
Drawn by: g loeffel

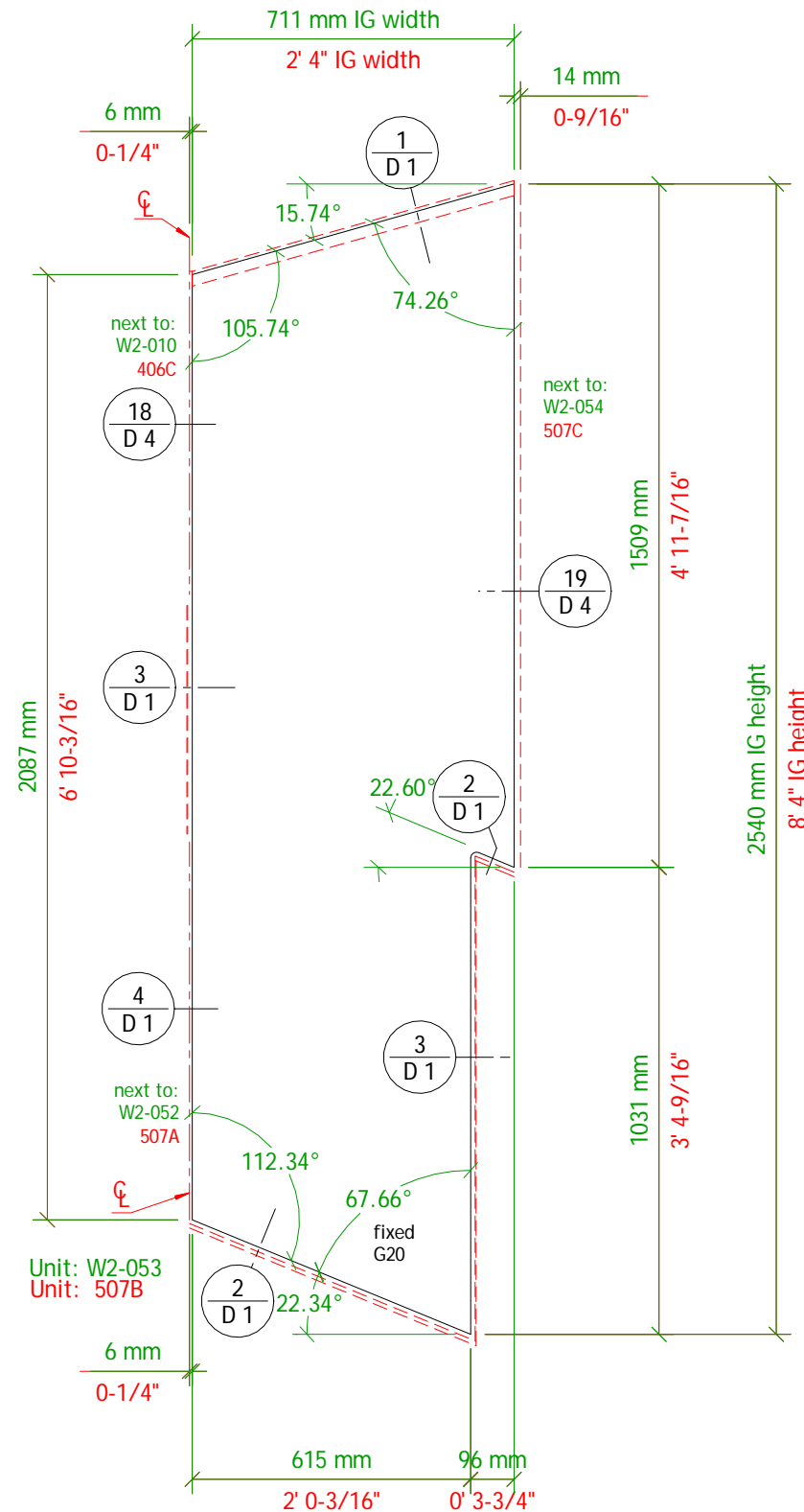
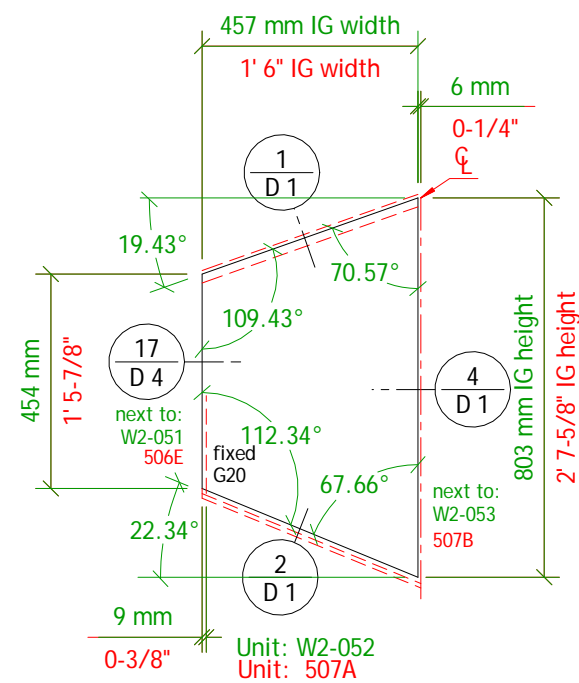
### Specifications:

Schedule on Page: S 1 - S 7

Material Specifications on Page: S 8

Revision Date:

Revision Detail on Page: S 9



Inch measurements are rounded to the nearest 1/16";  
Units will be manufactured to metric dimensions.

Units are fully assembled if not otherwise noted

Drawing Number:  
Wm2-e15

Page:  
E 15

IG = Insulated Glass Unit

# EXTERIOR VIEW!



The Case Group, LLC · 195 Cohoes Ave. · Green Island, NY 12183  
Phone: 518.720.3100 · Fax: 518.720.3110 · 1.800.227.3957

Drawing: **EXTERIOR Elevation Units:**  
W2-054, W2-055  
507C, 507D

Project: Park City, UT Residence, Phase 2

Architect: Wallace E. Cunningham, Inc.

Builder: Big D Construction

Scale: 1 : 16 (3/4" = 1'-0")  
Date: 12.04.2009  
Drawn by: g loeffel

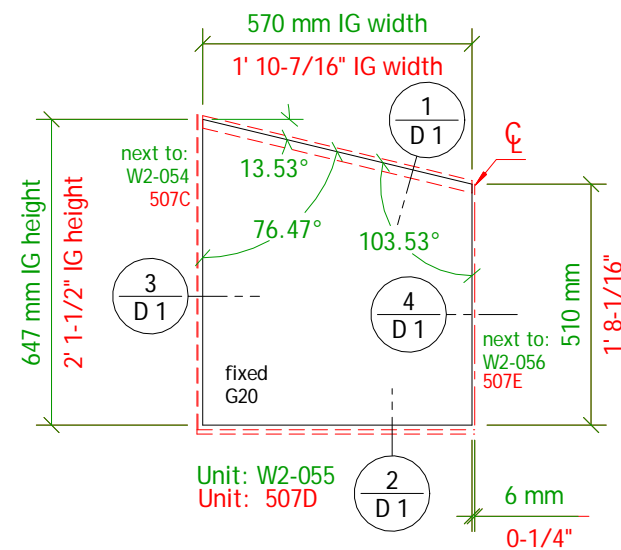
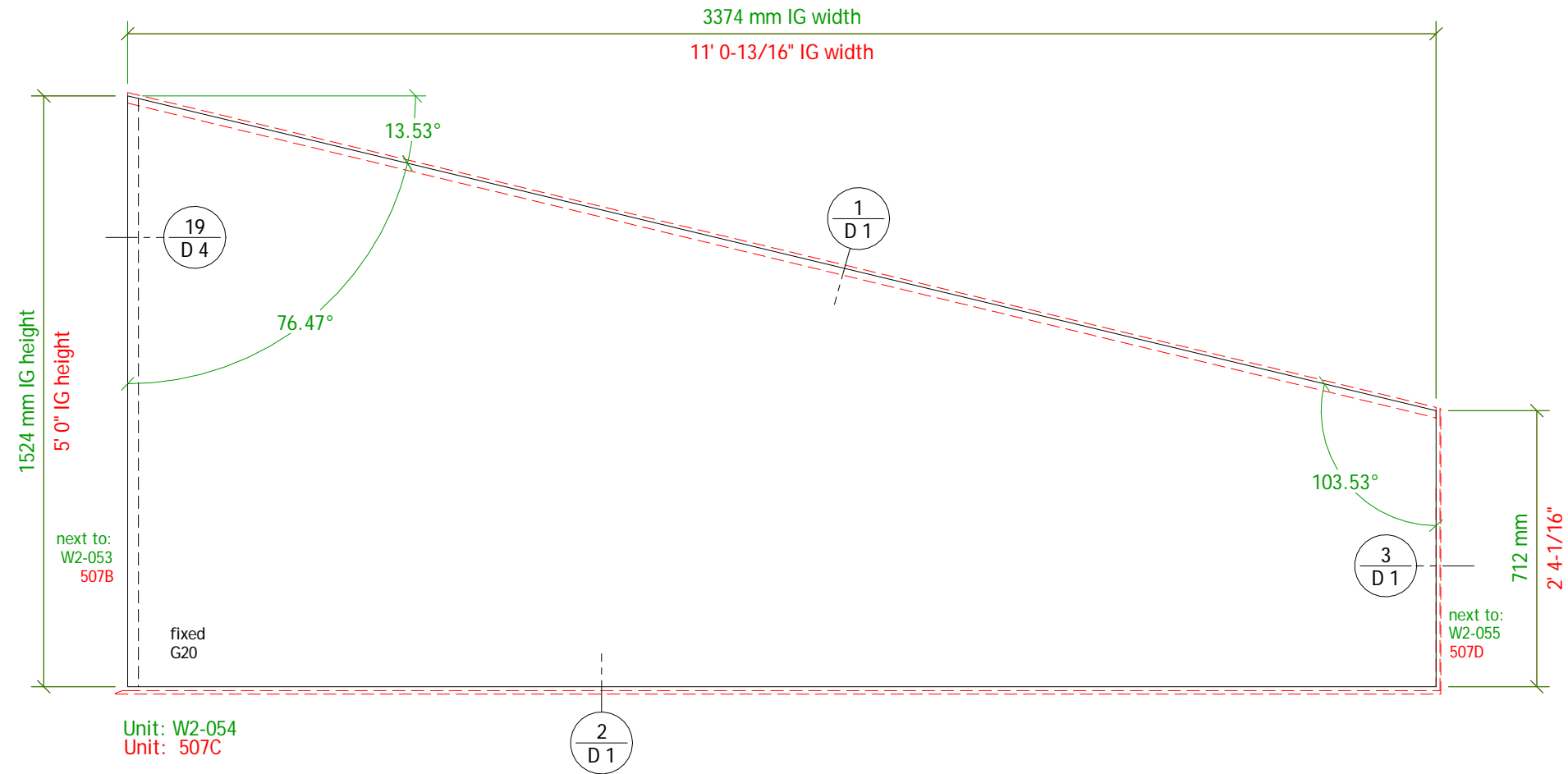
Specifications:

Schedule on Page: S 1 - S 7

Material Specifications on Page: S 8

Revision Date:

Revision Detail on Page: S 9



Inch measurements are rounded to the nearest 1/16";  
Units will be manufactured to metric dimensions.

Units are fully assembled if not otherwise noted

Drawing Number:  
Wm2-e16

Page:  
E 16

IG = Insulated Glass Unit

# EXTERIOR VIEW!



The Case Group, LLC · 195 Cohoes Ave. · Green Island, NY 12183  
Phone: 518.720.3100 · Fax: 518.720.3110 · 1.800.227.3957

Drawing: **EXTERIOR Elevation Units:**  
W2-011, W2-012  
407B, 407C

Project: Park City, UT Residence, Phase 2

Architect: Wallace E. Cunningham, Inc.

Builder: Big D Construction

Scale: 1 : 16 (3/4" = 1'-0")  
Date: 12.04.2009  
Drawn by: g loeffel

### Specifications:

Schedule on Page: S 1 - S 7

Material Specifications on Page: S 8

Revision Date:

Revision Detail on Page: S 9

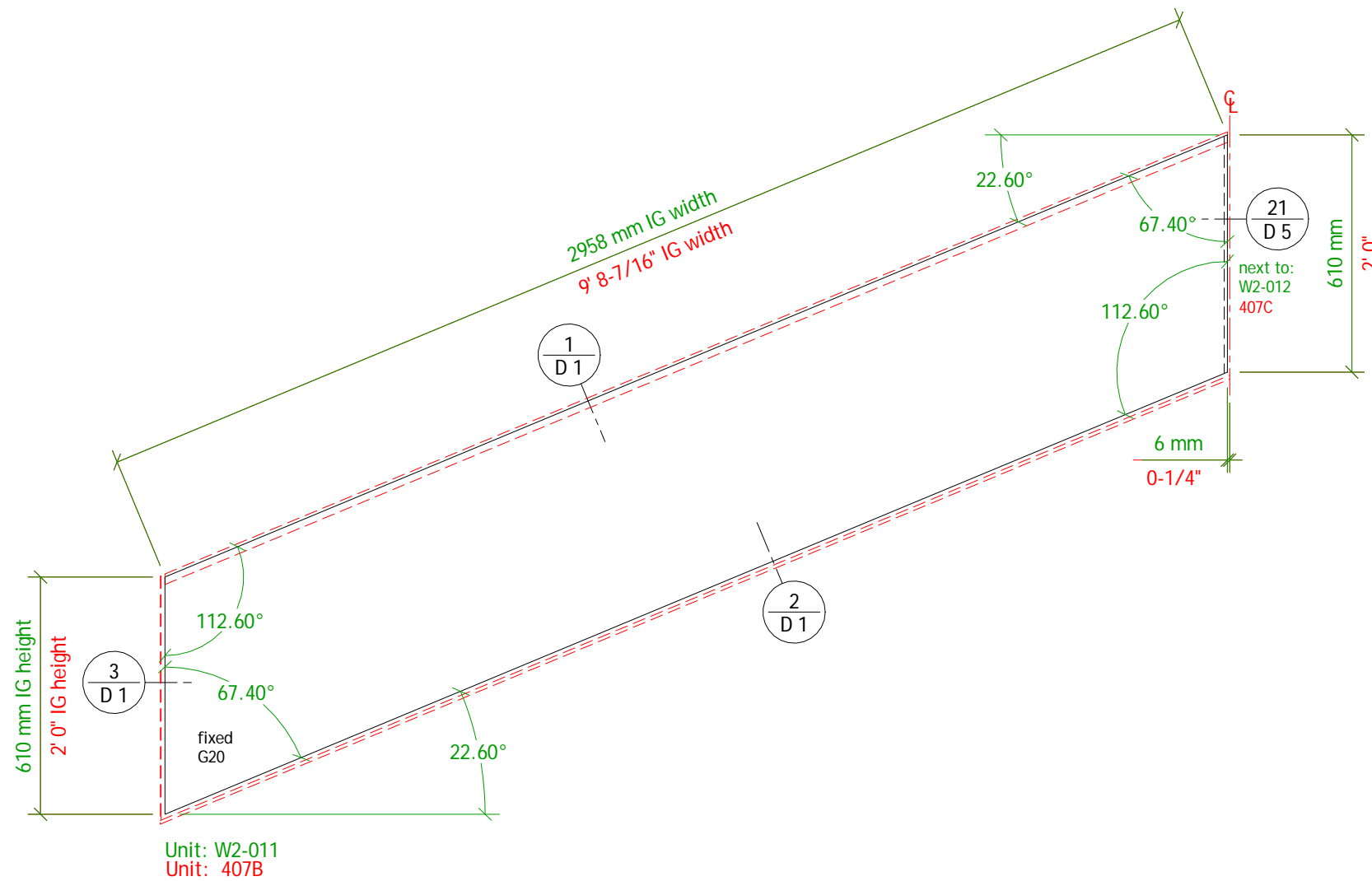
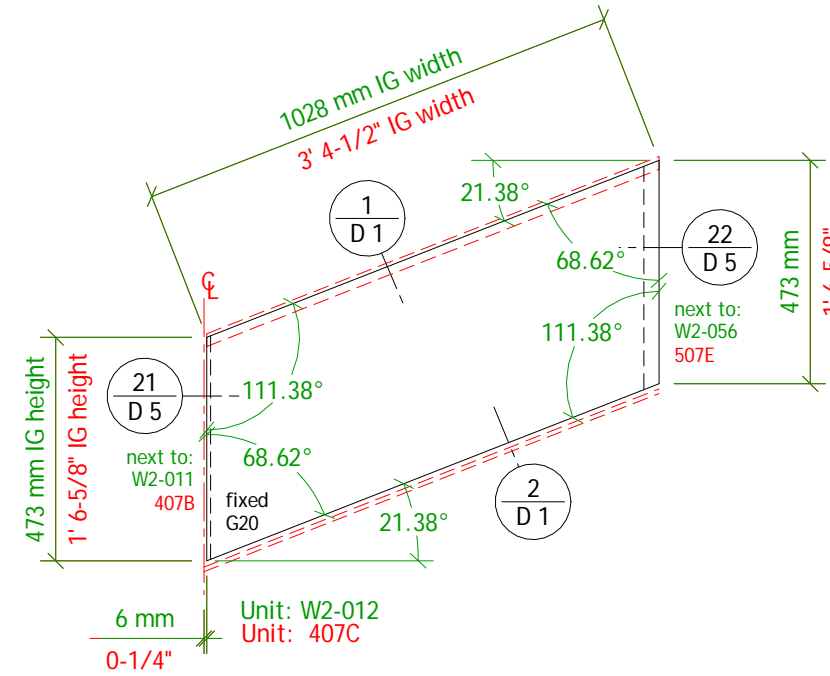
Inch measurements are rounded to the nearest 1/16";  
Units will be manufactured to metric dimensions.

Drawing Number:

Wm2-e17

Page:

E 17



Units are fully assembled if not otherwise noted

# Exterior View!

The Case Group, LLC · 195 Cohoes Ave. · Green Island, NY 12183  
 Phone: 518.720.3100 · Fax: 518.720.3110 · 1.800.227.3957

Drawing: **EXTERIOR Elevation Units:**  
 W2-056, W2-057  
 507E, 508A

Project: Park City, UT Residence, Phase 2

Architect: Wallace E. Cunningham, Inc.

Builder: Big D Construction

Scale: 1 : 16 (3/4" = 1'-0")  
 Date: 12.04.2009  
 Drawn by: g loeffel

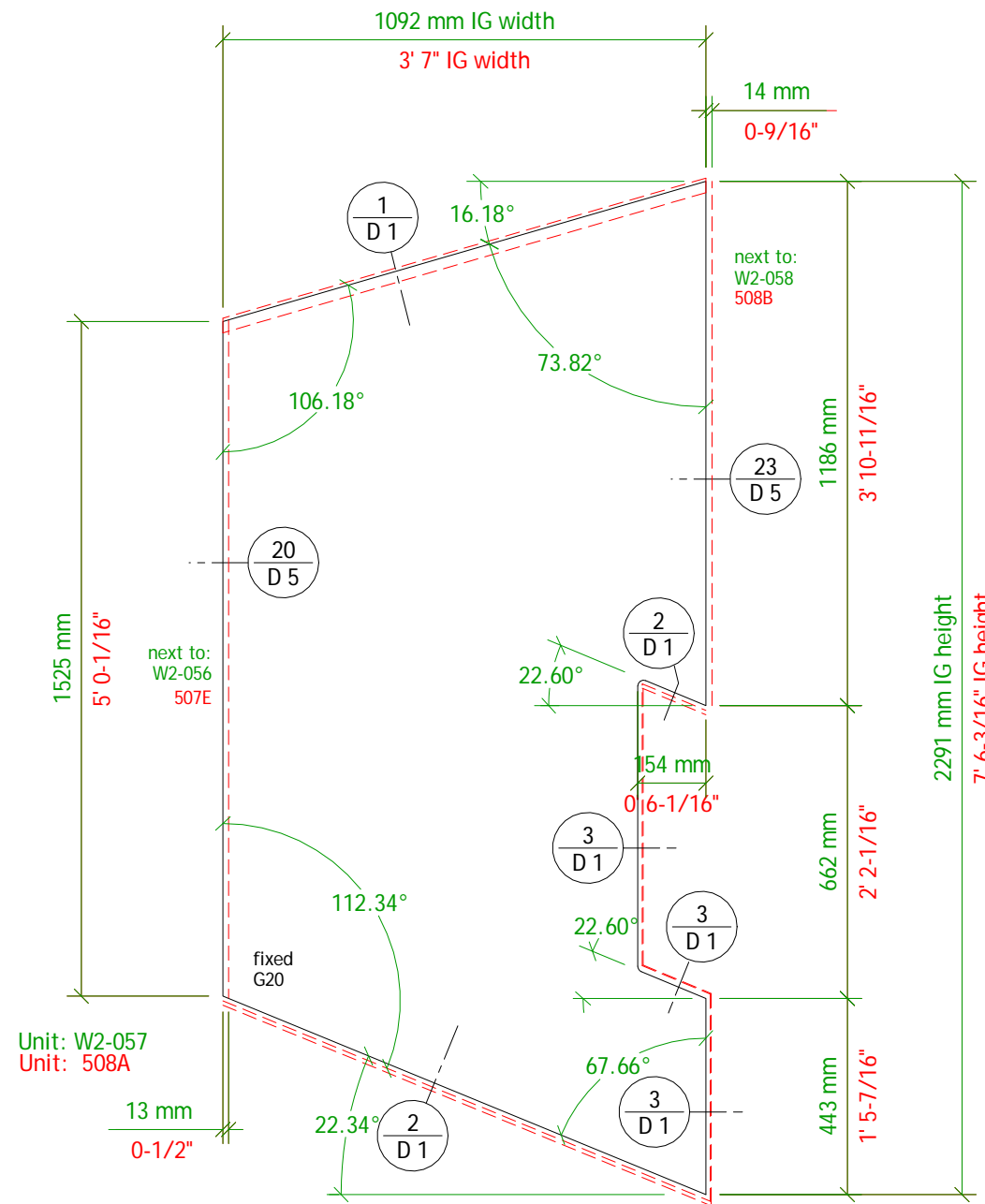
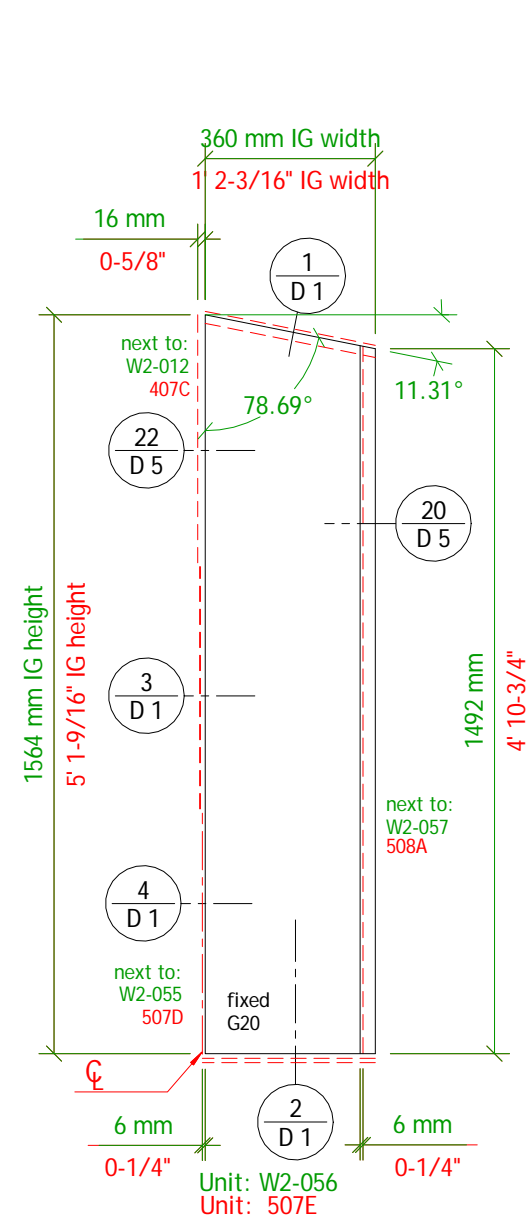
**Specifications:**

Schedule on Page: S 1 - S 7

Material Specifications on Page: S 8

Revision Date:

Revision Detail on Page: S 9



Inch measurements are rounded to the nearest 1/16";  
 Units will be manufactured to metric dimensions.

## Exterior View!

The Case Group, LLC · 195 Cohoes Ave. · Green Island, NY 12183  
 Phone: 518.720.3100 · Fax: 518.720.3110 · 1.800.227.3957

Drawing: **EXTERIOR Elevation Units:**  
 W2-058, W2-060  
 508B, 508D

Project: Park City, UT Residence, Phase 2

Architect: Wallace E. Cunningham, Inc.

Builder: Big D Construction

Scale: 1 : 16 (3/4" = 1'-0")

Date: 12.04.2009

Drawn by: g loeffel

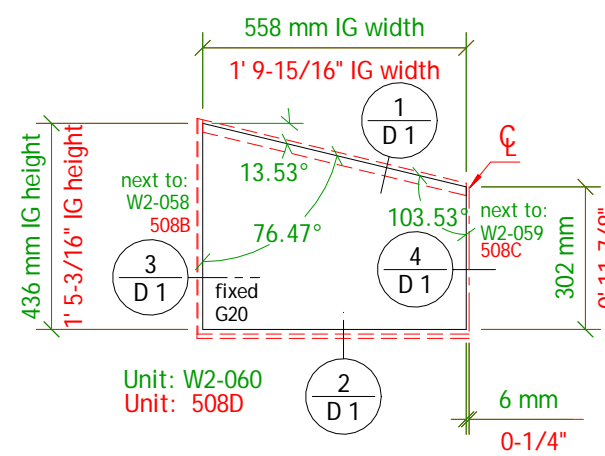
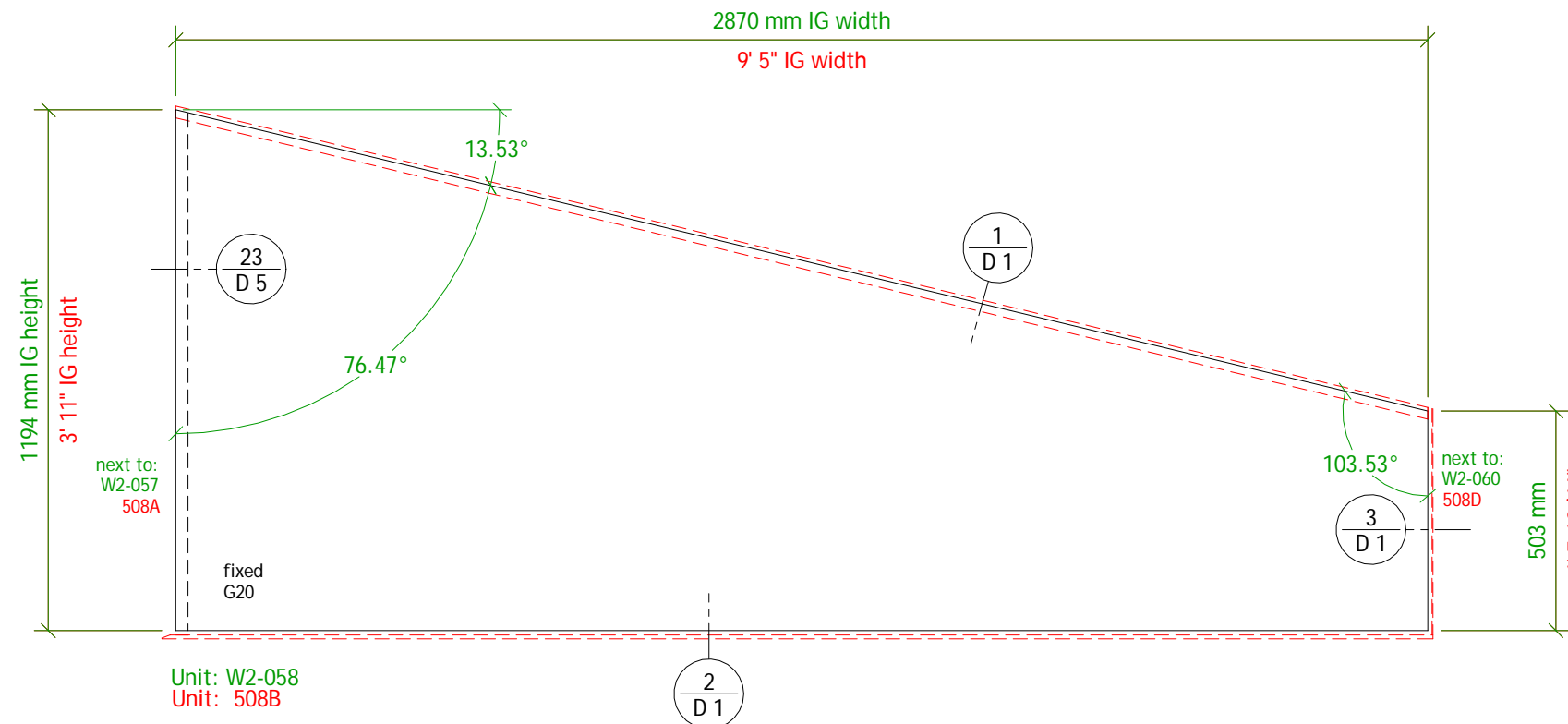
Specifications:

Schedule on Page: S 1 - S 7

Material Specifications on Page: S 8

Revision Date:

Revision Detail on Page: S 9



Inch measurements are rounded to the nearest 1/16";  
 Units will be manufactured to metric dimensions.

## Exterior View!

The Case Group, LLC · 195 Cohoes Ave. · Green Island, NY 12183  
 Phone: 518.720.3100 · Fax: 518.720.3110 · 1.800.227.3957

Drawing: **EXTERIOR Elevation Units:**  
 W2-014, W2-015, W2-016  
 408B, 408C, 408D

Project: Park City, UT Residence, Phase 2

Architect: Wallace E. Cunningham, Inc.

Builder: Big D Construction

Scale: 1 : 16 (3/4" = 1'-0")  
 Date: 12.04.2009  
 Drawn by: g loeffel

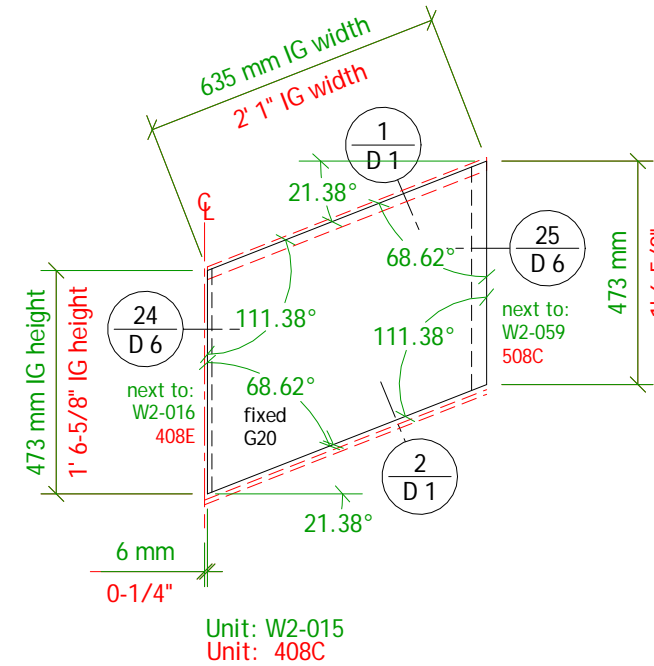
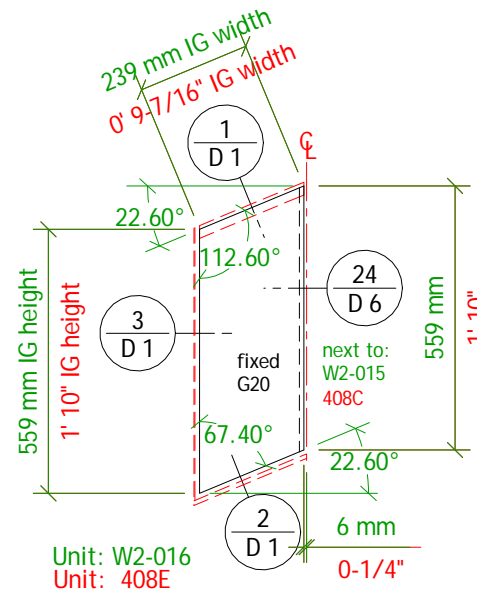
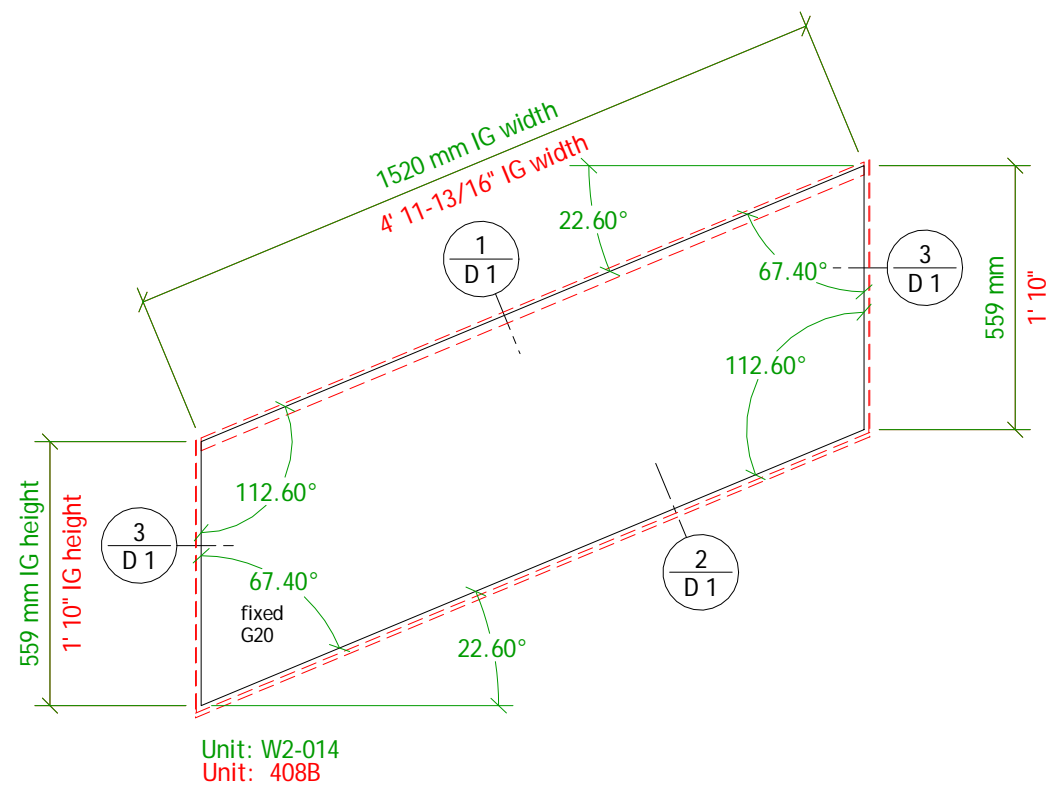
**Specifications:**

Schedule on Page: S 1 - S 7

Material Specifications on Page: S 8

Revision Date:

Revision Detail on Page: S 9



Inch measurements are rounded to the nearest 1/16";  
 Units will be manufactured to metric dimensions.



IG = Insulated Glass Unit

# Exterior View!



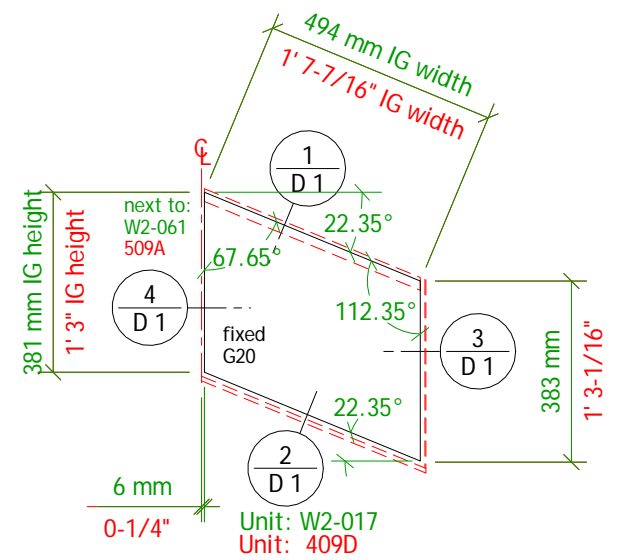
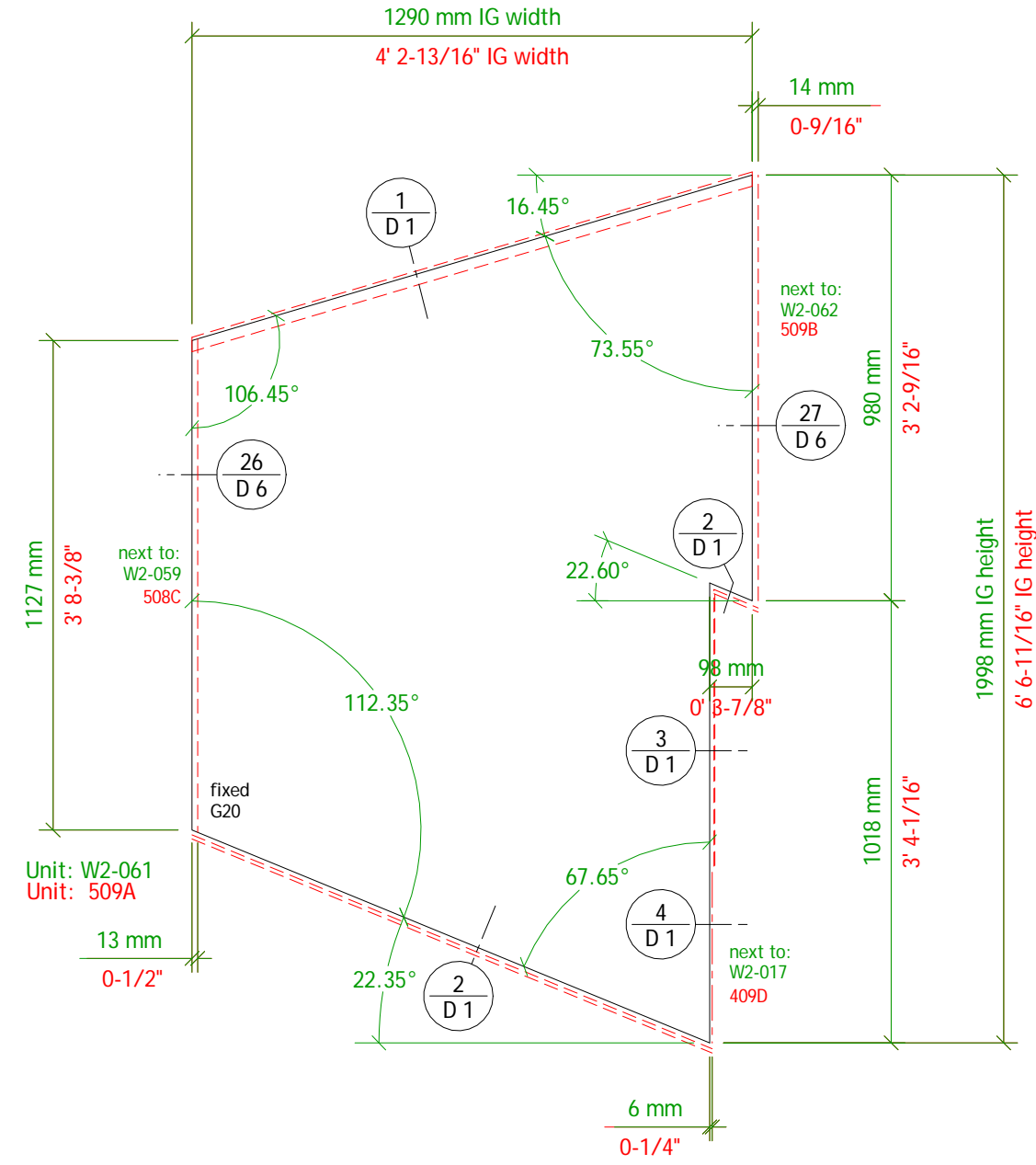
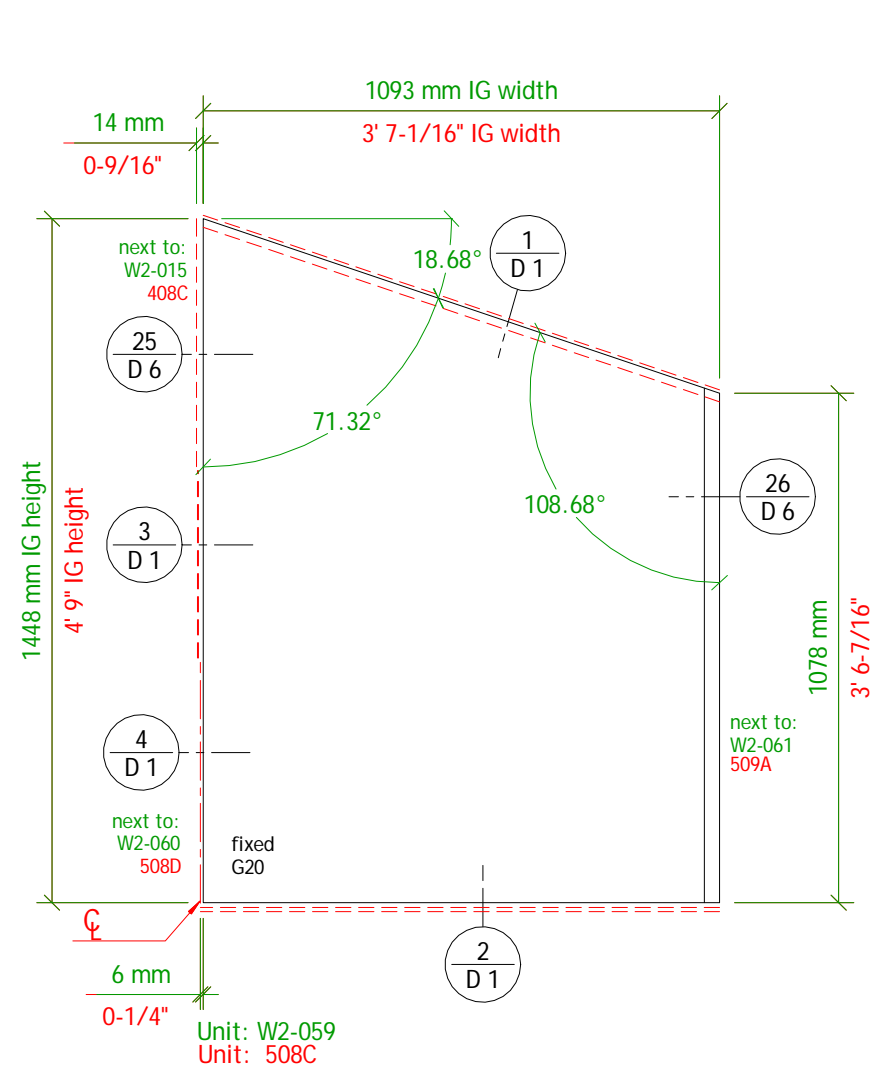
The Case Group, LLC · 195 Cohoes Ave. · Green Island, NY 12183  
 Phone: 518.720.3100 · Fax: 518.720.3110 · 1.800.227.3957

Drawing: **EXTERIOR Elevation Units:**  
 W2-059, W2-061, W2-017  
 508C, 509A, 409D

Project: Park City, UT Residence, Phase 2  
 Architect: Wallace E. Cunningham, Inc.  
 Builder: Big D Construction

Scale: 1 : 16 (3/4" = 1'-0")  
 Date: 12.04.2009  
 Drawn by: g loeffel

Specifications:  
 Schedule on Page: S 1 - S 7  
 Material Specifications on Page: S 8  
 Revision Date:  
 Revision Detail on Page: S 9



Units are fully assembled if not otherwise noted

Inch measurements are rounded to the nearest 1/16";  
 Units will be manufactured to metric dimensions.

Drawing Number: **Wm2-e21** Page: **E 21**



IG = Insulated Glass Unit

# Exterior View!



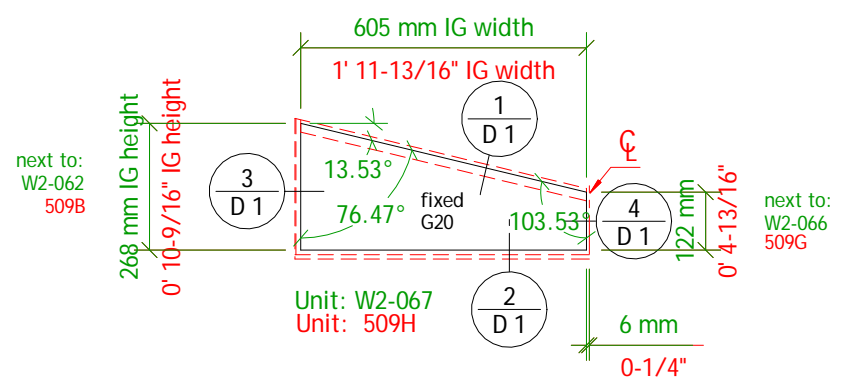
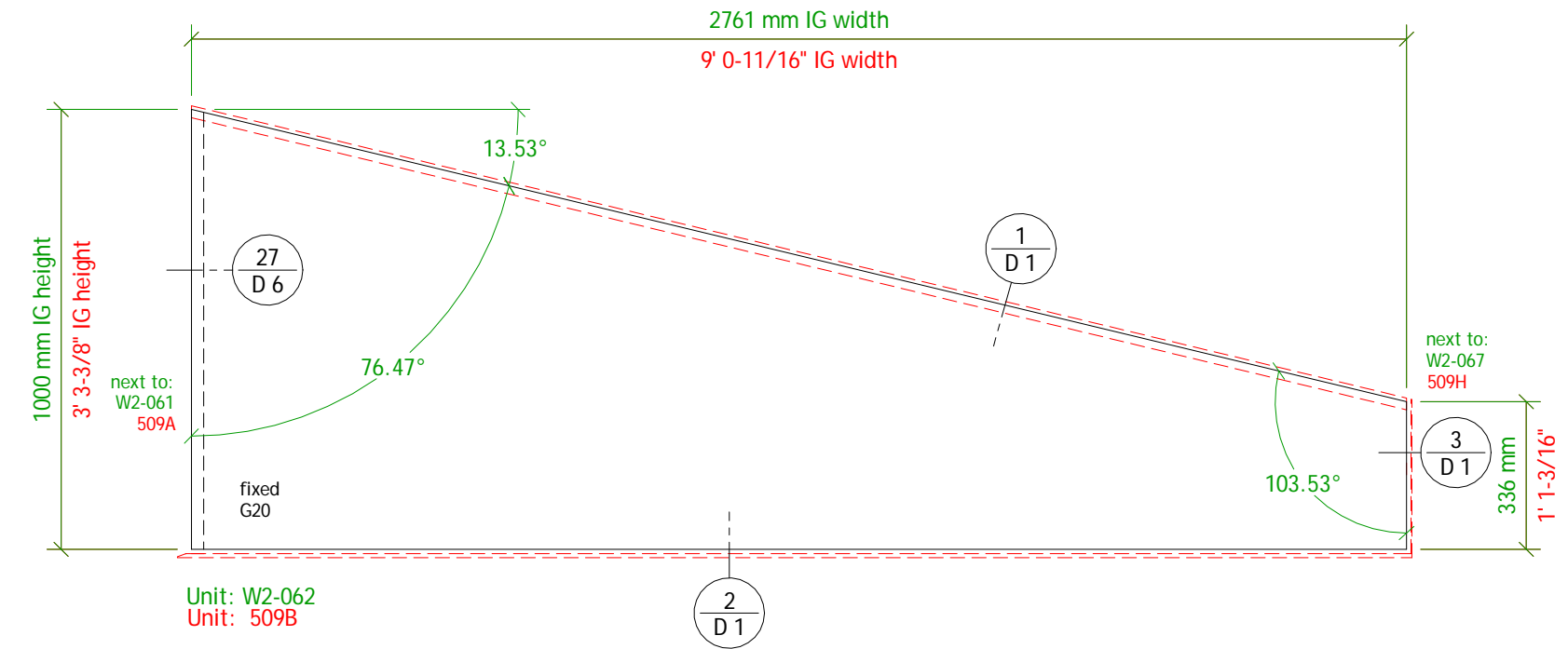
The Case Group, LLC · 195 Cohoes Ave. · Green Island, NY 12183  
Phone: 518.720.3100 · Fax: 518.720.3110 · 1.800.227.3957

Drawing: **EXTERIOR Elevation Units:**  
W2-062, W2-067  
509B, 509H

Project: Park City, UT Residence, Phase 2  
Architect: Wallace E. Cunningham, Inc.  
Builder: Big D Construction

Scale: 1 : 16 (3/4" = 1'-0")  
Date: 12.04.2009  
Drawn by: g loeffel

Specifications:  
Schedule on Page: S 1 - S 7  
Material Specifications on Page: S 8  
Revision Date:  
Revision Detail on Page: S 9



Inch measurements are rounded to the nearest 1/16";  
Units will be manufactured to metric dimensions.

Units are fully assembled if not otherwise noted

IG = Insulated Glass Unit

# Exterior View!



The Case Group, LLC · 195 Cohoes Ave. · Green Island, NY 12183  
Phone: 518.720.3100 · Fax: 518.720.3110 · 1.800.227.3957

Drawing: **EXTERIOR Elevation Units:**  
W2-019, W2-063, W2-066  
410C, 509C, 509G

Project: Park City, UT Residence, Phase 2  
Architect: Wallace E. Cunningham, Inc.  
Builder: Big D Construction

Scale: 1 : 16 (3/4" = 1'-0")  
Date: 12.04.2009  
Drawn by: g loeffel

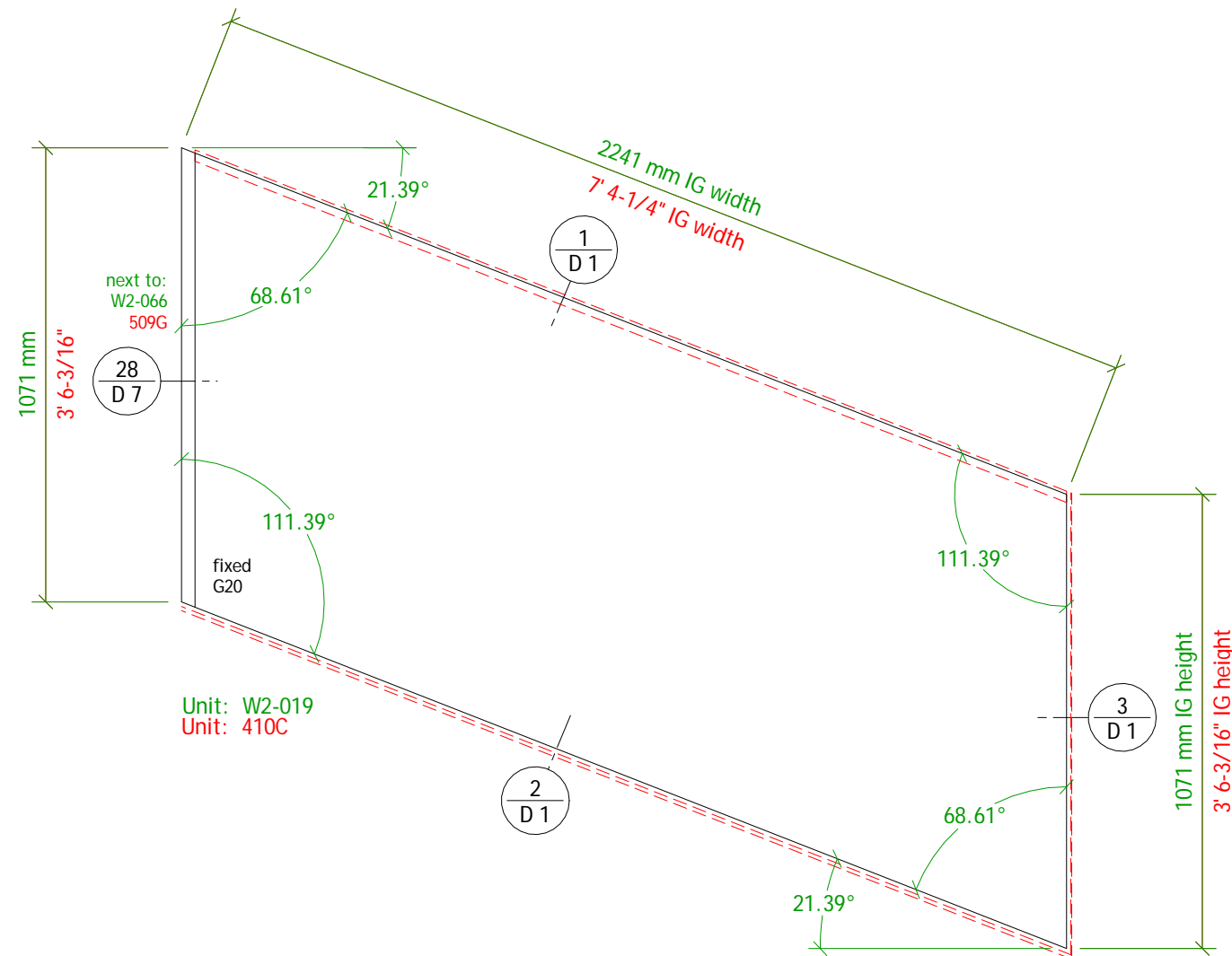
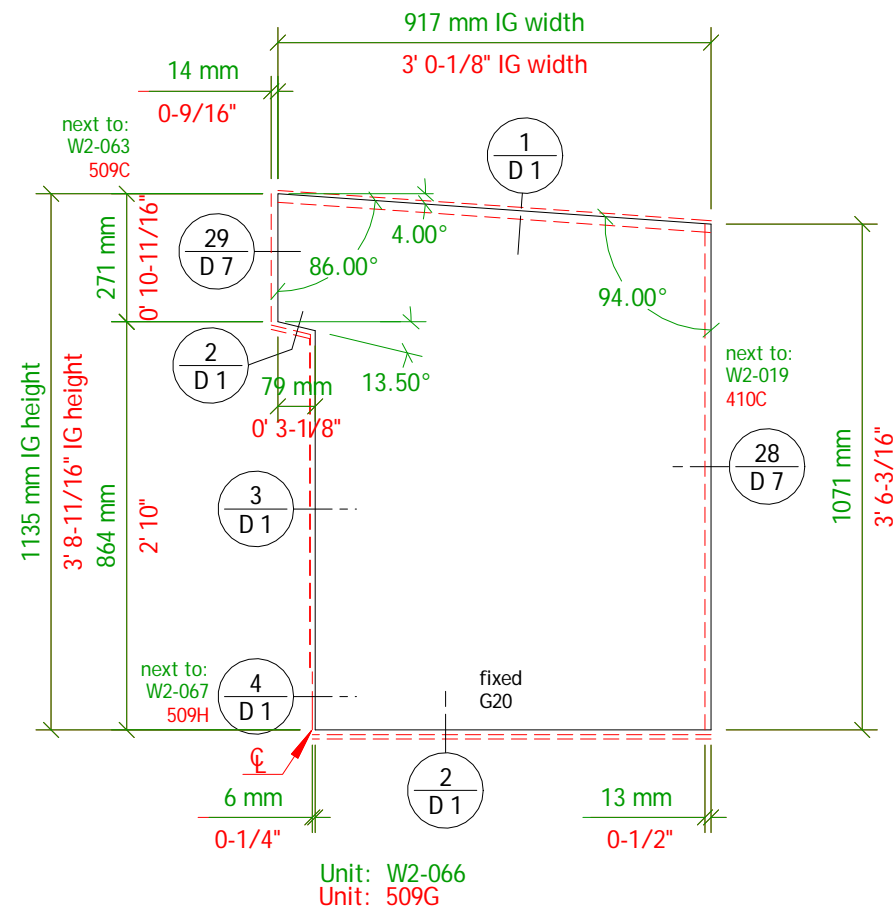
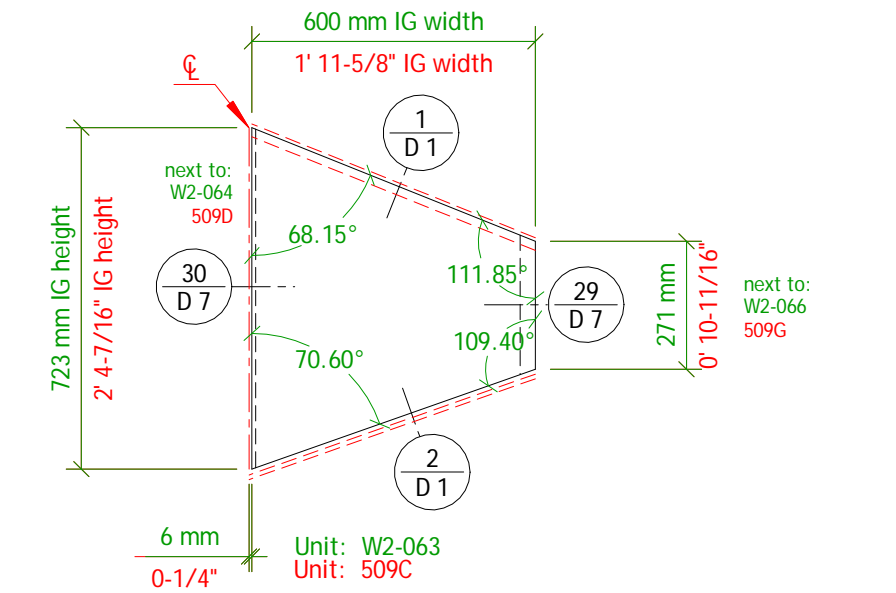
### Specifications:

Schedule on Page: S 1 - S 7

Material Specifications on Page: S 8

Revision Date:

Revision Detail on Page: S 9



Units are fully assembled if not otherwise noted

Inch measurements are rounded to the nearest 1/16";  
Units will be manufactured to metric dimensions.

Drawing Number:  
Wm2-e23

Page:  
E 23

IG = Insulated Glass Unit

### Exterior View!



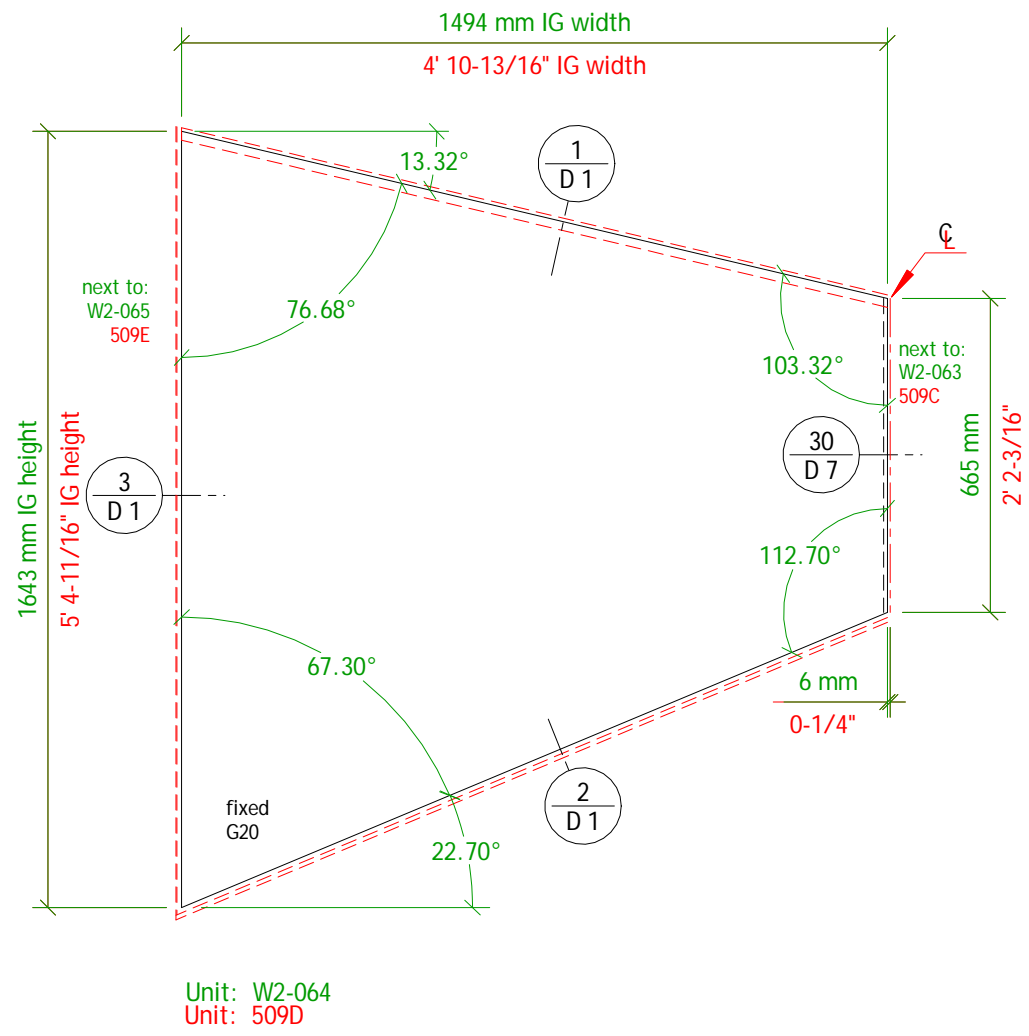
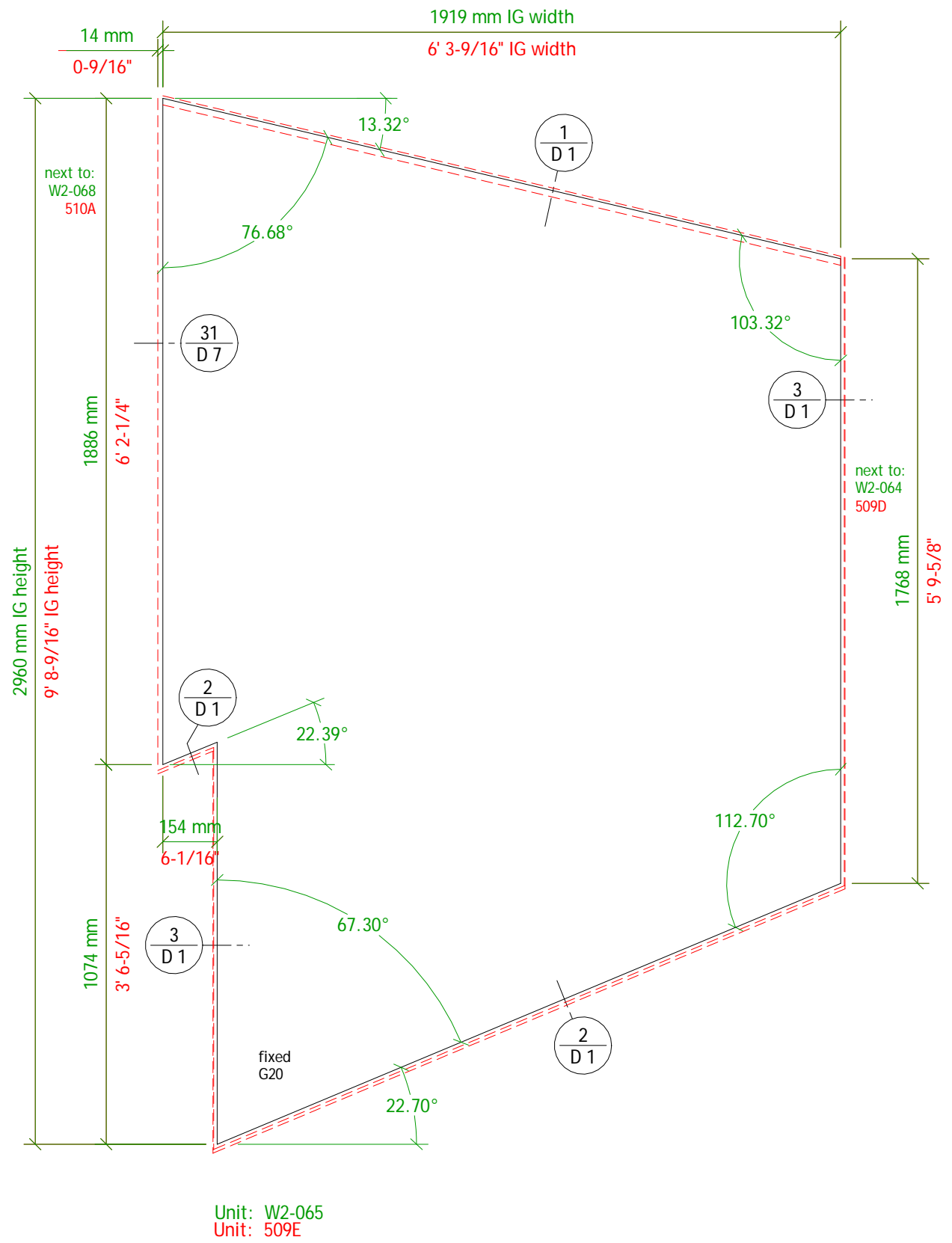
The Case Group, LLC · 195 Cohoes Ave. · Green Island, NY 12183  
Phone: 518.720.3100 · Fax: 518.720.3110 · 1.800.227.3957

Drawing: **EXTERIOR Elevation Units:**  
W2-064, W2-065  
509D, 509E

Project: Park City, UT Residence, Phase 2  
Architect: Wallace E. Cunningham, Inc.  
Builder: Big D Construction

Scale: 1 : 16 (3/4" = 1'-0")  
Date: 12.04.2009  
Drawn by: g loeffel

Specifications:  
Schedule on Page: S 1 - S 7  
Material Specifications on Page: S 8  
Revision Date:  
Revision Detail on Page: S 9



Inch measurements are rounded to the nearest 1/16";  
Units will be manufactured to metric dimensions.

Units are fully assembled if not otherwise noted

IG = Insulated Glass Unit

### Exterior View!

The Case Group, LLC · 195 Cohoes Ave. · Green Island, NY 12183  
 Phone: 518.720.3100 · Fax: 518.720.3110 · 1.800.227.3957

Drawing: **EXTERIOR Elevation Units:**  
 W2-068, W2-069  
 510A, 510B

Project: Park City, UT Residence, Phase 2

Architect: Wallace E. Cunningham, Inc.

Builder: Big D Construction

Scale: 1 : 16 (3/4" = 1'-0")  
 Date: 12.04.2009  
 Drawn by: g loeffel

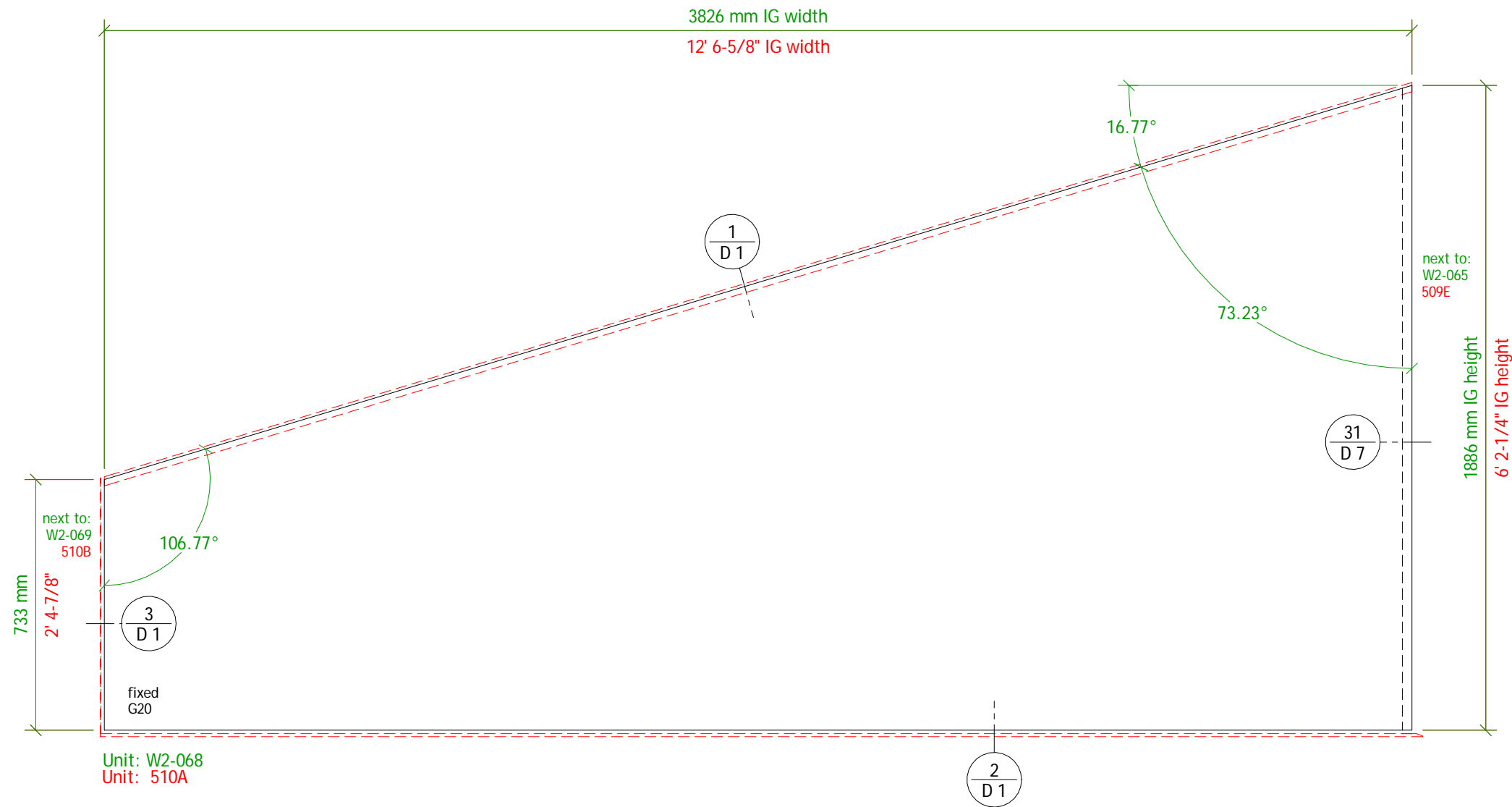
**Specifications:**

Schedule on Page: S 1 - S 7

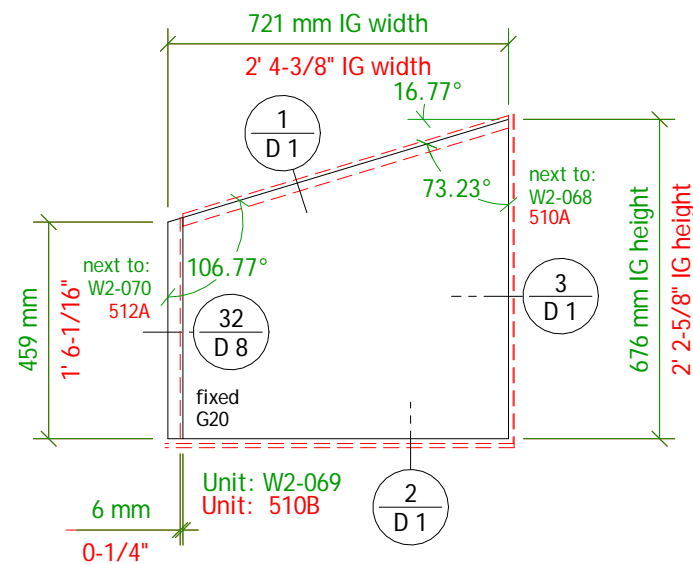
Material Specifications on Page: S 8

Revision Date:

Revision Detail on Page: S 9



Unit: W2-068  
 Unit: 510A



Unit: W2-069  
 Unit: 510B

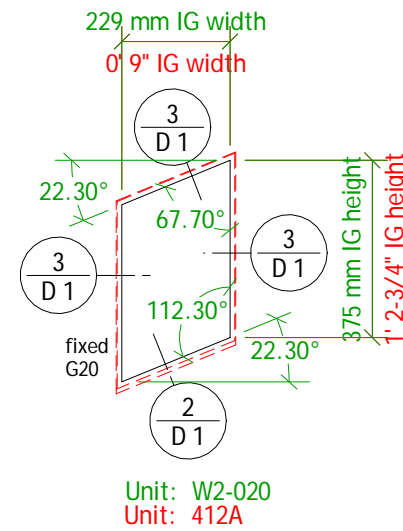
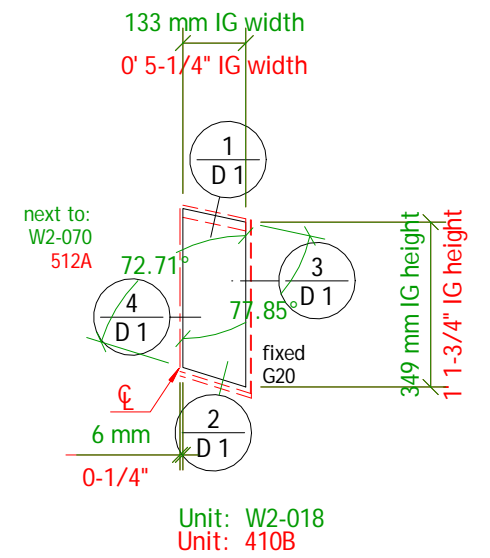
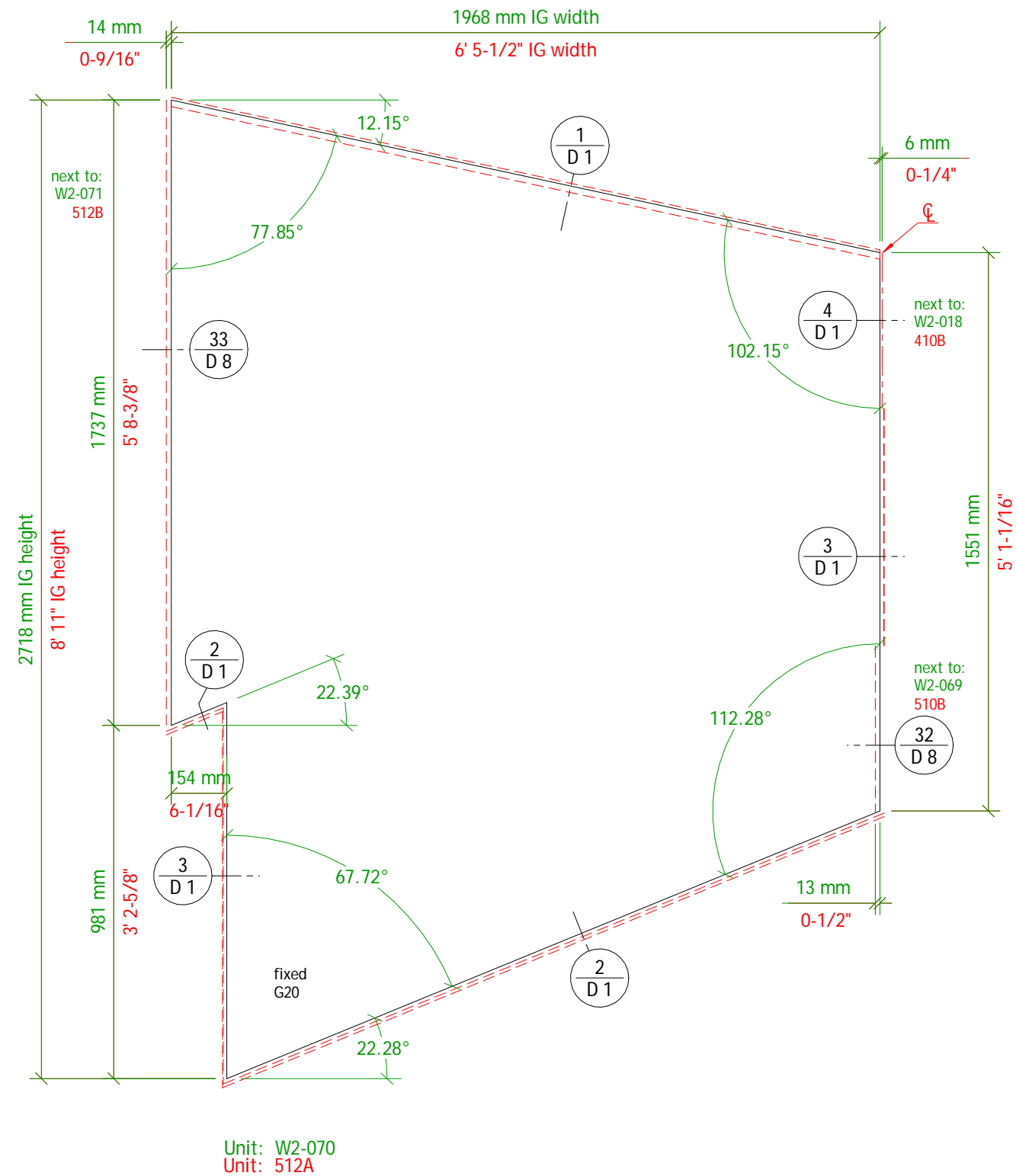
Inch measurements are rounded to the nearest 1/16";  
 Units will be manufactured to metric dimensions.

Units are fully assembled if not otherwise noted

Drawing Number:  
 Wm2-e25

Page:  
 E 25

Exterior View!



The Case Group, LLC · 195 Cohoes Ave. · Green Island, NY 12183  
Phone: 518.720.3100 · Fax: 518.720.3110 · 1.800.227.3957

Drawing: EXTERIOR Elevation Units:  
W2-070, W2-065, W2-020  
512A, 410B, 412A

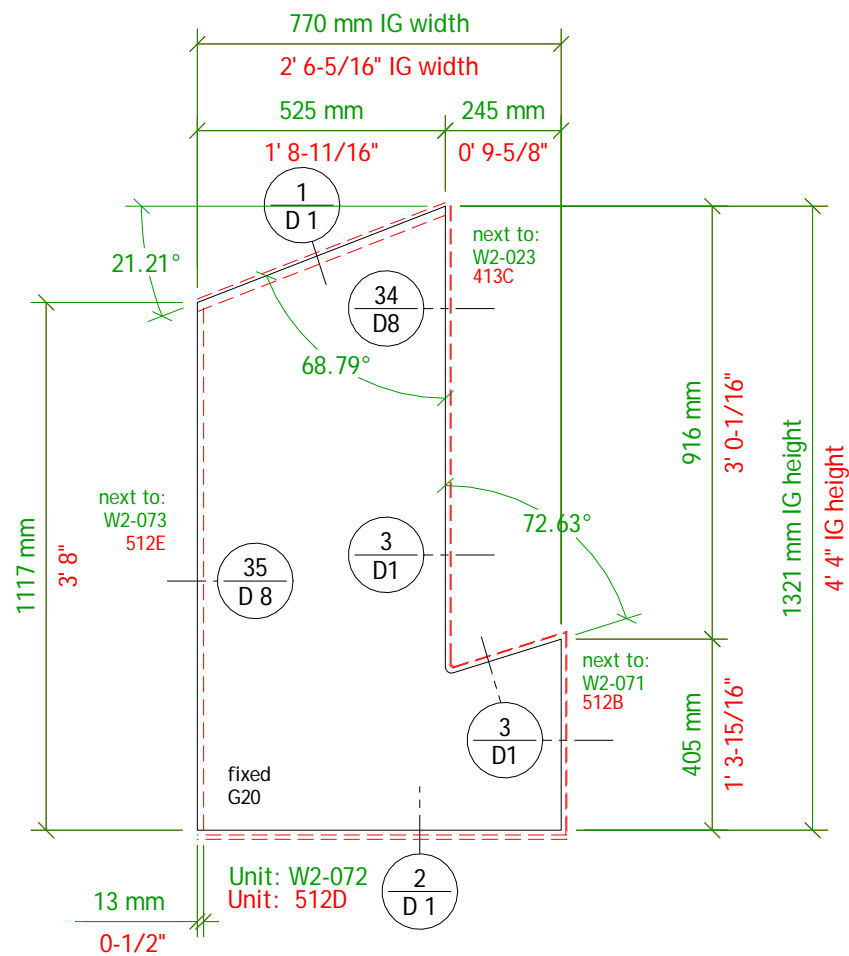
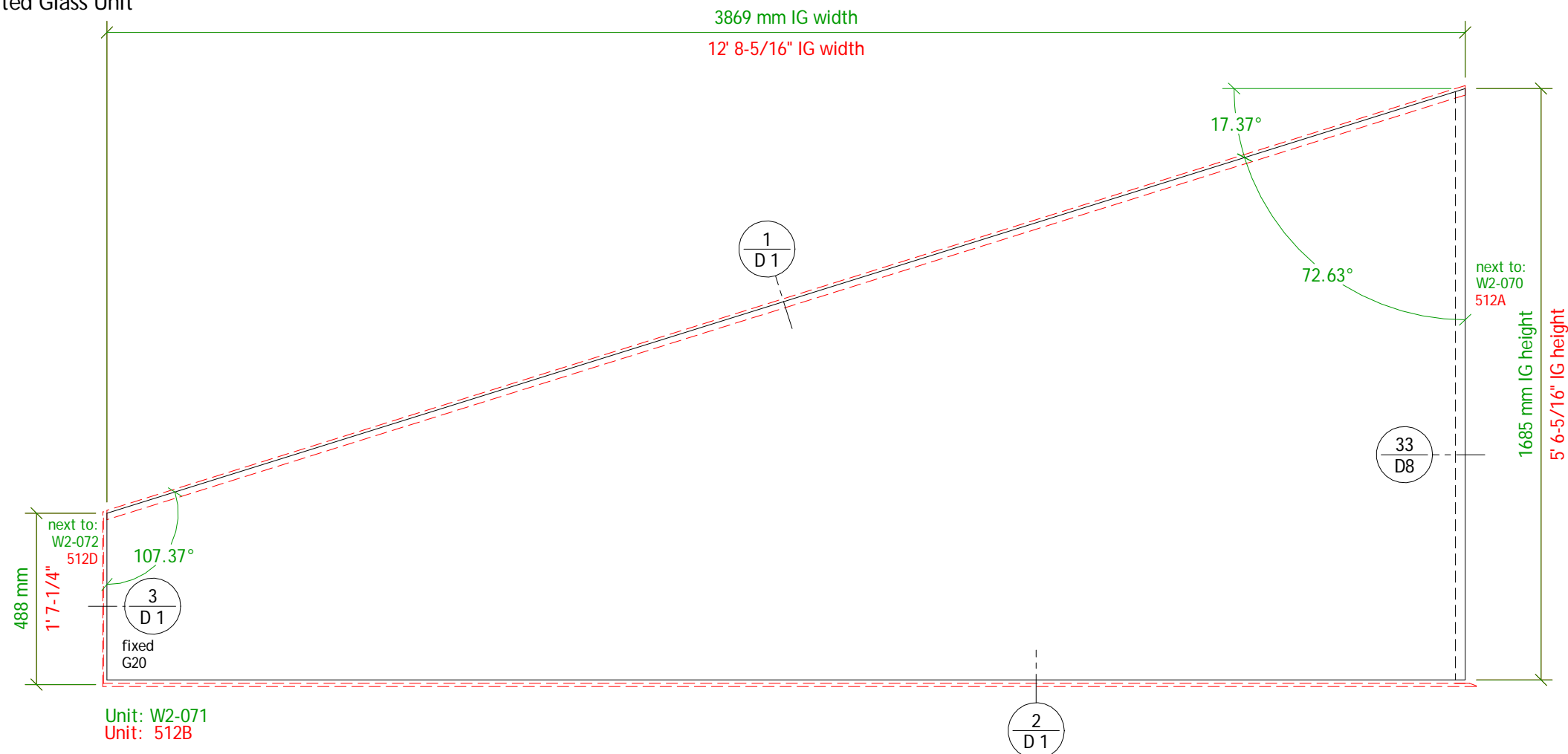
Project: Park City, UT Residence, Phase 2  
Architect: Wallace E. Cunningham, Inc.  
Builder: Big D Construction

Scale: 1 : 16 (3/4" = 1'-0")  
Date: 12.04.2009  
Drawn by: g loeffel

Specifications:  
Schedule on Page: S 1 - S 7  
Material Specifications on Page: S 8  
Revision Date:  
Revision Detail on Page: S 9

Inch measurements are rounded to the nearest 1/16";  
Units will be manufactured to metric dimensions.

IG = Insulated Glass Unit



Exterior View!

Units are fully assembled if not otherwise noted

The Case Group, LLC · 195 Cohoes Ave. · Green Island, NY 12183  
Phone: 518.720.3100 · Fax: 518.720.3110 · 1.800.227.3957

Drawing: **EXTERIOR Elevation Units:**  
W2-071, W2-072  
512B, 512C

Project: Park City, UT Residence, Phase 2

Architect: Wallace E. Cunningham, Inc.

Builder: Big D Construction

Scale: 1 : 16 (3/4" = 1'-0")  
Date: 12.04.2009  
Drawn by: g loeffel

Specifications:

Schedule on Page: S 1 - S 7

Material Specifications on Page: S 8

Revision Date:

Revision Detail on Page: S 9

Inch measurements are rounded to the nearest 1/16";  
Units will be manufactured to metric dimensions.

Drawing Number:

Wm2-e27

Page:

E 27

## Exterior View!

The Case Group, LLC · 195 Cohoes Ave. · Green Island, NY 12183  
 Phone: 518.720.3100 · Fax: 518.720.3110 · 1.800.227.3957

Drawing: **EXTERIOR Elevation Units:**  
 W2-022, W2-023  
 413B, 413C

Project: Park City, UT Residence, Phase 2

Architect: Wallace E. Cunningham, Inc.

Builder: Big D Construction

Scale: 1 : 16 (3/4" = 1'-0")  
 Date: 12.04.2009  
 Drawn by: g loeffel

**Specifications:**

Schedule on Page: S 1 - S 7

Material Specifications on Page: S 8

Revision Date:

Revision Detail on Page: S 9

Inch measurements are rounded to the nearest 1/16";  
 Units will be manufactured to metric dimensions.

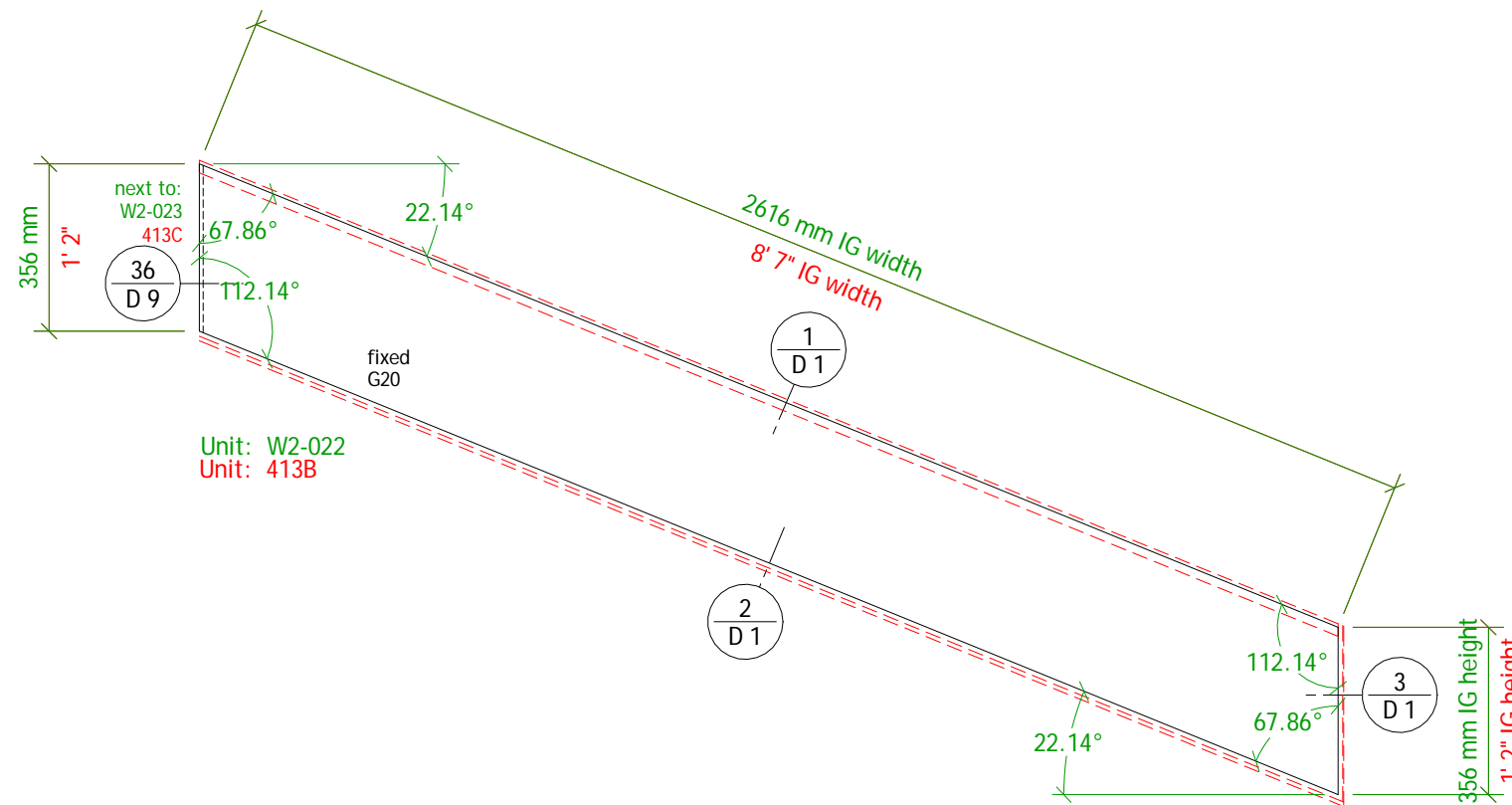
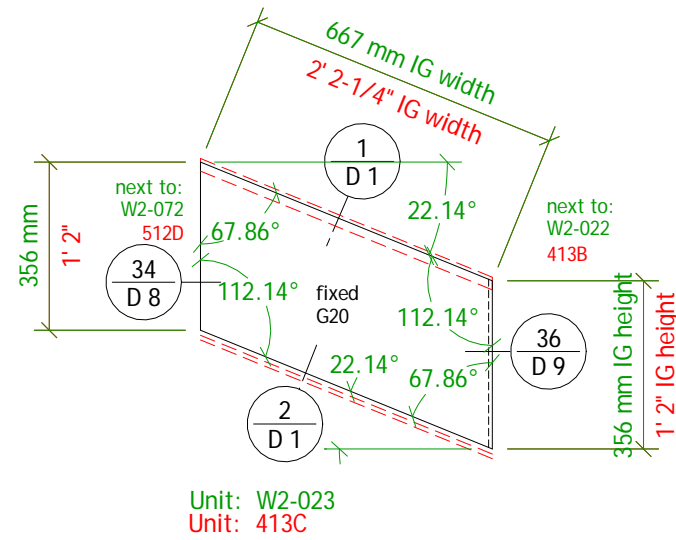
Drawing Number:

**Wm2-e28**

Page:

**E 28**

Units are fully assembled if not otherwise noted





## Exterior View!

The Case Group, LLC · 195 Cohoes Ave. · Green Island, NY 12183  
 Phone: 518.720.3100 · Fax: 518.720.3110 · 1.800.227.3957

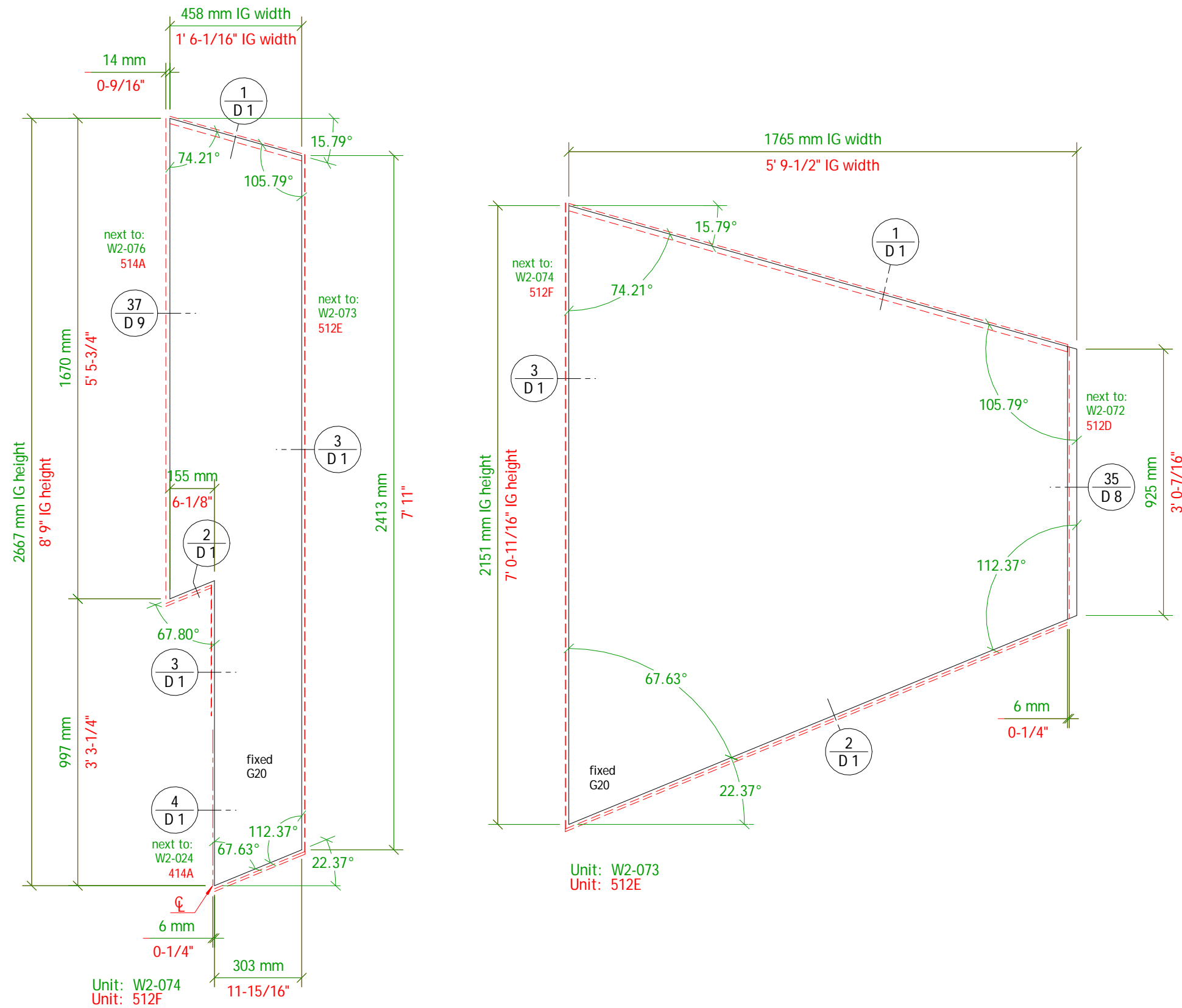
Drawing: **EXTERIOR Elevation Units:**  
 W2-073, W2-074  
 512E, 512F

Project: Park City, UT Residence, Phase 2  
 Architect: Wallace E. Cunningham, Inc.  
 Builder: Big D Construction

Scale: 1 : 16 (3/4" = 1'-0")  
 Date: 12.04.2009  
 Drawn by: g loeffel

**Specifications:**

Schedule on Page: S 1 - S 7  
 Material Specifications on Page: S 8  
 Revision Date:  
 Revision Detail on Page: S 9



Inch measurements are rounded to the nearest 1/16";  
 Units will be manufactured to metric dimensions.



IG = Insulated Glass Unit

# Exterior View!



The Case Group, LLC · 195 Cohoes Ave. · Green Island, NY 12183  
Phone: 518.720.3100 · Fax: 518.720.3110 · 1.800.227.3957

Drawing: **EXTERIOR Elevation Units:**  
W2-024, W2-076, W2-081  
414A, 514A, 514F

Project: Park City, UT Residence, Phase 2

Architect: Wallace E. Cunningham, Inc.

Builder: Big D Construction

Scale: 1 : 16 (3/4" = 1'-0")  
Date: 12.04.2009  
Drawn by: g loeffel

### Specifications:

Schedule on Page: S 1 - S 7

Material Specifications on Page: S 8

Revision Date:

Revision Detail on Page: S 9

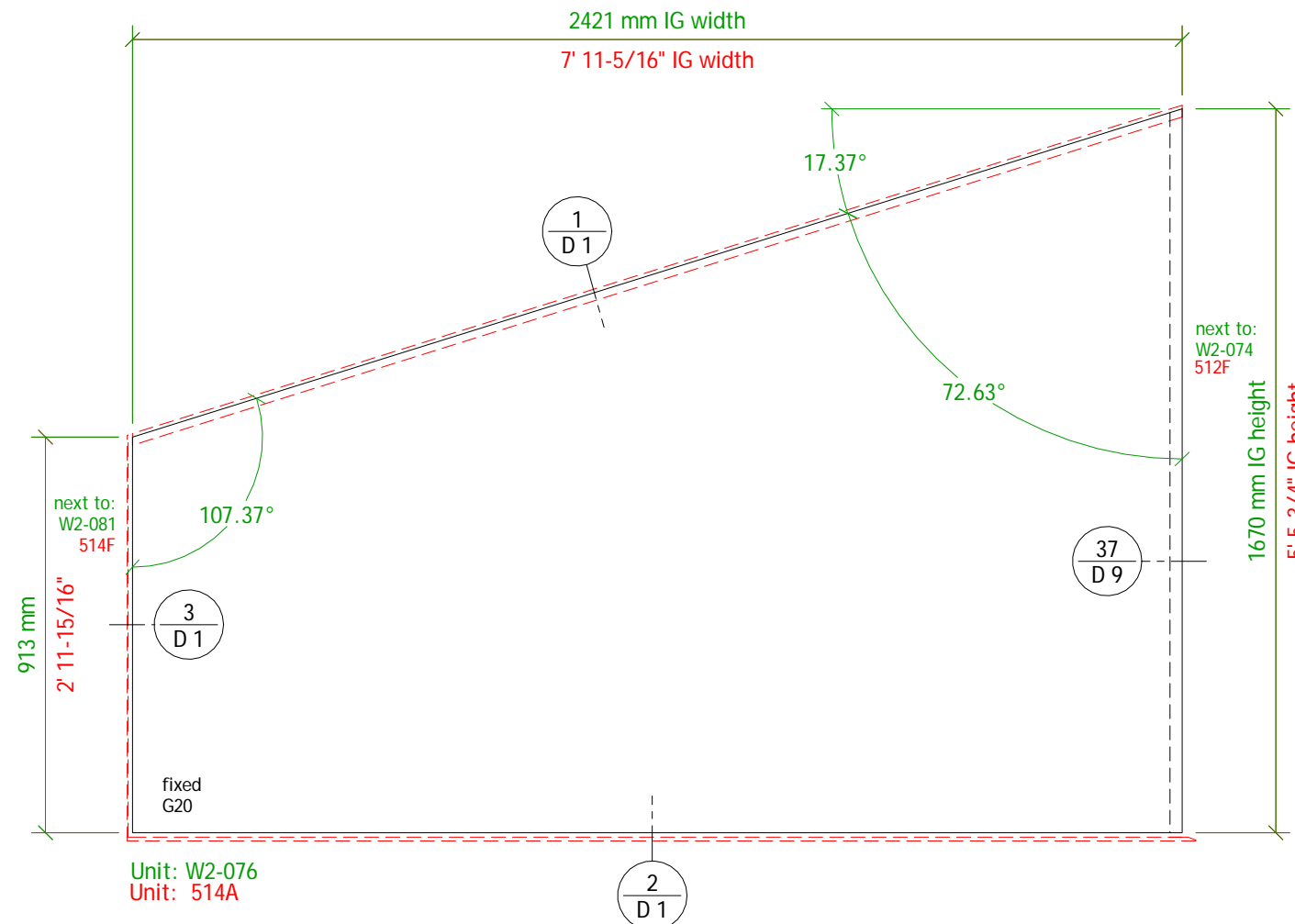
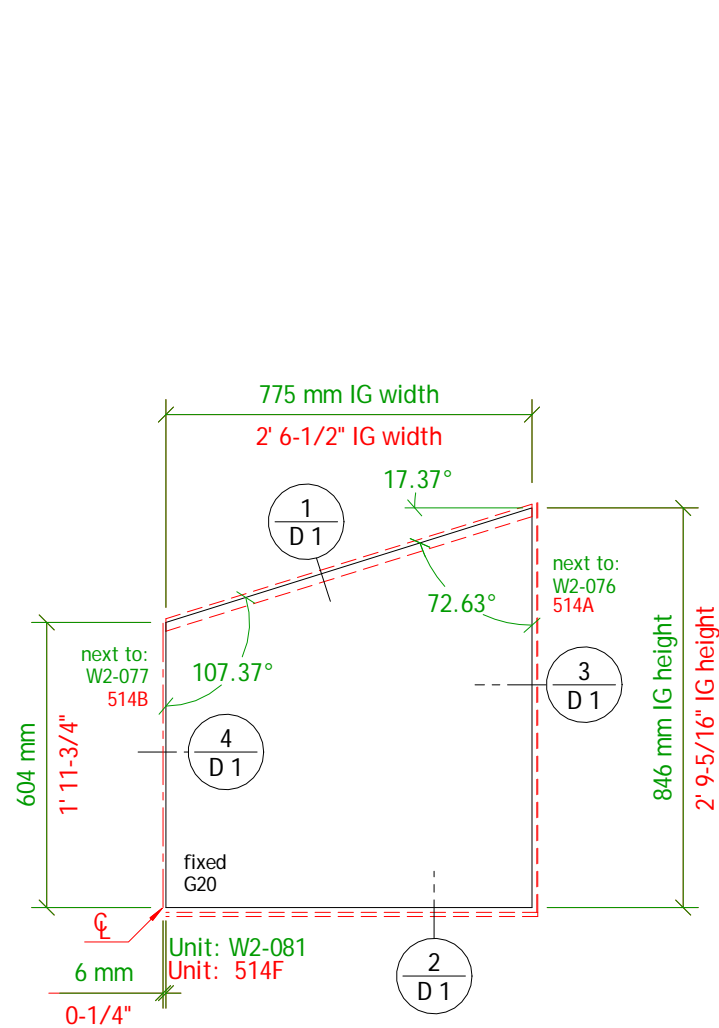
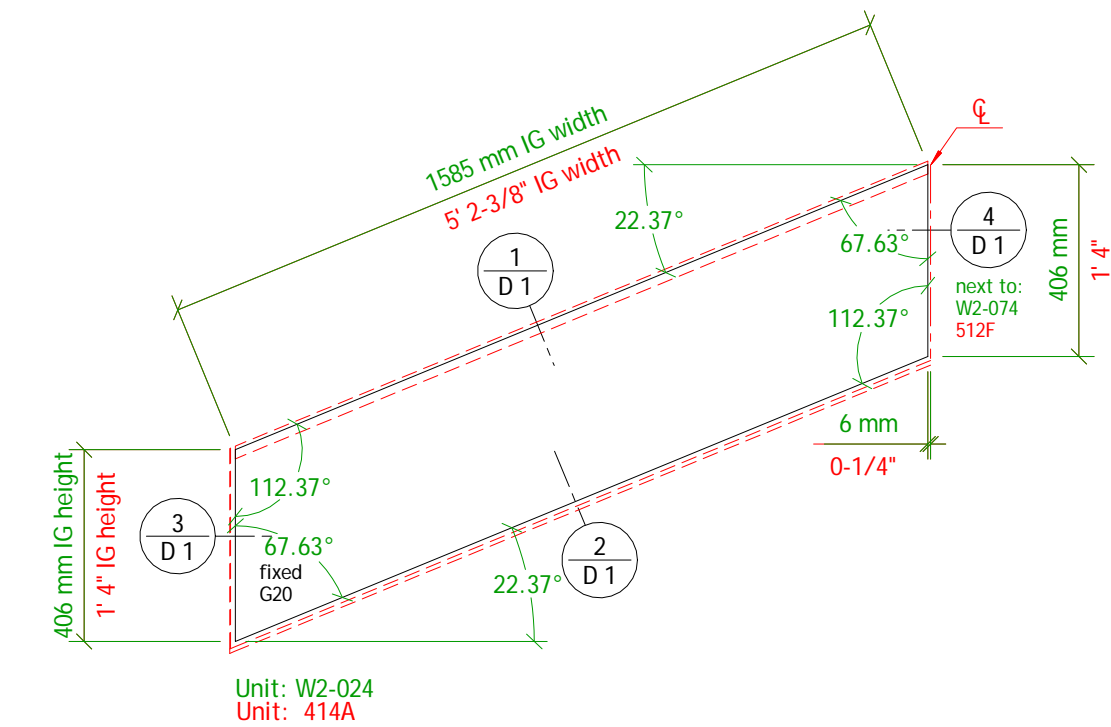
Inch measurements are rounded to the nearest 1/16";  
Units will be manufactured to metric dimensions.

Drawing Number:

Wm2-e30

Page:

E 30



Units are fully assembled if not otherwise noted

IG = Insulated Glass Unit

# Exterior View!



The Case Group, LLC · 195 Cohoes Ave. · Green Island, NY 12183  
Phone: 518.720.3100 · Fax: 518.720.3110 · 1.800.227.3957

Drawing: **EXTERIOR Elevation Units:**  
W2-077, W2-078  
514B, 514C

Project: Park City, UT Residence, Phase 2

Architect: Wallace E. Cunningham, Inc.

Builder: Big D Construction

Scale: 1 : 16 (3/4" = 1'-0")  
Date: 12.04.2009  
Drawn by: g loeffel

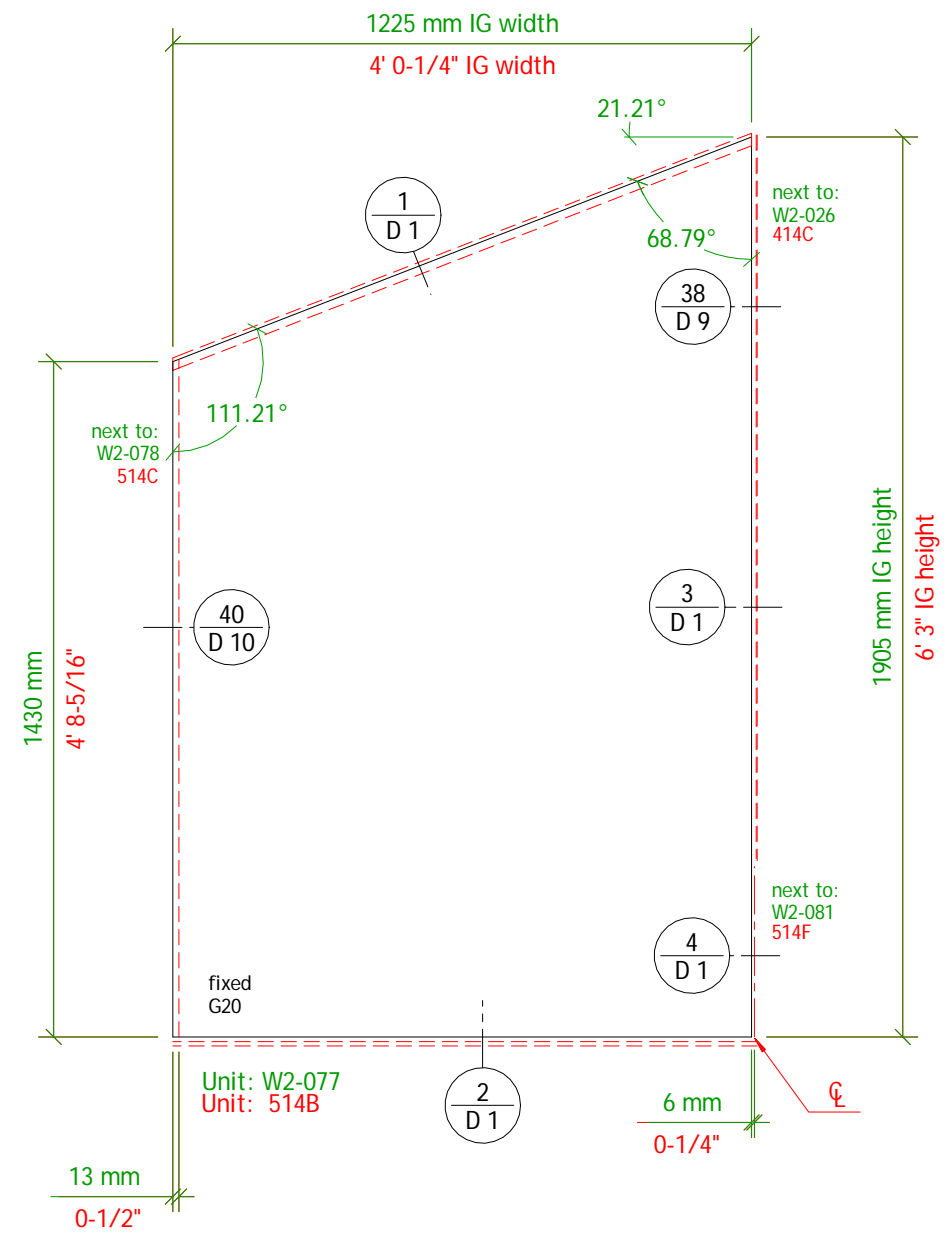
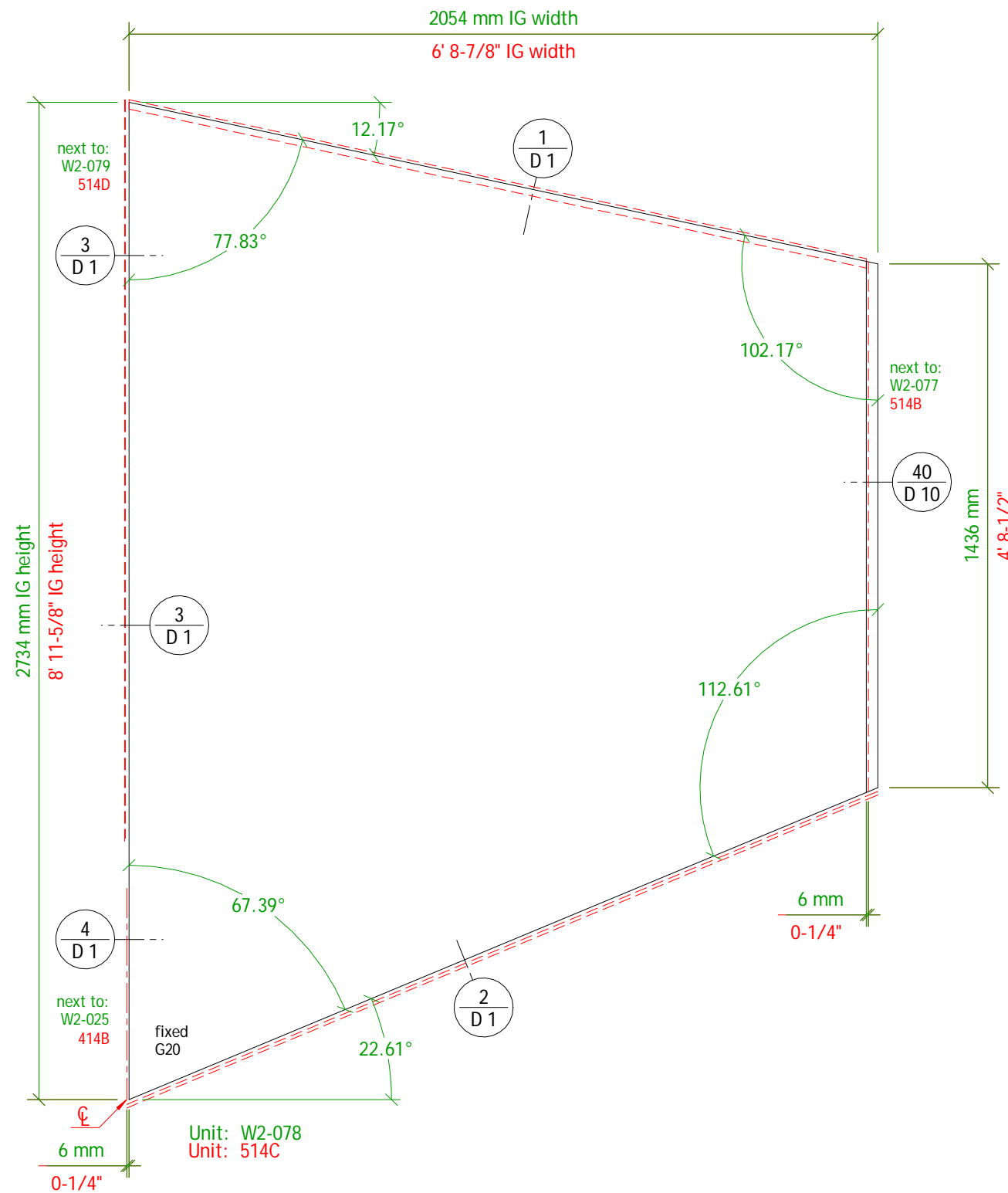
Specifications:

Schedule on Page: S 1 - S 7

Material Specifications on Page: S 8

Revision Date:

Revision Detail on Page: S 9



Inch measurements are rounded to the nearest 1/16";  
Units will be manufactured to metric dimensions.

Units are fully assembled if not otherwise noted

Drawing Number:

Wm2-e31

Page:

E 31

IG = Insulated Glass Unit

# Exterior View!



The Case Group, LLC · 195 Cohoes Ave. · Green Island, NY 12183  
Phone: 518.720.3100 · Fax: 518.720.3110 · 1.800.227.3957

Drawing: **EXTERIOR Elevation Units:**  
W2-025, W2-026, W2-027  
414B, 414C, 414D

Project: Park City, UT Residence, Phase 2

Architect: Wallace E. Cunningham, Inc.

Builder: Big D Construction

Scale: 1 : 16 (3/4" = 1'-0")  
Date: 12.04.2009  
Drawn by: g loeffel

Specifications:

Schedule on Page: S 1 - S 7

Material Specifications on Page: S 8

Revision Date:

Revision Detail on Page: S 9

Inch measurements are rounded to the nearest 1/16";  
Units will be manufactured to metric dimensions.

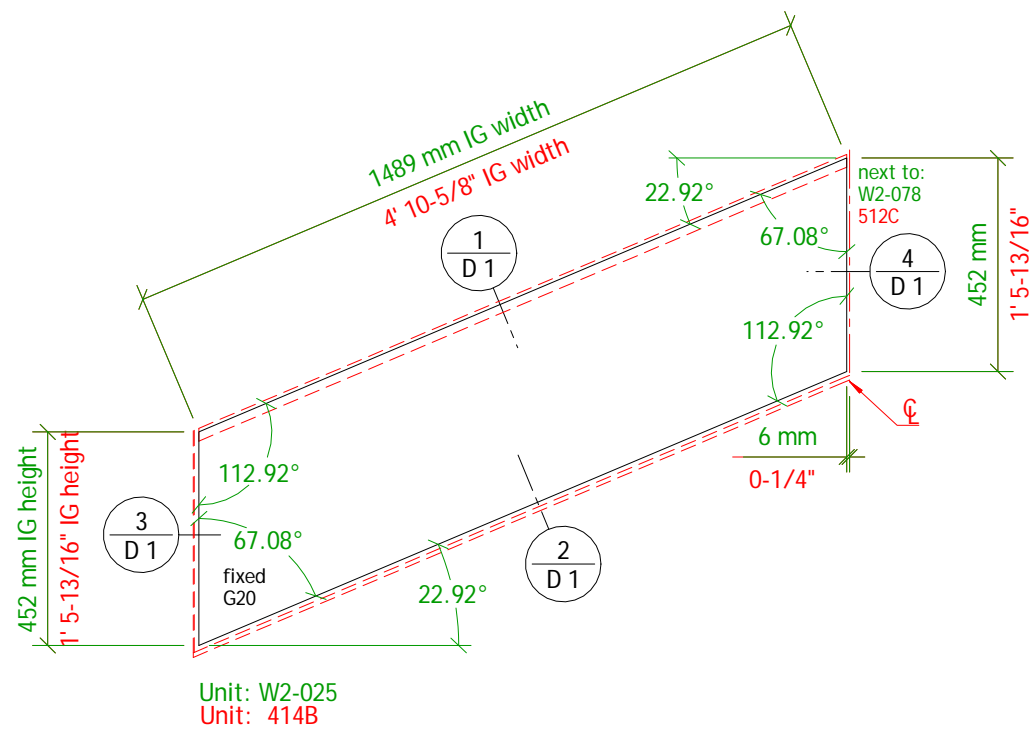
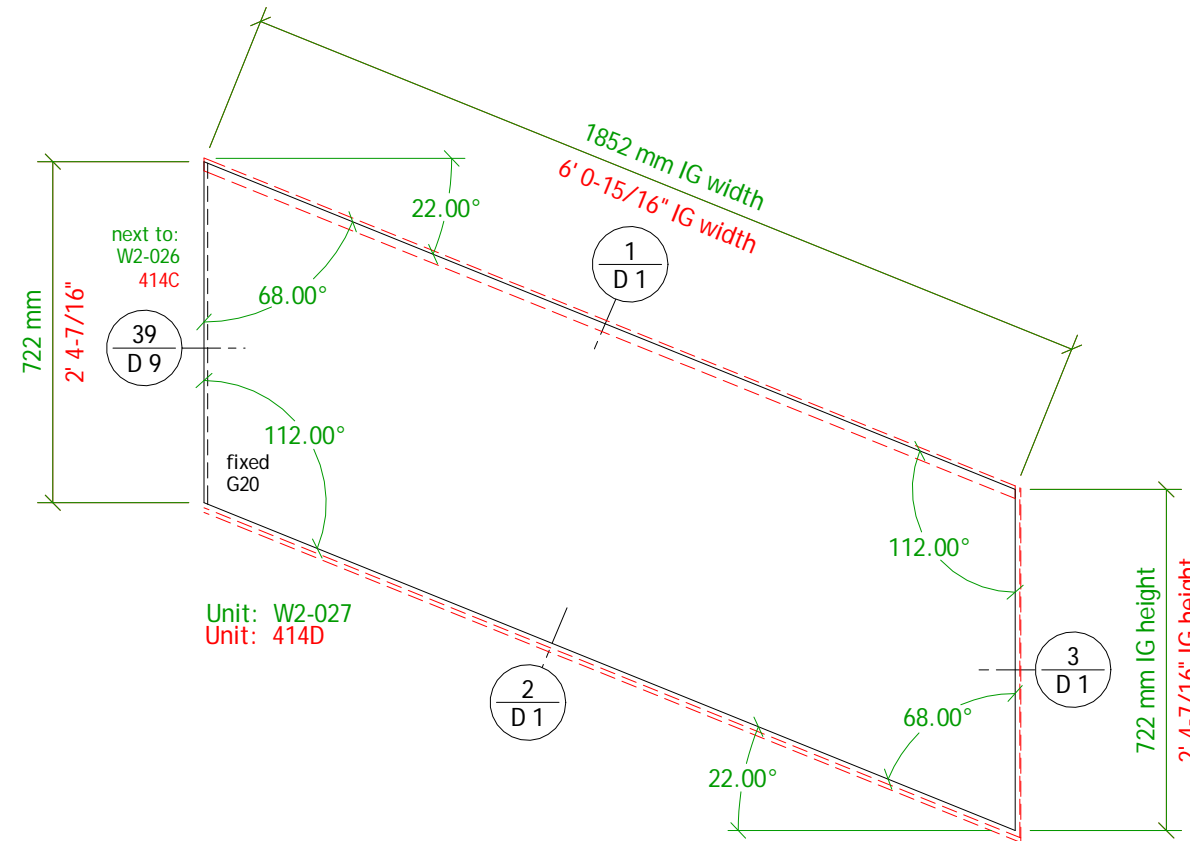
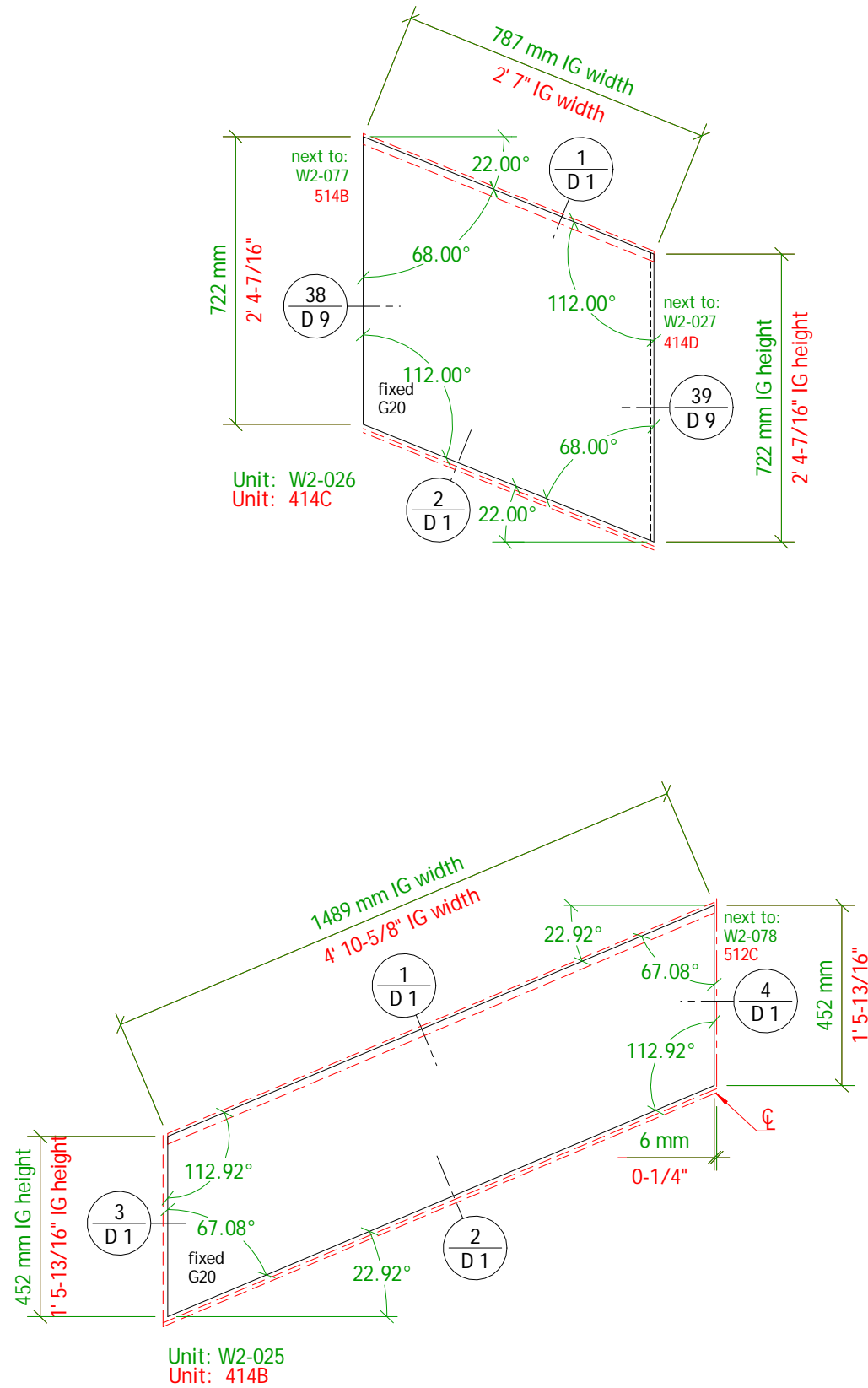
Drawing Number:

Wm2-e32

Page:

E 32

Units are fully assembled if not otherwise noted



IG = Insulated Glass Unit

# Exterior View!



The Case Group, LLC · 195 Cohoes Ave. · Green Island, NY 12183  
Phone: 518.720.3100 · Fax: 518.720.3110 · 1.800.227.3957

Drawing: **EXTERIOR Elevation Units:**  
W2-079, W2-080  
514D, 514E

Project: Park City, UT Residence, Phase 2

Architect: Wallace E. Cunningham, Inc.

Builder: Big D Construction

Scale: 1 : 16 (3/4" = 1'-0")  
Date: 12.04.2009  
Drawn by: g loeffel

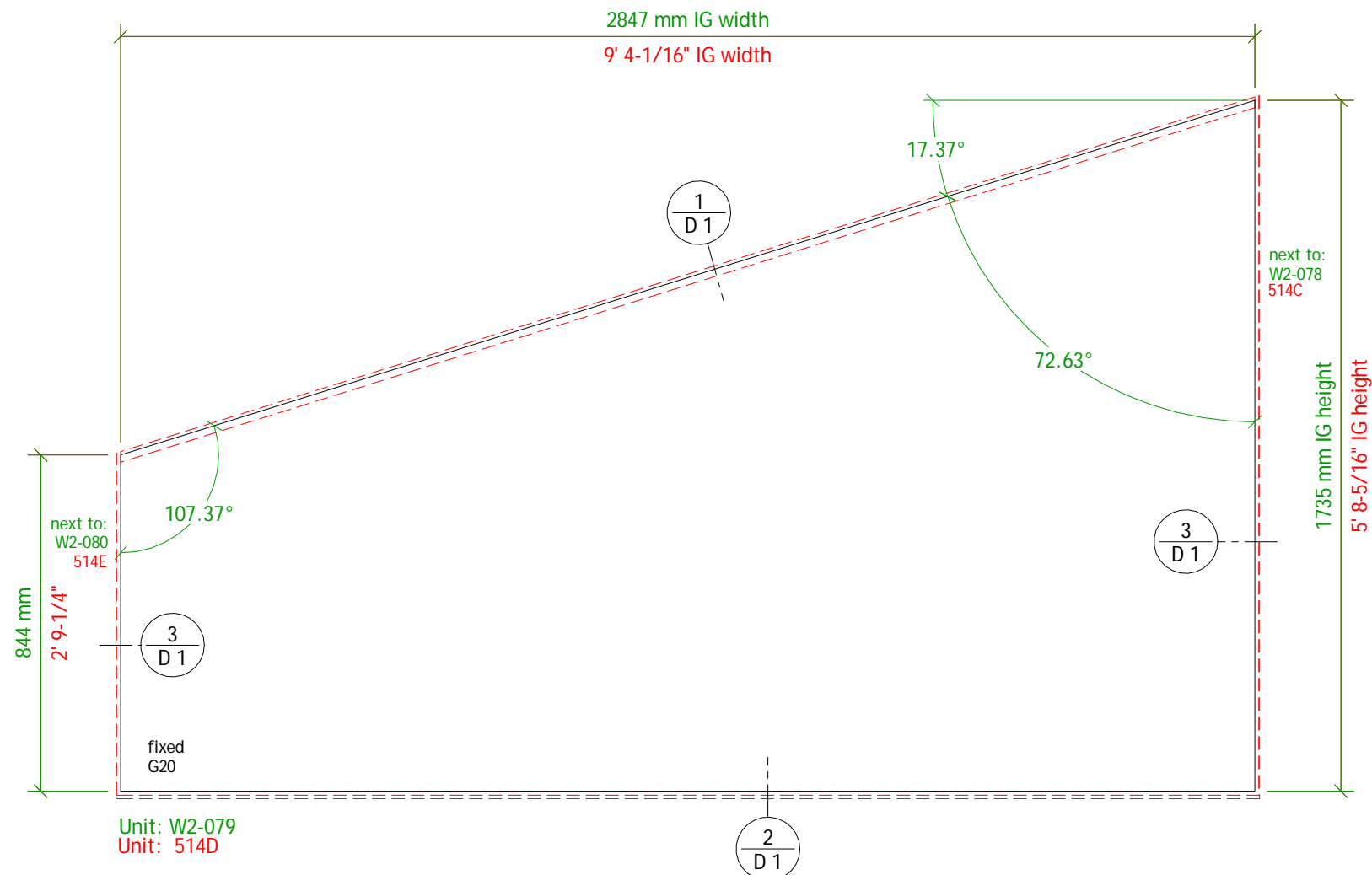
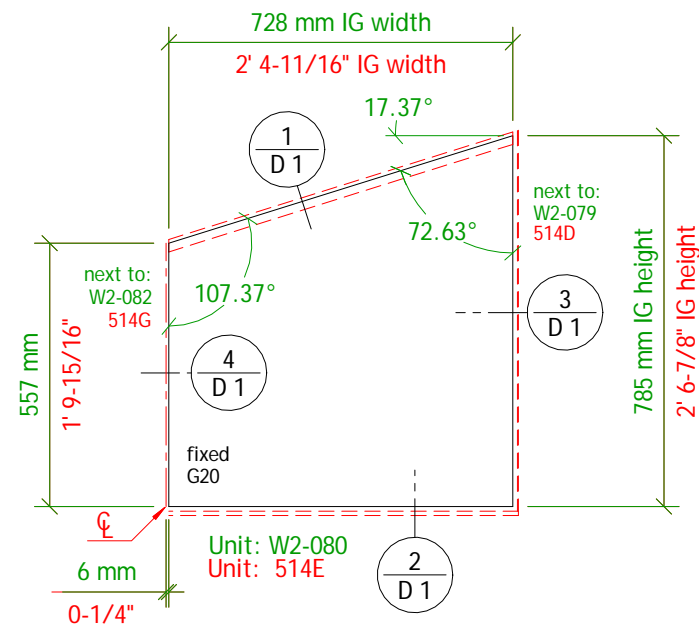
Specifications:

Schedule on Page: S 1 - S 7

Material Specifications on Page: S 8

Revision Date:

Revision Detail on Page: S 9



Inch measurements are rounded to the nearest 1/16";  
Units will be manufactured to metric dimensions.

Units are fully assembled if not otherwise noted

Drawing Number:  
Wm2-e33

Page:  
E 33

IG = Insulated Glass Unit

# Exterior View!



The Case Group, LLC · 195 Cohoes Ave. · Green Island, NY 12183  
Phone: 518.720.3100 · Fax: 518.720.3110 · 1.800.227.3957

Drawing: **EXTERIOR Elevation Units:**  
W2-082, W2-083  
514G, 515A

Project: Park City, UT Residence, Phase 2

Architect: Wallace E. Cunningham, Inc.

Builder: Big D Construction

Scale: 1 : 16 (3/4" = 1'-0")  
Date: 12.04.2009  
Drawn by: g loeffel

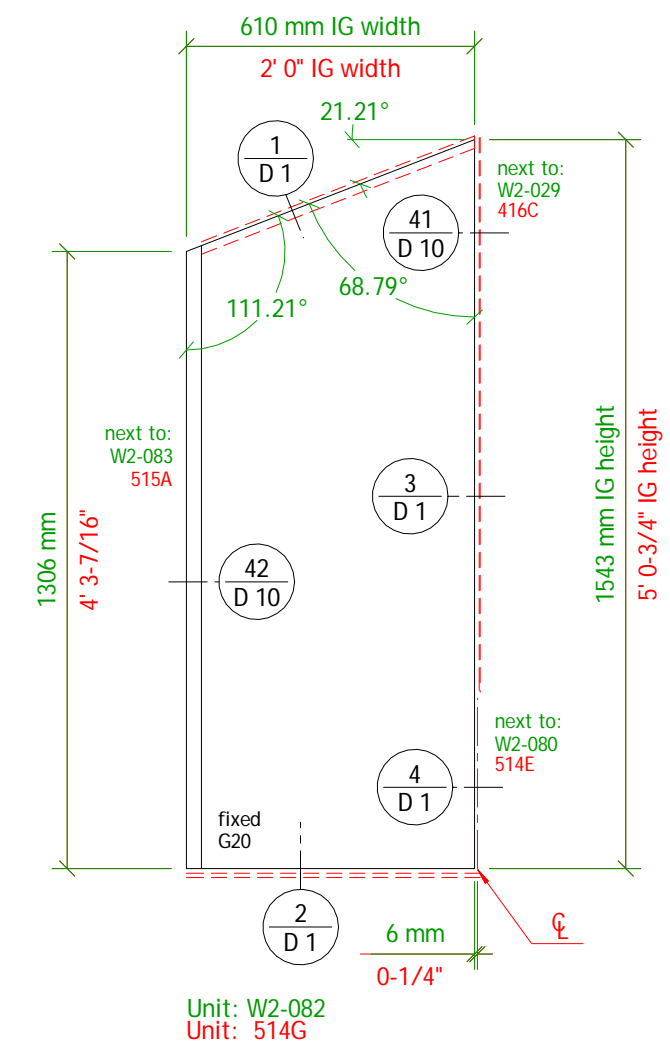
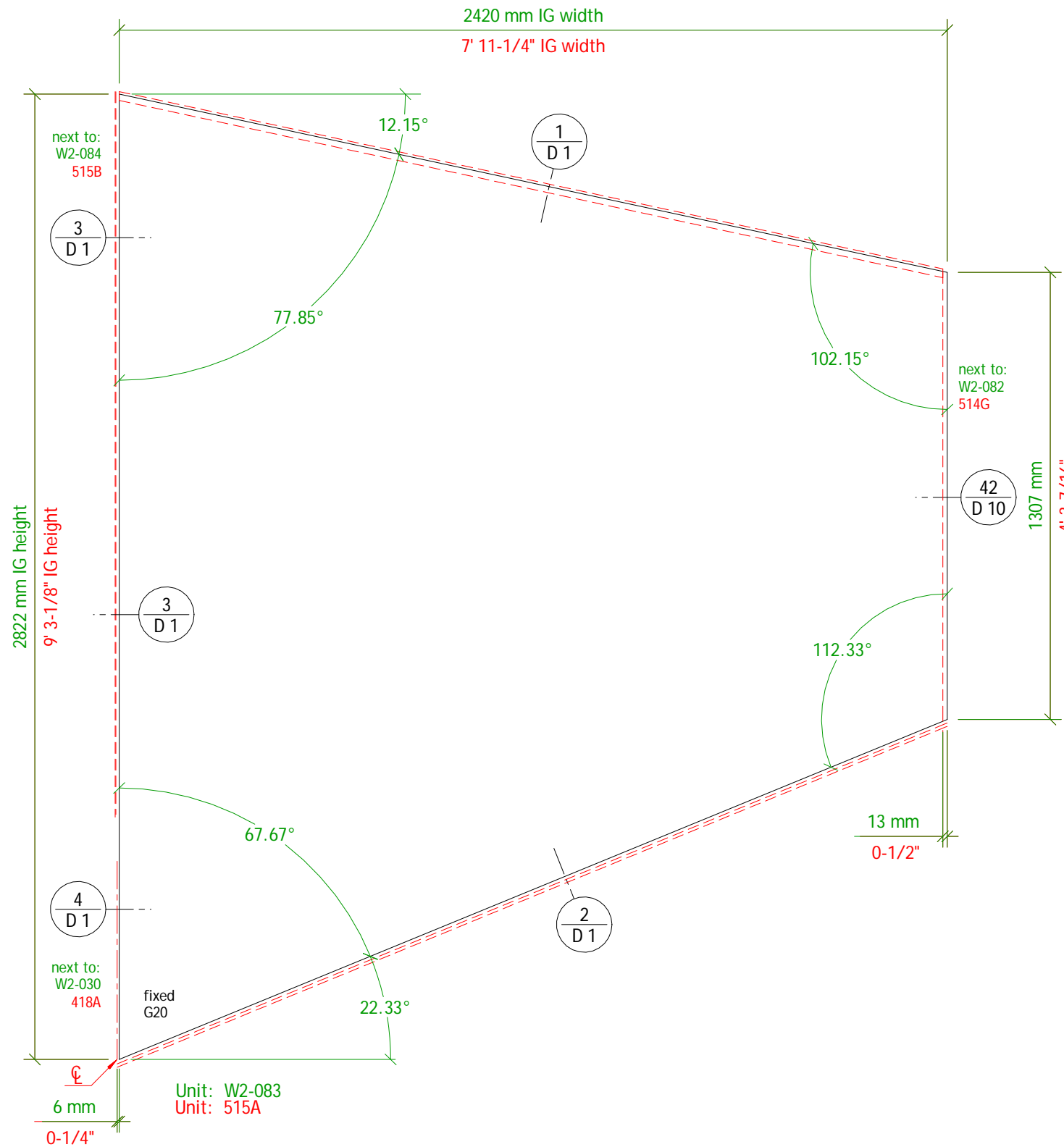
Specifications:

Schedule on Page: S 1 - S 7

Material Specifications on Page: S 8

Revision Date:

Revision Detail on Page: S 9



Inch measurements are rounded to the nearest 1/16";  
Units will be manufactured to metric dimensions.

Units are fully assembled if not otherwise noted

Drawing Number:  
Wm2-e34

Page:  
E 34

IG = Insulated Glass Unit

# Exterior View!



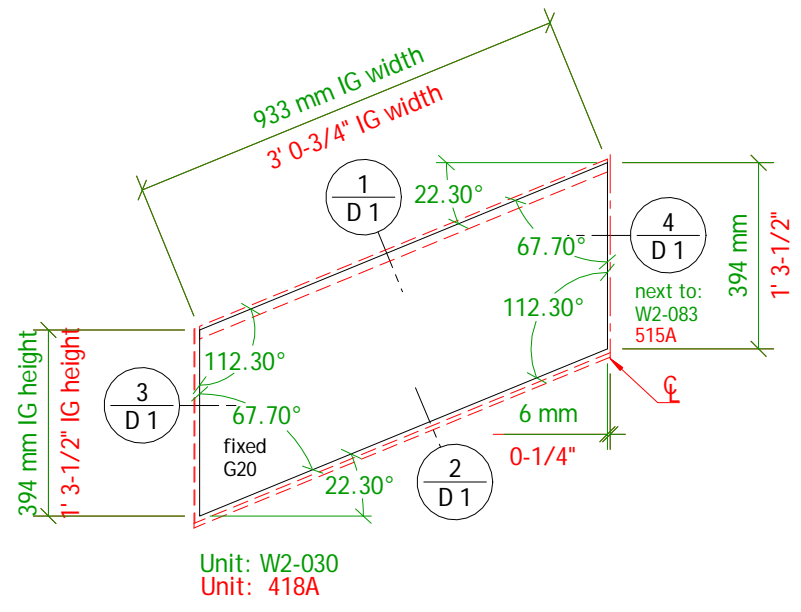
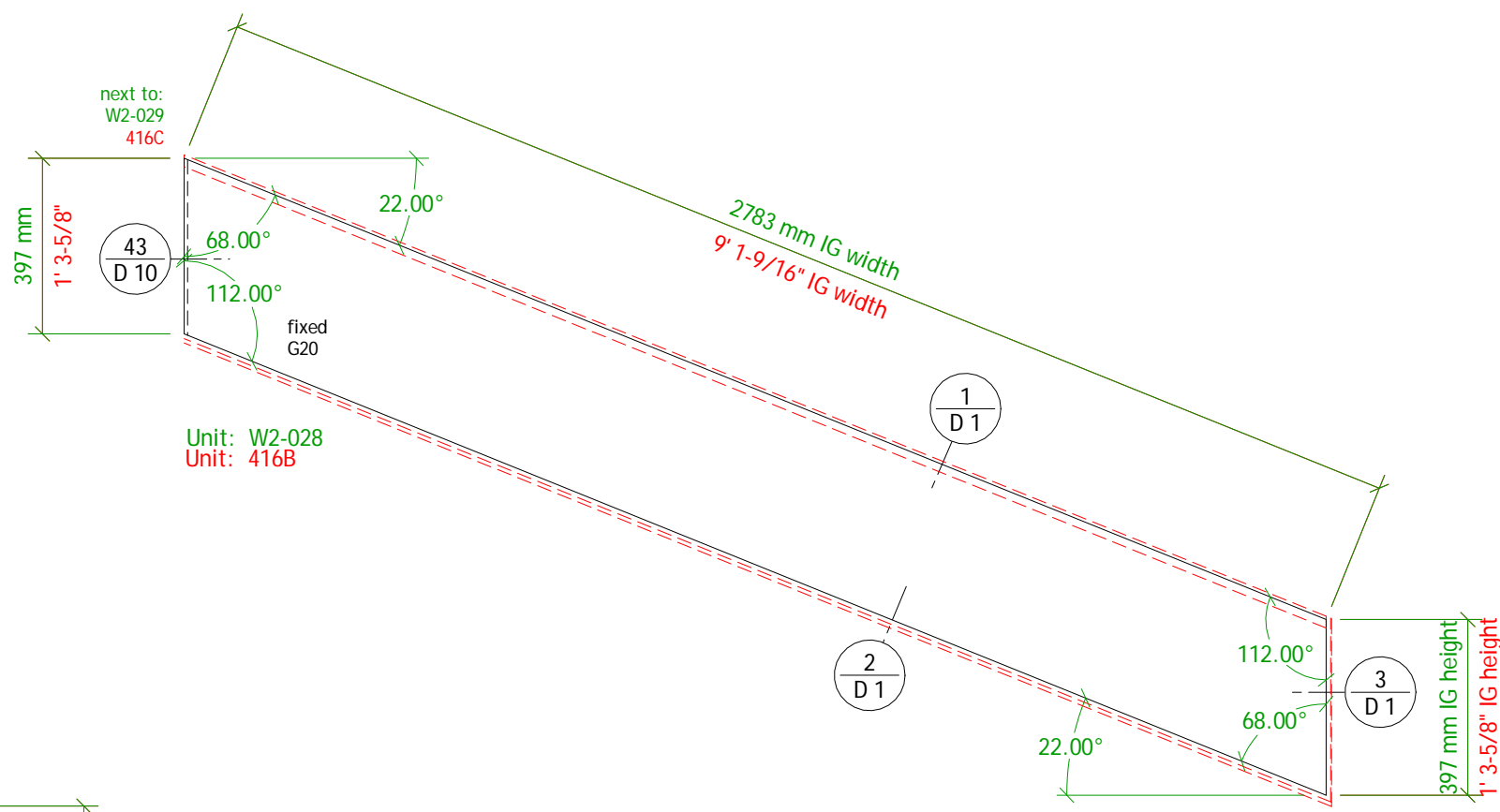
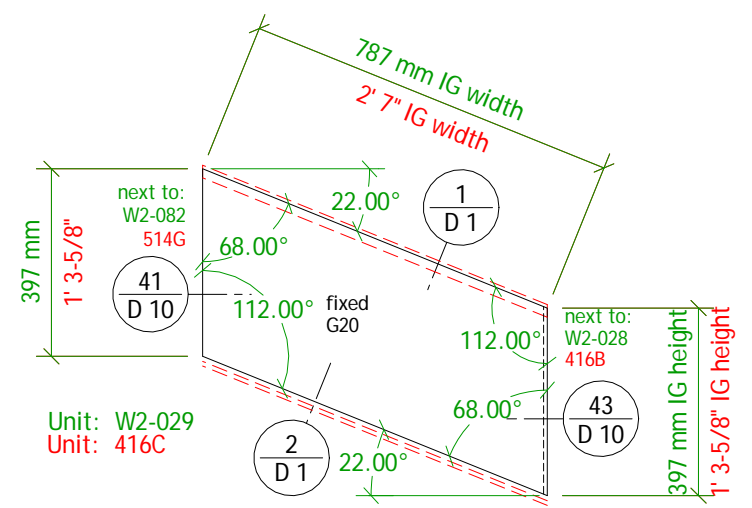
The Case Group, LLC · 195 Cohoes Ave. · Green Island, NY 12183  
Phone: 518.720.3100 · Fax: 518.720.3110 · 1.800.227.3957

Drawing: **EXTERIOR Elevation Units:**  
W2-028, W2-029, W2-030  
416B, 416C, 418A

Project: Park City, UT Residence, Phase 2  
Architect: Wallace E. Cunningham, Inc.  
Builder: Big D Construction

Scale: 1 : 16 (3/4" = 1'-0")  
Date: 12.04.2009  
Drawn by: g loeffel

Specifications:  
Schedule on Page: S 1 - S 7  
Material Specifications on Page: S 8  
Revision Date:  
Revision Detail on Page: S 9



Inch measurements are rounded to the nearest 1/16";  
Units will be manufactured to metric dimensions.

Units are fully assembled if not otherwise noted

IG = Insulated Glass Unit

# Exterior View!



The Case Group, LLC · 195 Cohoes Ave. · Green Island, NY 12183  
Phone: 518.720.3100 · Fax: 518.720.3110 · 1.800.227.3957

Drawing: **EXTERIOR Elevation Units:**  
W2-084, W2-085  
515B, 518A

Project: Park City, UT Residence, Phase 2

Architect: Wallace E. Cunningham, Inc.

Builder: Big D Construction

Scale: 1 : 16 (3/4" = 1'-0")  
Date: 12.04.2009  
Drawn by: g loeffel

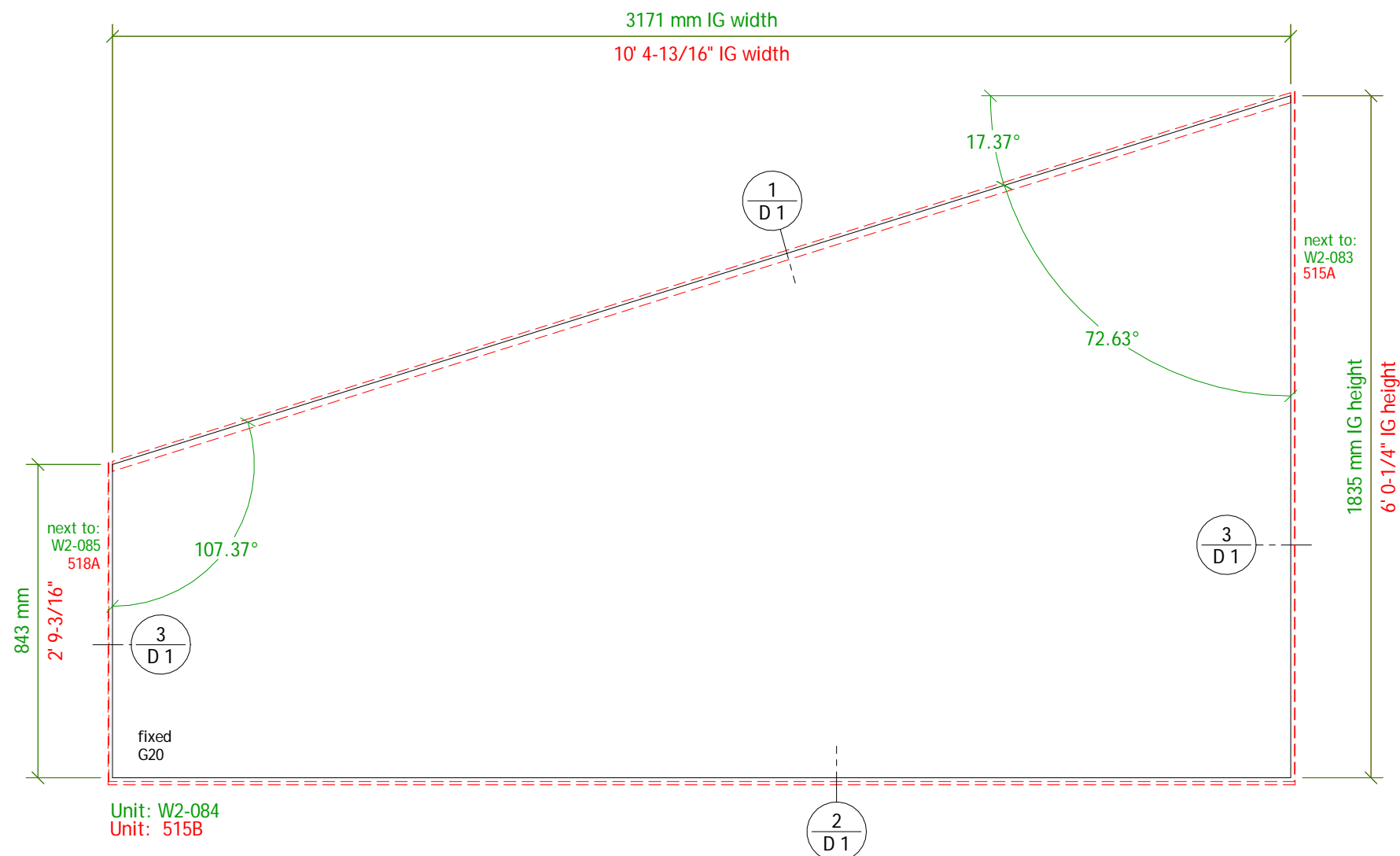
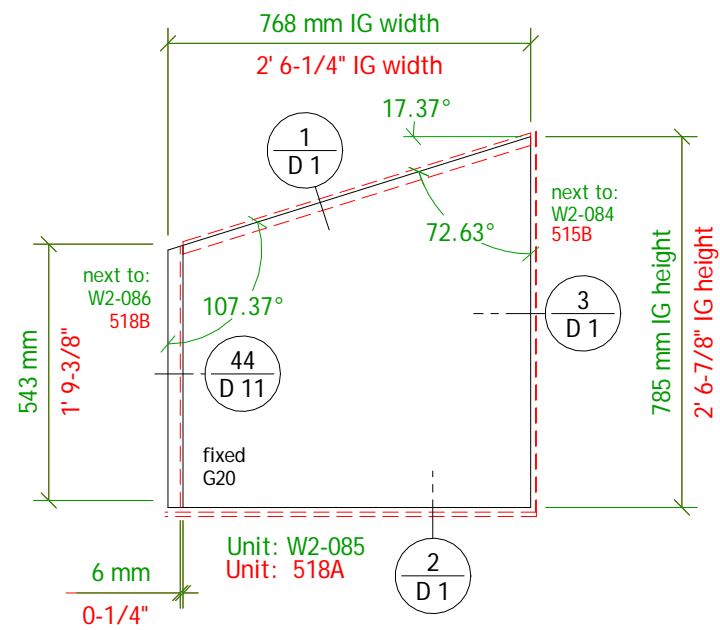
### Specifications:

Schedule on Page: S 1 - S 7

Material Specifications on Page: S 8

Revision Date:

Revision Detail on Page: S 9



Inch measurements are rounded to the nearest 1/16";  
Units will be manufactured to metric dimensions.

Units are fully assembled if not otherwise noted

Drawing Number:  
Wm2-e36

Page:  
E 36



IG = Insulated Glass Unit

### Exterior View!



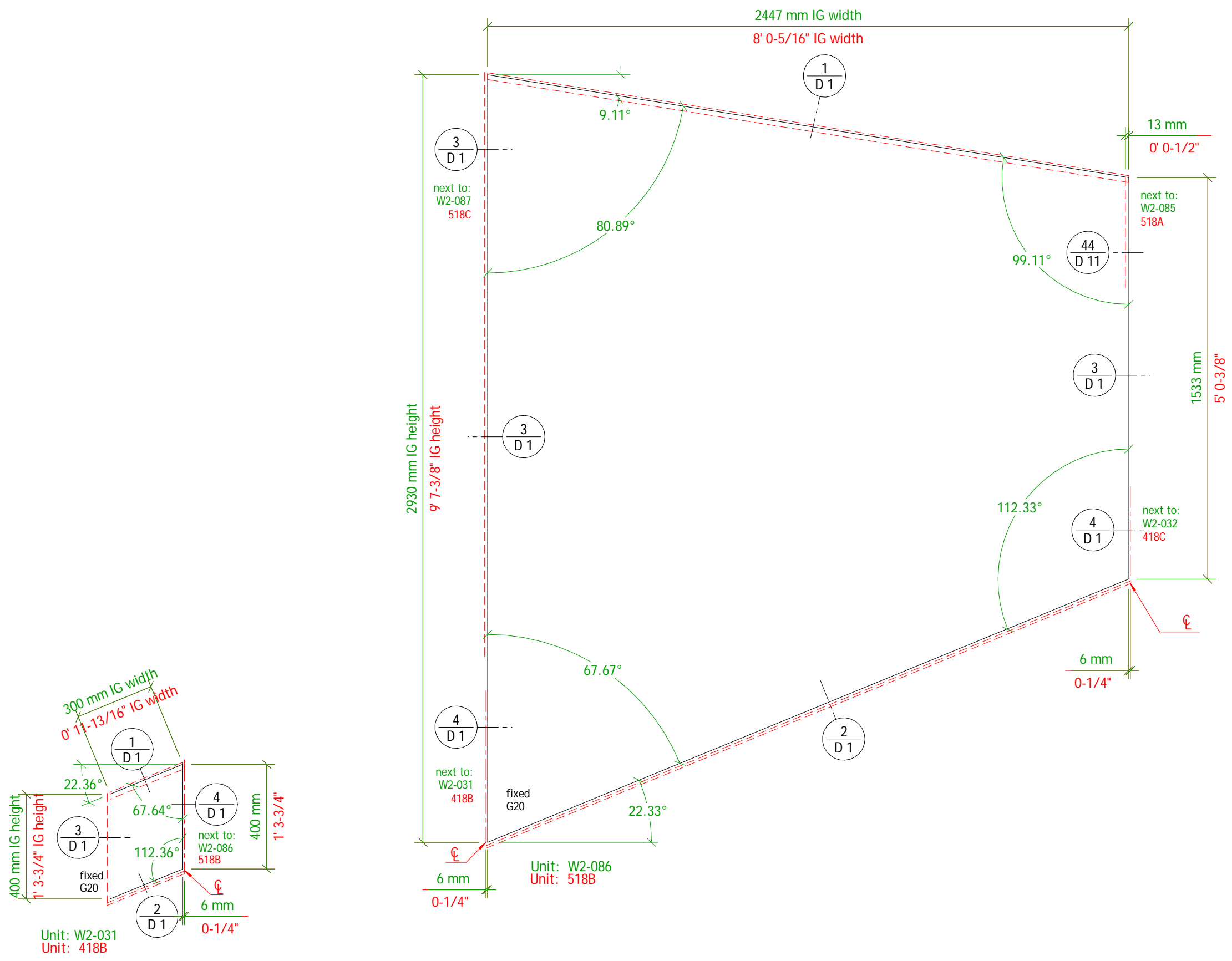
The Case Group, LLC · 195 Cohoes Ave. · Green Island, NY 12183  
Phone: 518.720.3100 · Fax: 518.720.3110 · 1.800.227.3957

Drawing: **EXTERIOR Elevation Units:**  
W2-086, W2-031  
518B, 418B

Project: Park City, UT Residence, Phase 2  
Architect: Wallace E. Cunningham, Inc.  
Builder: Big D Construction

Scale: 1 : 16 (3/4" = 1'-0")  
Date: 12.04.2009  
Drawn by: g loeffel

Specifications:  
Schedule on Page: S 1 - S 7  
Material Specifications on Page: S 8  
Revision Date:  
Revision Detail on Page: S 9



Inch measurements are rounded to the nearest 1/16";  
Units will be manufactured to metric dimensions.

Units are fully assembled if not otherwise noted



EXTERIOR VIEW!

The Case Group, LLC · 195 Cohoes Ave. · Green Island, NY 12183  
 Phone: 518.720.3100 · Fax: 518.720.3110 · 1.800.227.3957

Drawing: **EXTERIOR Elevation Units:**  
 W2-032, W2-033  
 418E, 418C

Project: Park City, UT Residence, Phase 2

Architect: Wallace E. Cunningham, Inc.

Builder: Big D Construction

Scale: 1 : 16 (3/4" = 1'-0")  
 Date: 12.04.2009  
 Drawn by: g loeffel

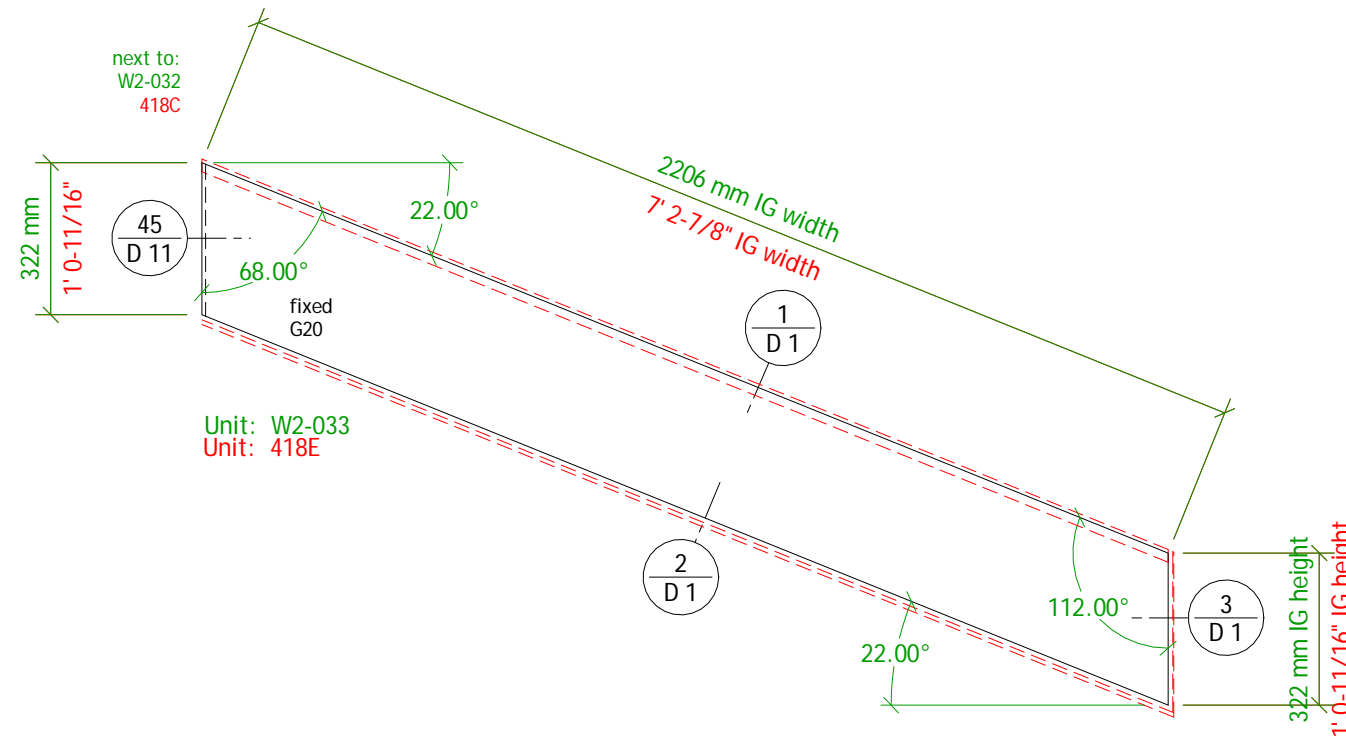
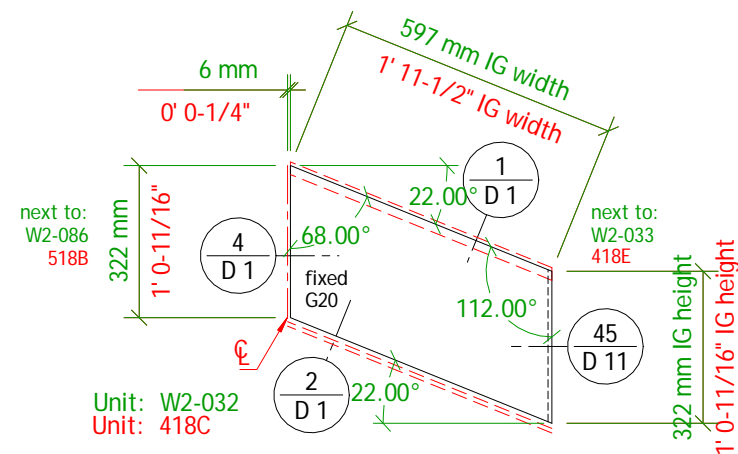
Specifications:

Schedule on Page: S 1 - S 7

Material Specifications on Page: S 8

Revision Date:

Revision Detail on Page: S 9



Inch measurements are rounded to the nearest 1/16";  
 Units will be manufactured to metric dimensions.

# EXTERIOR VIEW!

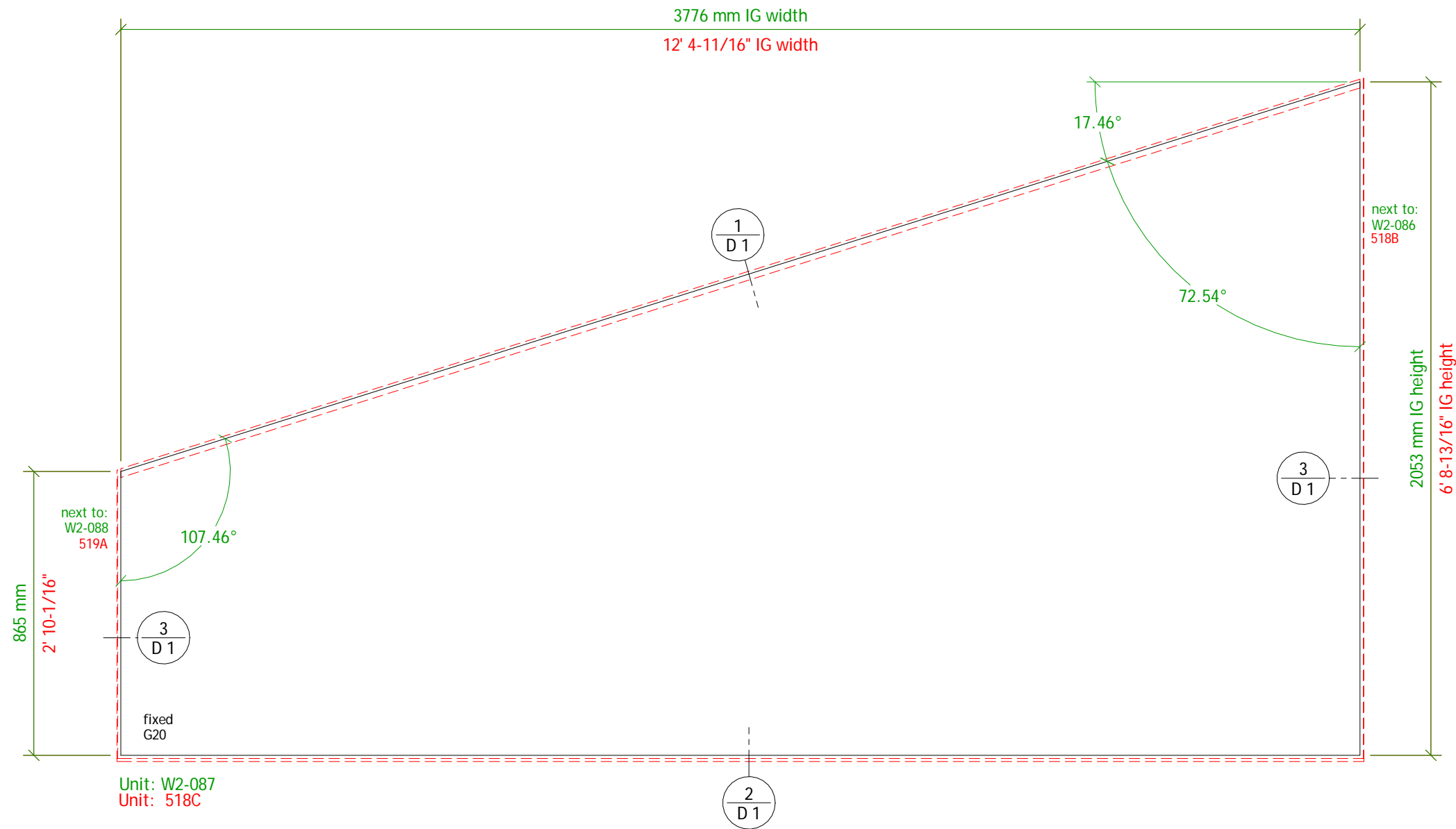
The Case Group, LLC · 195 Cohoes Ave. · Green Island, NY 12183  
 Phone: 518.720.3100 · Fax: 518.720.3110 · 1.800.227.3957

Drawing: **EXTERIOR Elevation Units:**  
 W2-087  
 518C

Project: Park City, UT Residence, Phase 2  
 Architect: Wallace E. Cunningham, Inc.  
 Builder: Big D Construction

Scale: 1 : 16 (3/4" = 1'-0")  
 Date: 12.04.2009  
 Drawn by: g loeffel

Specifications:  
 Schedule on Page: S 1 - S 7  
 Material Specifications on Page: S 8  
 Revision Date:  
 Revision Detail on Page: S 9



Inch measurements are rounded to the nearest 1/16";  
 Units will be manufactured to metric dimensions.

IG = Insulated Glass Unit

EXTERIOR VIEW!



The Case Group, LLC · 195 Cohoes Ave. · Green Island, NY 12183  
 Phone: 518.720.3100 · Fax: 518.720.3110 · 1.800.227.3957

Drawing: **EXTERIOR Elevation Units:**  
 W2-034, W2-088, W2-089  
 419A, 519A, 519B

Project: Park City, UT Residence, Phase 2

Architect: Wallace E. Cunningham, Inc.

Builder: Big D Construction

Scale: 1 : 16 (3/4" = 1'-0")  
 Date: 12.04.2009  
 Drawn by: g loeffel

Specifications:

Schedule on Page: S 1 - S 7

Material Specifications on Page: S 8

Revision Date:

Revision Detail on Page: S 9

Inch measurements are rounded to the nearest 1/16";  
 Units will be manufactured to metric dimensions.

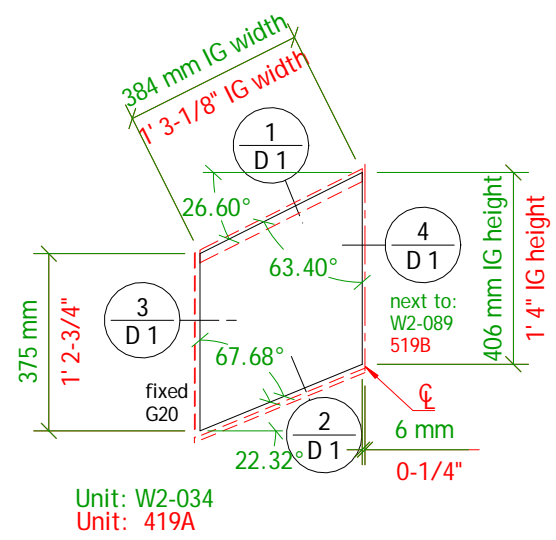
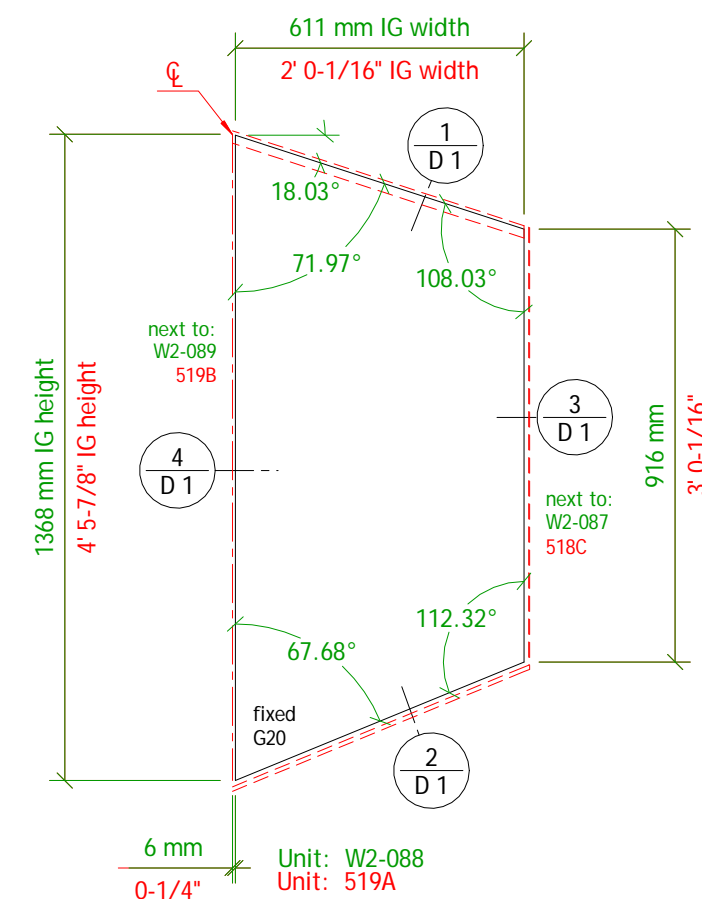
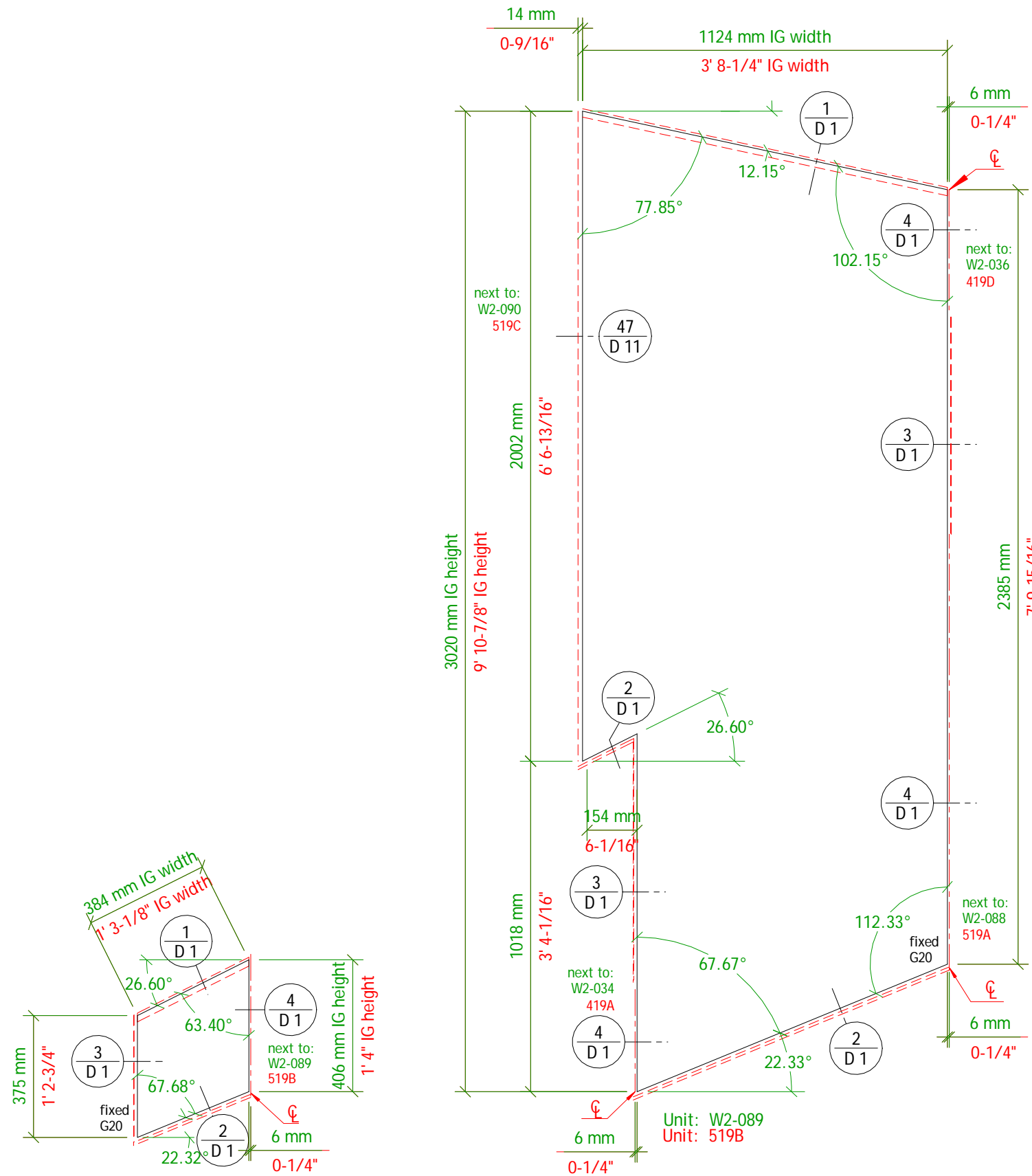
Drawing Number:

Wm2-e40

Page:

E 40

Units are fully assembled if not otherwise noted



IG = Insulated Glass Unit

# EXTERIOR VIEW!



The Case Group, LLC · 195 Cohoes Ave. · Green Island, NY 12183  
Phone: 518.720.3100 · Fax: 518.720.3110 · 1.800.227.3957

Drawing: **EXTERIOR Elevation Units:**  
W2-035, W2-036  
419C, 419D

Project: Park City, UT Residence, Phase 2

Architect: Wallace E. Cunningham, Inc.

Builder: Big D Construction

Scale: 1 : 16 (3/4" = 1'-0")  
Date: 12.05.2009  
Drawn by: g loeffel

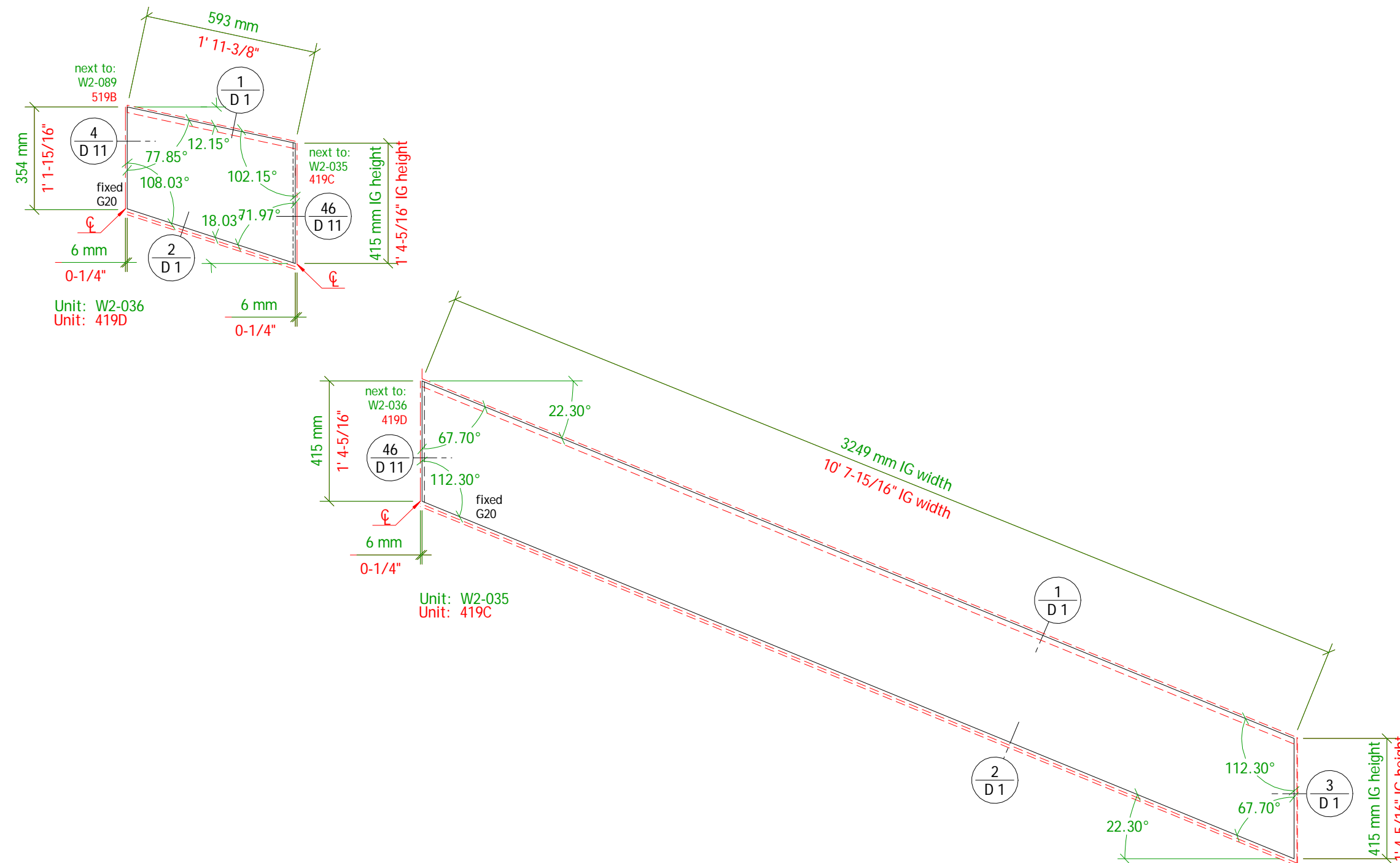
### Specifications:

Schedule on Page: S 1 - S 7

Material Specifications on Page: S 8

Revision Date:

Revision Detail on Page: S 9



Inch measurements are rounded to the nearest 1/16";  
Units will be manufactured to metric dimensions.

Units are fully assembled if not otherwise noted

Drawing Number:  
Wm2-e41

Page:  
E 41

IG = Insulated Glass Unit

EXTERIOR VIEW!

The Case Group, LLC · 195 Cohoes Ave. · Green Island, NY 12183  
 Phone: 518.720.3100 · Fax: 518.720.3110 · 1.800.227.3957

Drawing: EXTERIOR Elevation Units:  
 W2-090, W2-091, W2-092  
 519C, 519D, 519E

Project: Park City, UT Residence, Phase 2

Architect: Wallace E. Cunningham, Inc.

Builder: Big D Construction

Scale: 1 : 16 (3/4" = 1'-0")  
 Date: 12.05.2009  
 Drawn by: g loeffel

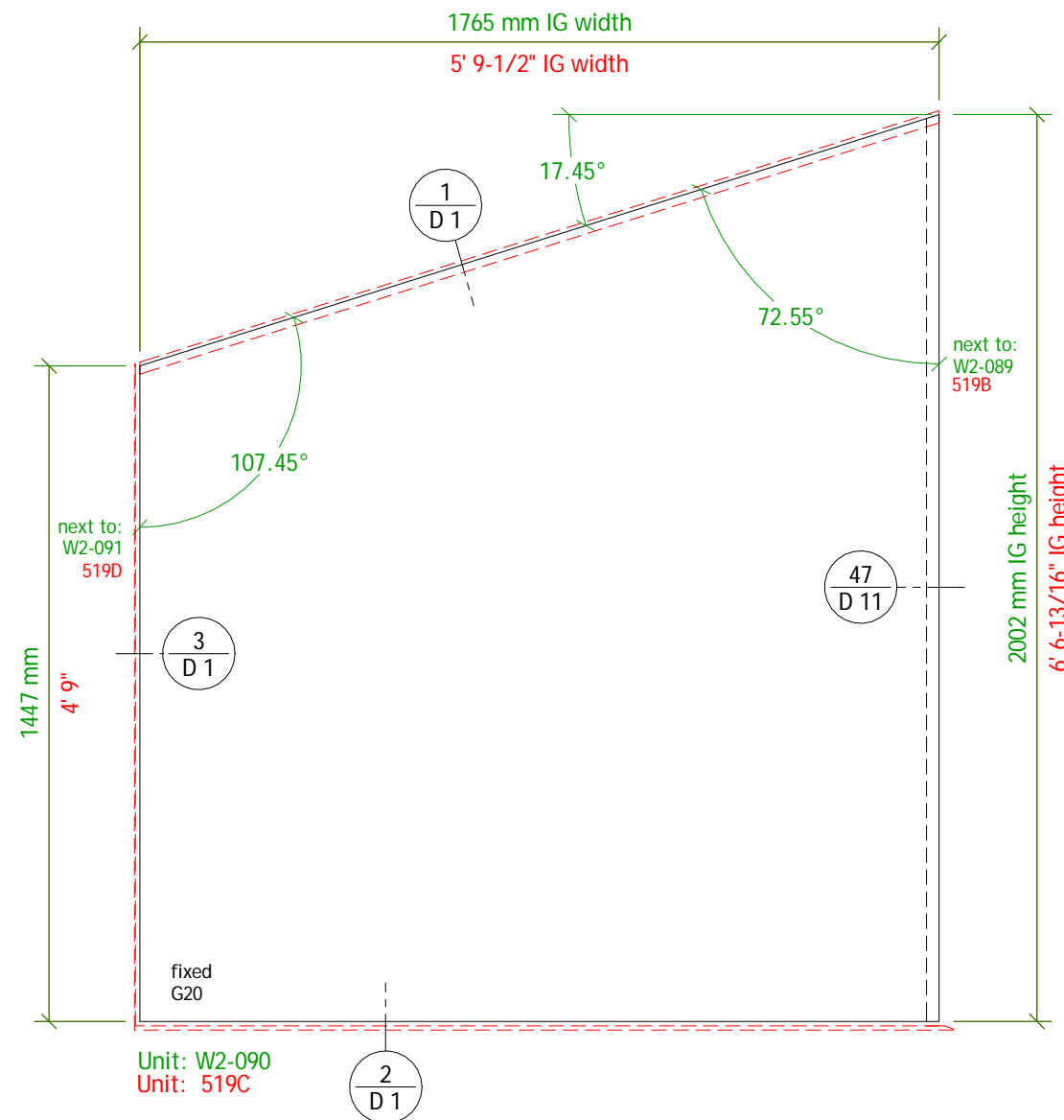
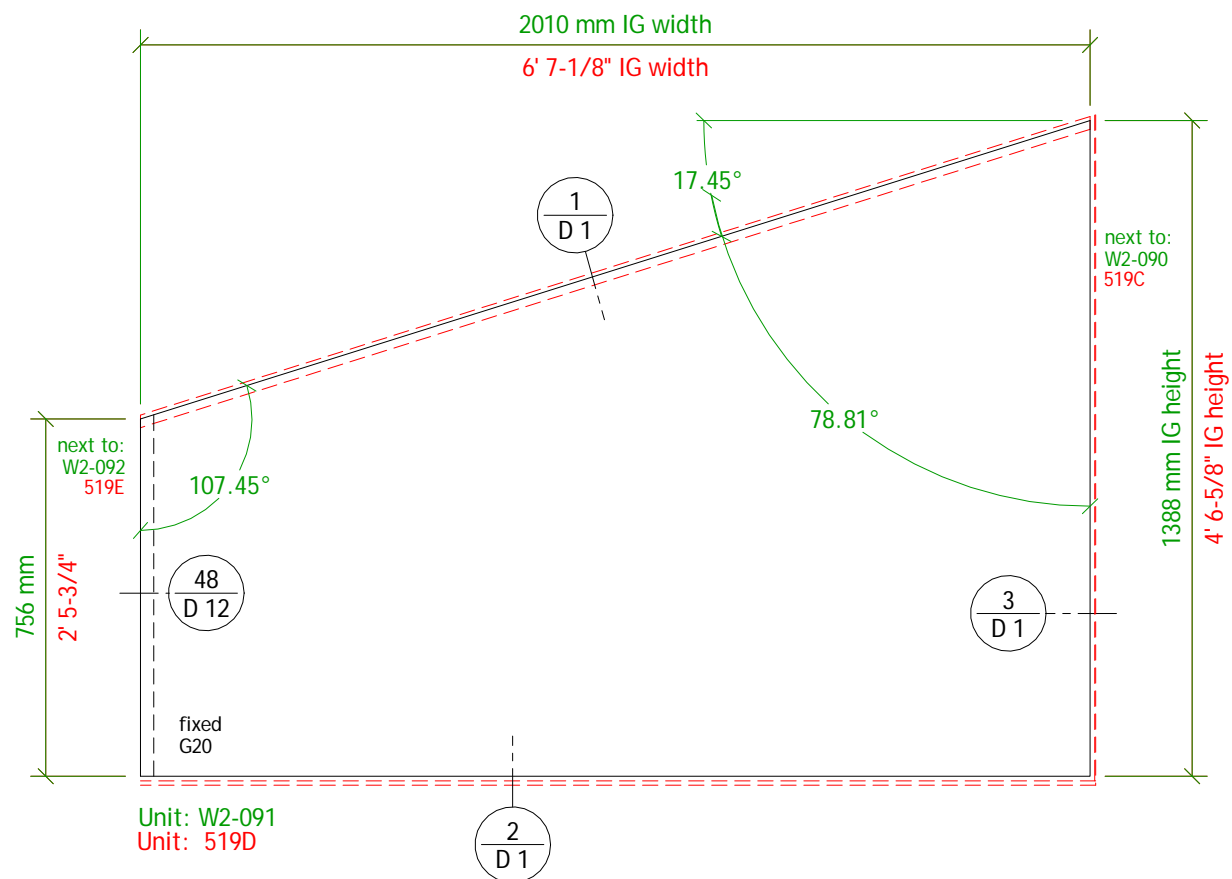
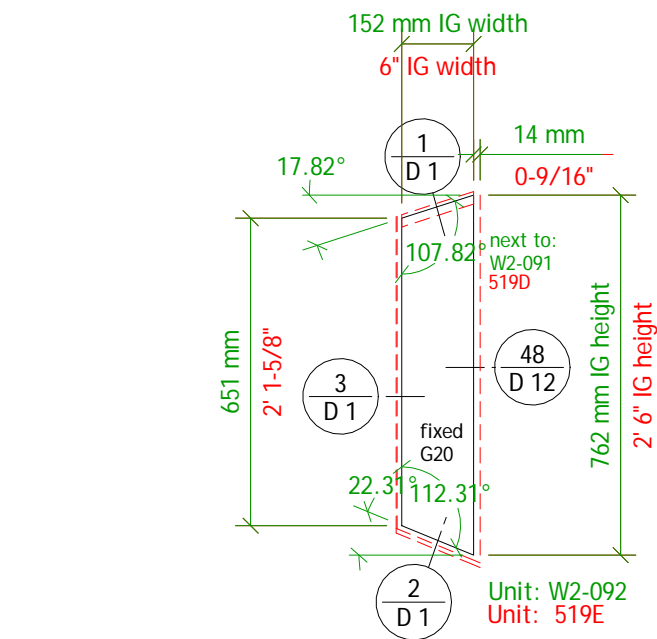
Specifications:

Schedule on Page: S 1 - S 7

Material Specifications on Page: S 8

Revision Date:

Revision Detail on Page: S 9



Inch measurements are rounded to the nearest 1/16";  
 Units will be manufactured to metric dimensions.

Units are fully assembled if not otherwise noted

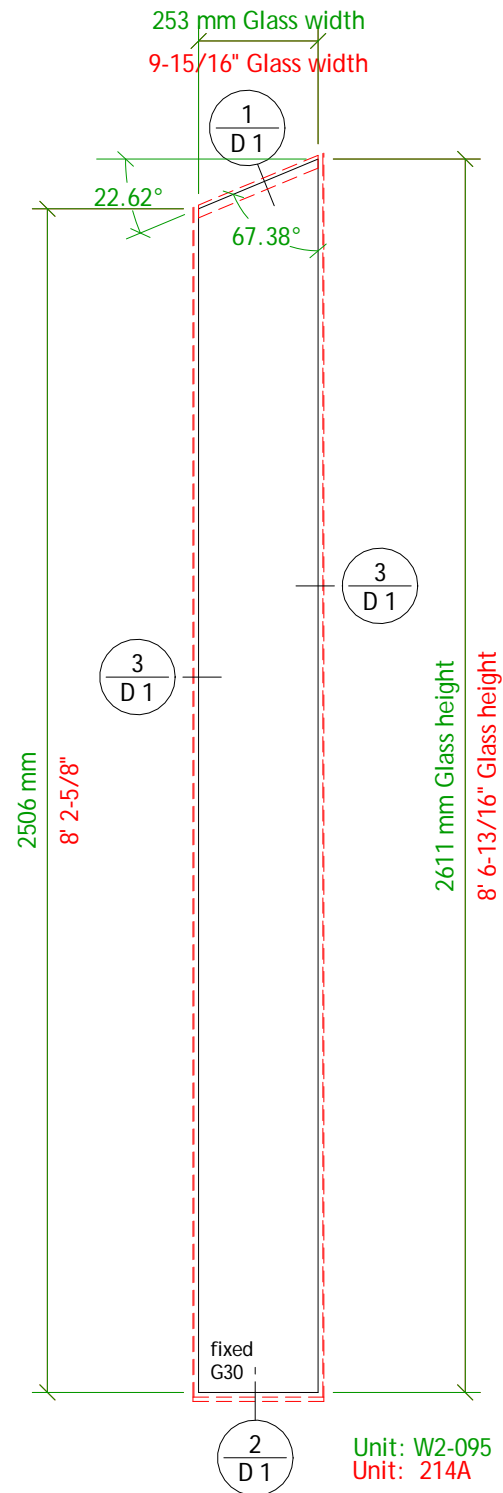
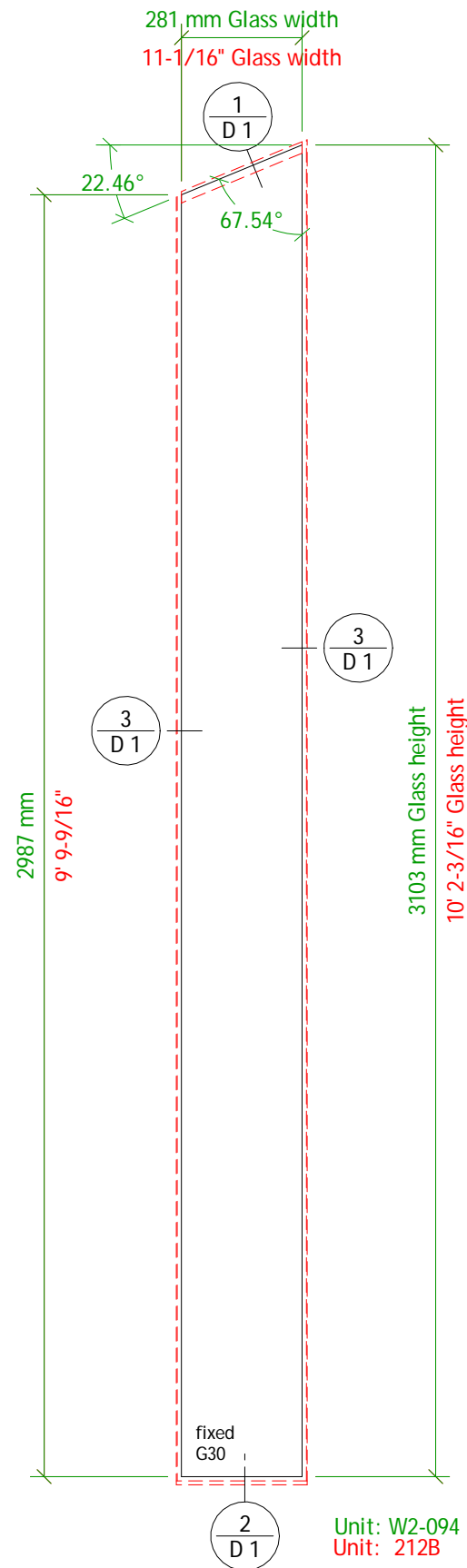
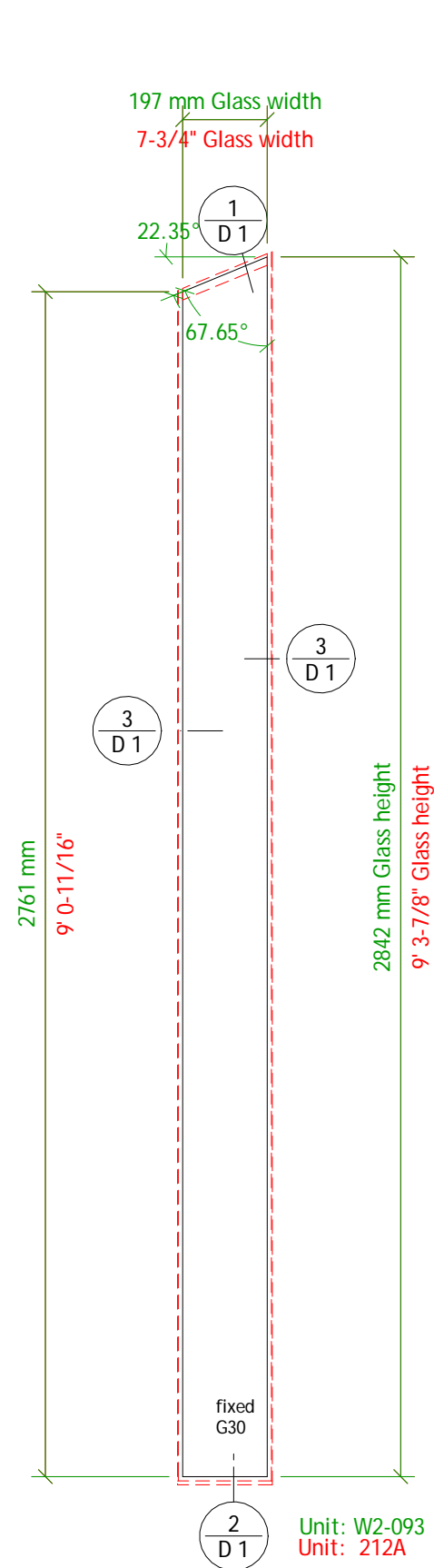
Drawing Number:

Wm2-e42

Page:

E 42

EXTERIOR VIEW!



The Case Group, LLC · 195 Cohoes Ave. · Green Island, NY 12183  
 Phone: 518.720.3100 · Fax: 518.720.3110 · 1.800.227.3957

Drawing: EXTERIOR Elevation Units:  
 W2-093, W2-094, W2-095  
 212A, 212B, 214A

Project: Park City, UT Residence, Phase 2  
 Architect: Wallace E. Cunningham, Inc.  
 Builder: Big D Construction

Scale: 1 : 16 (3/4" = 1'-0")  
 Date: 12.05.2009  
 Drawn by: g loeffel

Specifications:  
 Schedule on Page: S 1 - S 7  
 Material Specifications on Page: S 8  
 Revision Date:  
 Revision Detail on Page: S 9

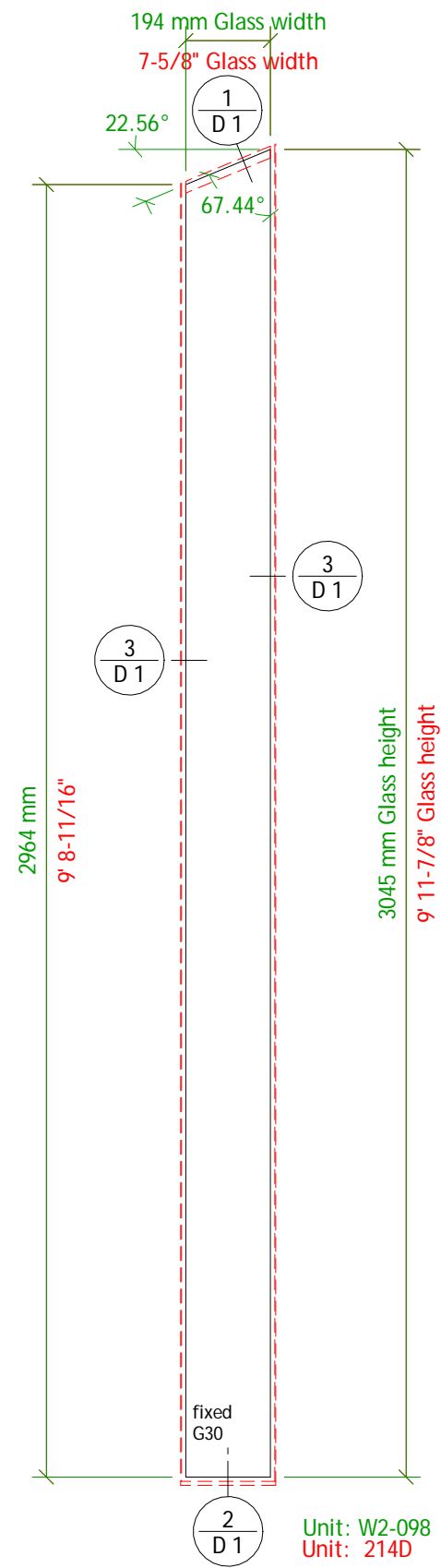
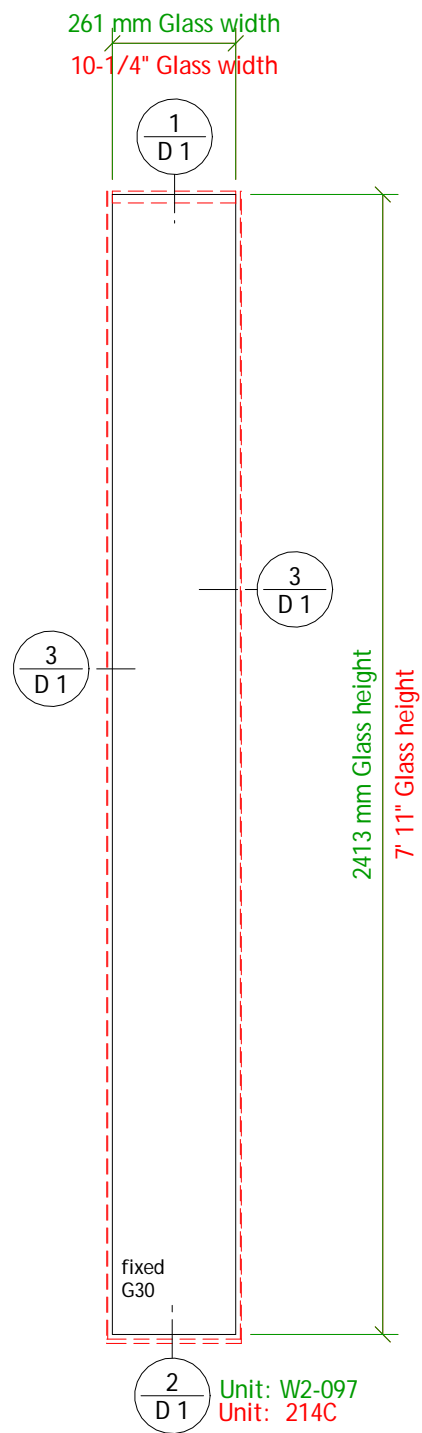
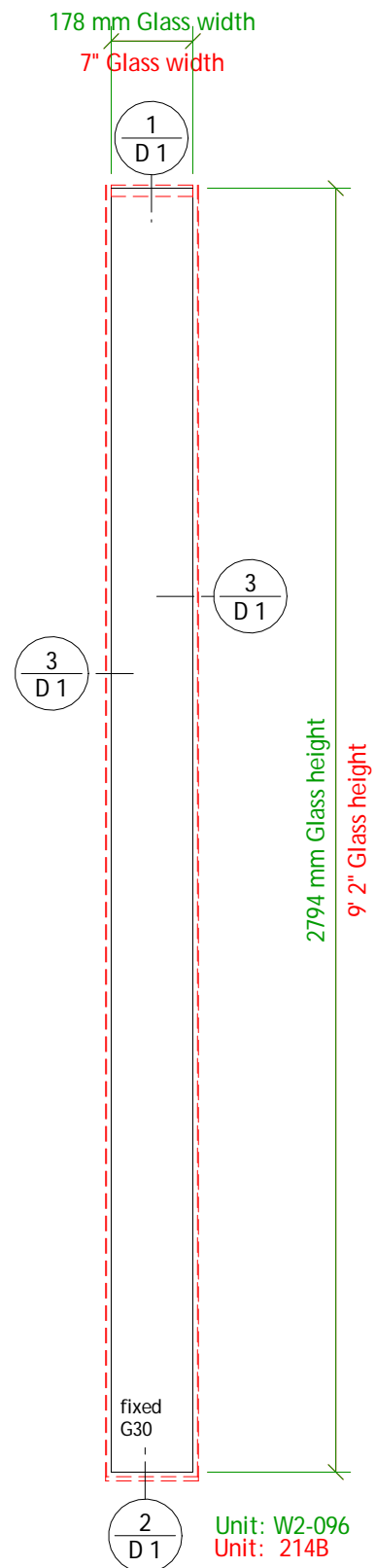
Inch measurements are rounded to the nearest 1/16";  
 Units will be manufactured to metric dimensions.

Drawing Number:  
**Wm2-e43**

Page:  
**E 43**

Units are fully assembled if not otherwise noted

**EXTERIOR VIEW!**



The Case Group, LLC · 195 Cohoes Ave. · Green Island, NY 12183  
Phone: 518.720.3100 · Fax: 518.720.3110 · 1.800.227.3957

Drawing: **EXTERIOR Elevation Units:**  
W2-096, W2-097, W2-098  
214B, 214C, 214D

Project: Park City, UT Residence, Phase 2

Architect: Wallace E. Cunningham, Inc.

Builder: Big D Construction

Scale: 1 : 16 (3/4" = 1'-0")

Date: 12.05.2009

Drawn by: g loeffel

Specifications:

Schedule on Page: S 1 - S 7

Material Specifications on Page: S 8

Revision Date:

Revision Detail on Page: S 9

Inch measurements are rounded to the nearest 1/16";  
Units will be manufactured to metric dimensions.

Drawing Number:

Wm2-e44

Page:

E 44

Units are fully assembled if not otherwise noted

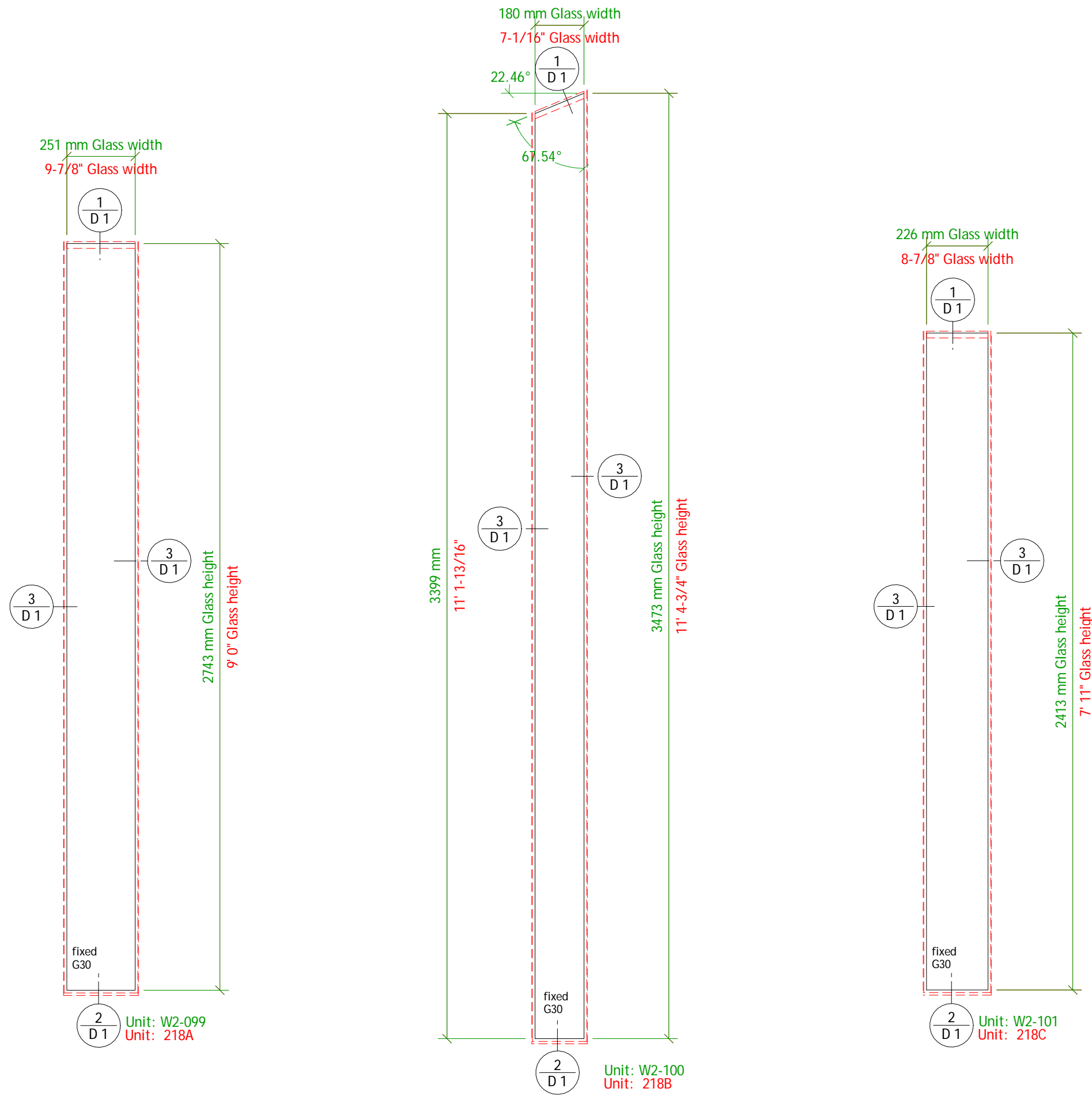
The Case Group, LLC · 195 Cohoes Ave. · Green Island, NY 12183  
 Phone: 518.720.3100 · Fax: 518.720.3110 · 1.800.227.3957

Drawing: **EXTERIOR Elevation Units:**  
 W2-099, W2-100, W2-101  
 218A, 218B, 218C

Project: Park City, UT Residence, Phase 2  
 Architect: Wallace E. Cunningham, Inc.  
 Builder: Big D Construction

Scale: 1 : 16 (3/4" = 1'-0")  
 Date: 12.05.2009  
 Drawn by: g loeffel

Specifications:  
 Schedule on Page: S 1 - S 7  
 Material Specifications on Page: S 8  
 Revision Date:  
 Revision Detail on Page: S 9



Units are fully assembled if not otherwise noted

Inch measurements are rounded to the nearest 1/16";  
 Units will be manufactured to metric dimensions.



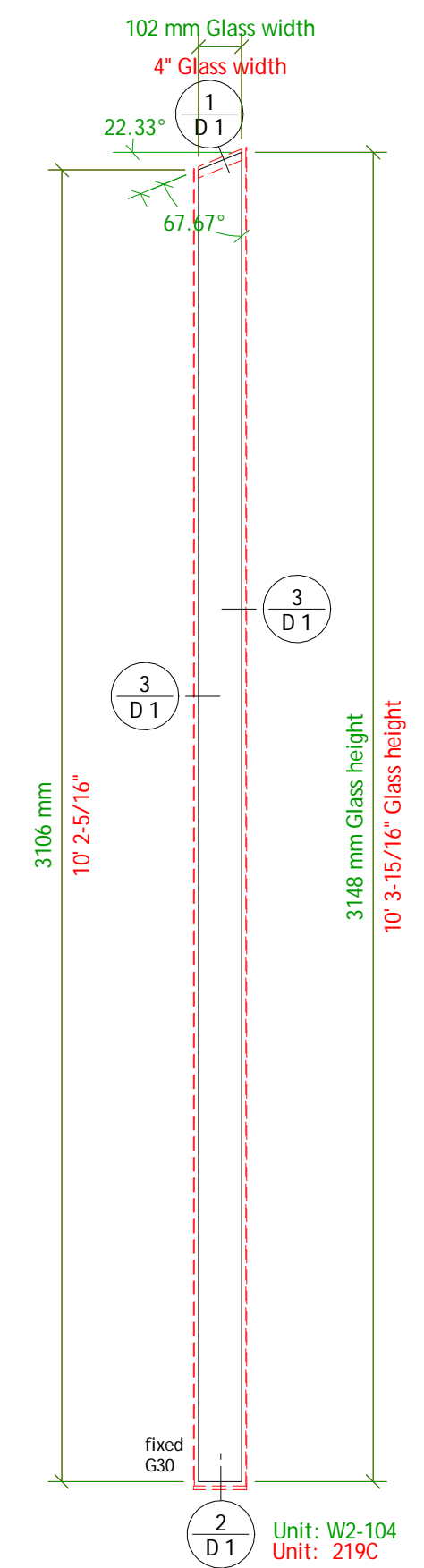
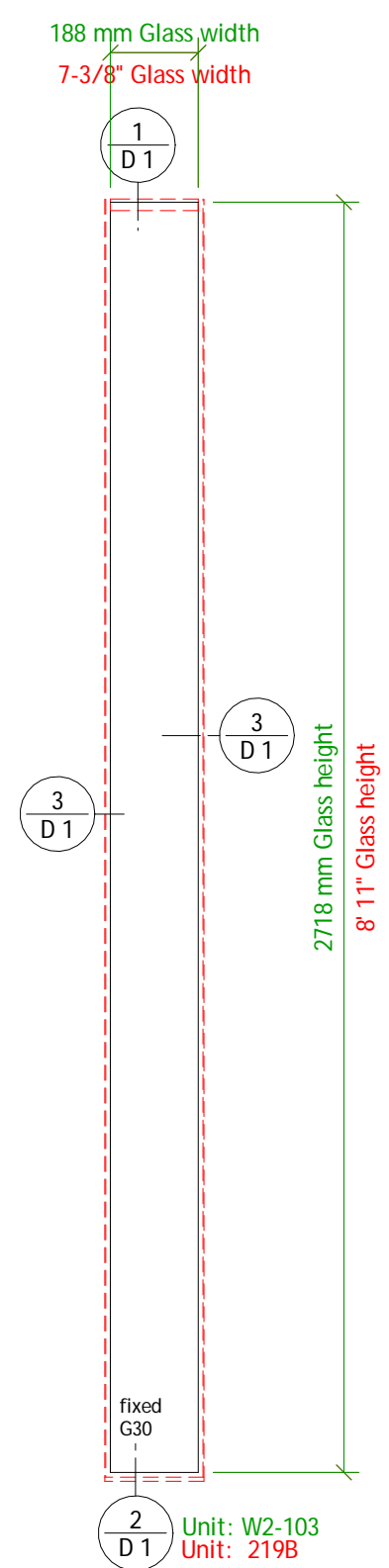
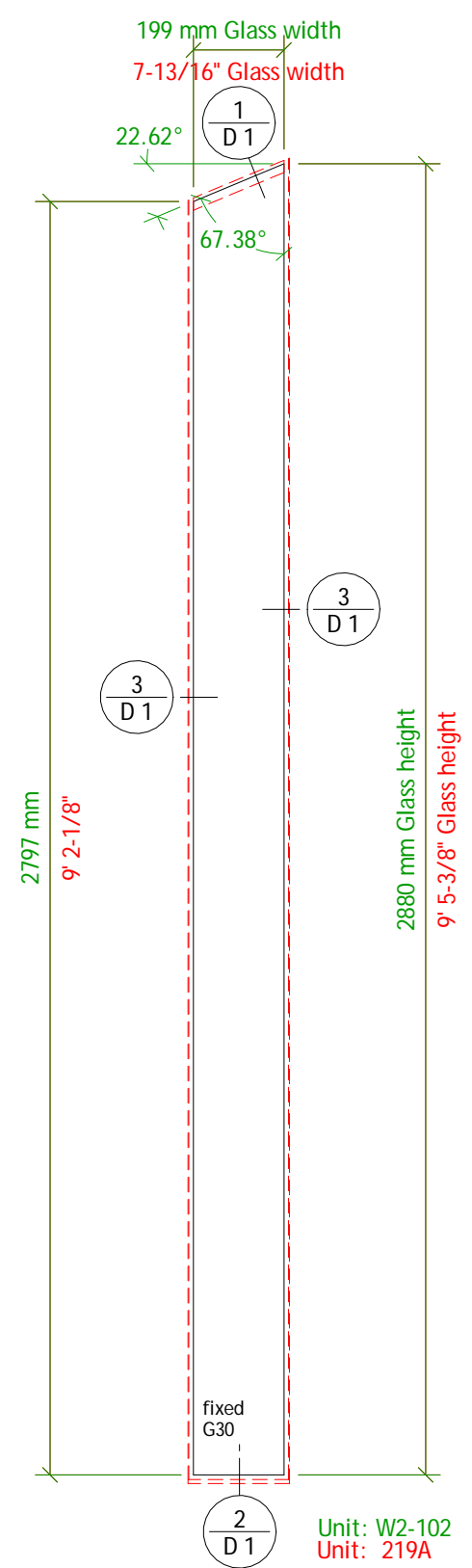
The Case Group, LLC · 195 Cohoes Ave. · Green Island, NY 12183  
 Phone: 518.720.3100 · Fax: 518.720.3110 · 1.800.227.3957

Drawing: **EXTERIOR Elevation Units:**  
 W2-102, W2-103, W2-104  
 219A, 219B, 219C

Project: Park City, UT Residence, Phase 2  
 Architect: Wallace E. Cunningham, Inc.  
 Builder: Big D Construction

Scale: 1 : 16 (3/4" = 1'-0")  
 Date: 11.25.2009  
 Drawn by: g loeffel

Specifications:  
 Schedule on Page: S 1 - S 7  
 Material Specifications on Page: S 8  
 Revision Date:  
 Revision Detail on Page: S 9



Units are fully assembled if not otherwise noted

Inch measurements are rounded to the nearest 1/16";  
 Units will be manufactured to metric dimensions.

The Case Group, LLC. · 195 Cohoes Ave. · Green Island, NY 12183  
 Phone: 518.720.3100 · Fax: 518.720.3110 · 1.800.227.3957

Drawing: Details 1 - 6

Project: Park City, UT Residence, Phase 2  
 Architect: Wallace E. Cunningham, Inc.  
 Builder: Big D Construction

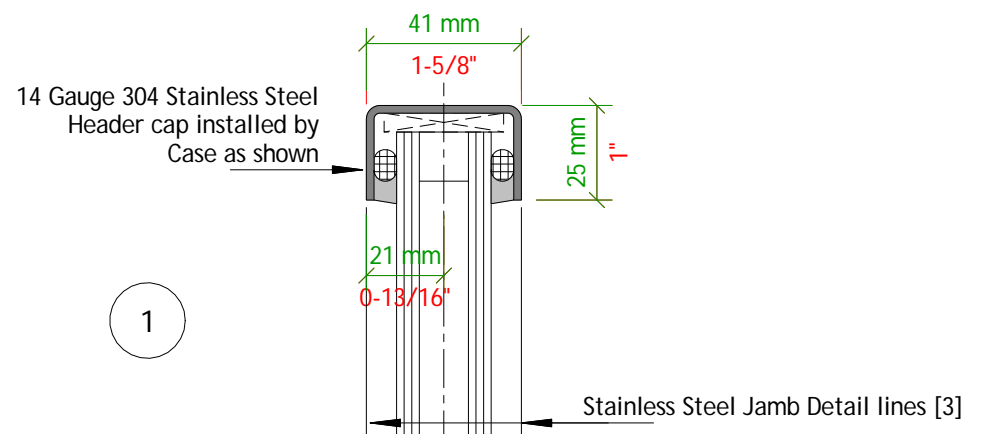
Scale: 1 : 2 (6" = 1'-0")  
 Date: 12.04.2009  
 Drawn by: G Loeffel

Specifications:  
 Schedule on Page: S 1 - S 7  
 Material Specifications on Page: S 8  
 Revision Date:  
 Revision Detail on Page: S 9

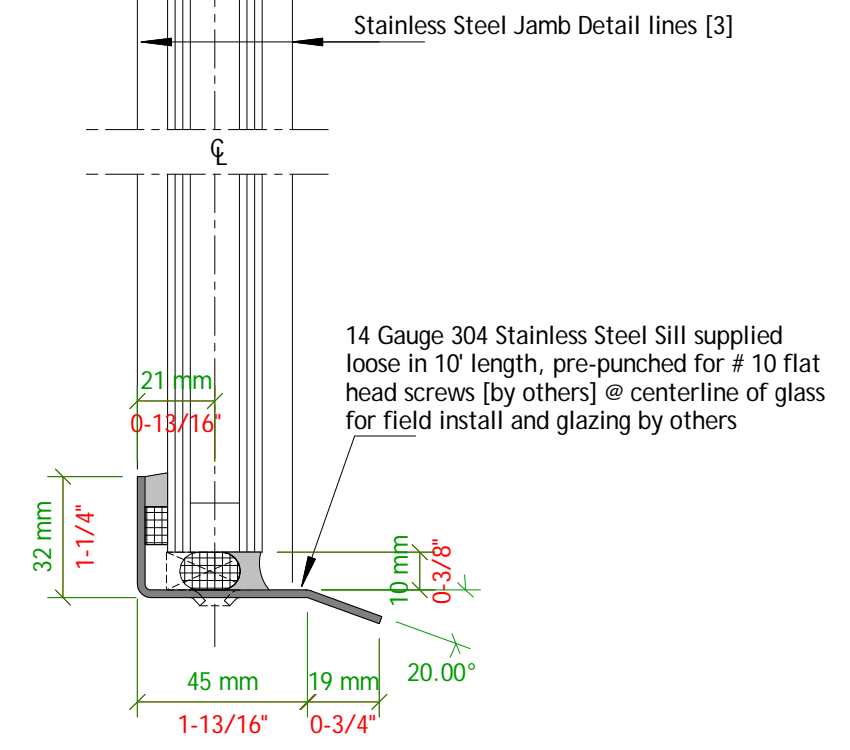
Setting blocks, Backer Rod, Caulk etc. by others on all Details 2 - 49!

Complete Details are shown for illustration purpose!

Inch measurements are rounded to the nearest 1/16";  
 Units will be manufactured to metric dimensions.

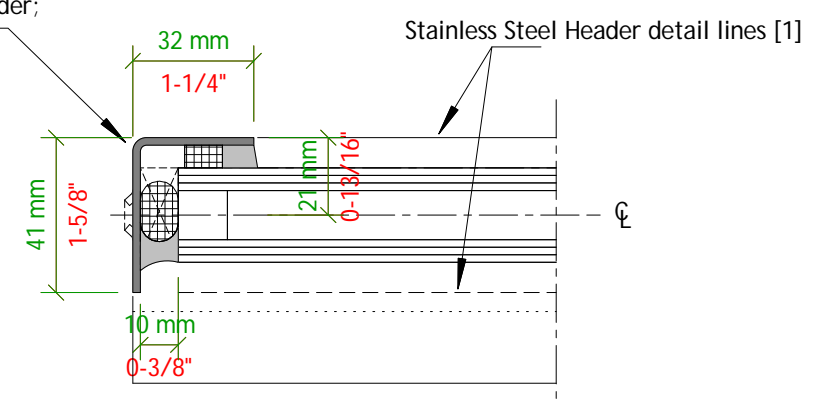


1

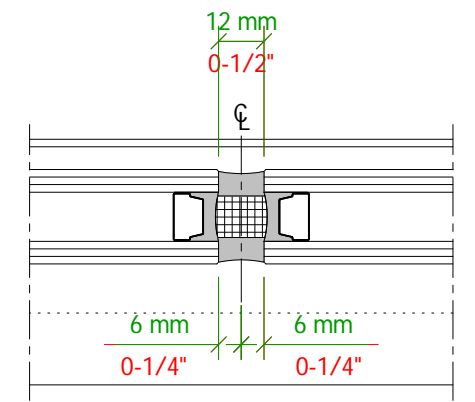


2

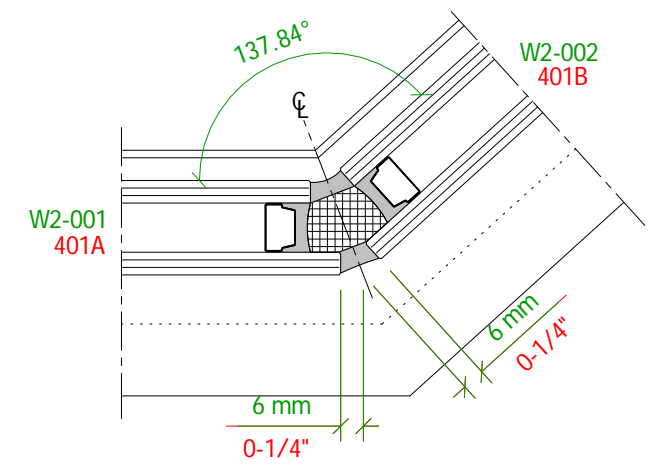
14 Gauge 304 Stainless Steel Jamb supplied loose in 10' length, pre-punched for # 10 flat head screws [by others] @ centerline of glass for field install and glazing by others; Jamb tuck inbetween site supplied custom bent angles @ header;



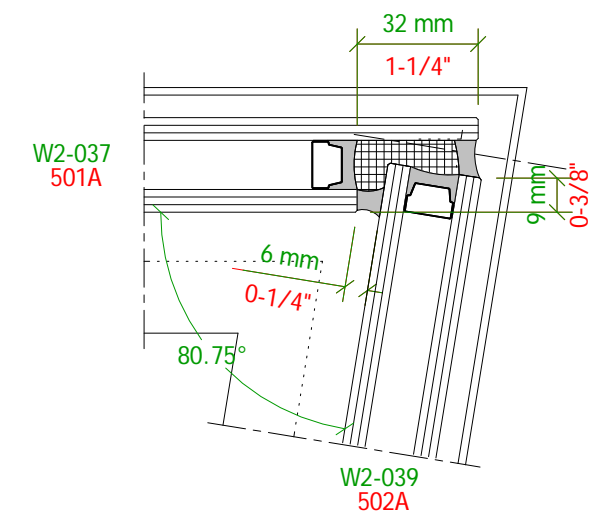
3



4



5



6

The Case Group, LLC. · 195 Cohoes Ave. · Green Island, NY 12183  
 Phone: 518.720.3100 · Fax: 518.720.3110 · 1.800.227.3957

Drawing: Details 7 - 10

Project: Park City, UT Residence, Phase 2

Architect: Wallace E. Cunningham, Inc.

Builder: Big D Construction

Scale: 1 : 2 (6" = 1'-0")  
 Date: 11.25.2009  
 Drawn by: G Loeffel

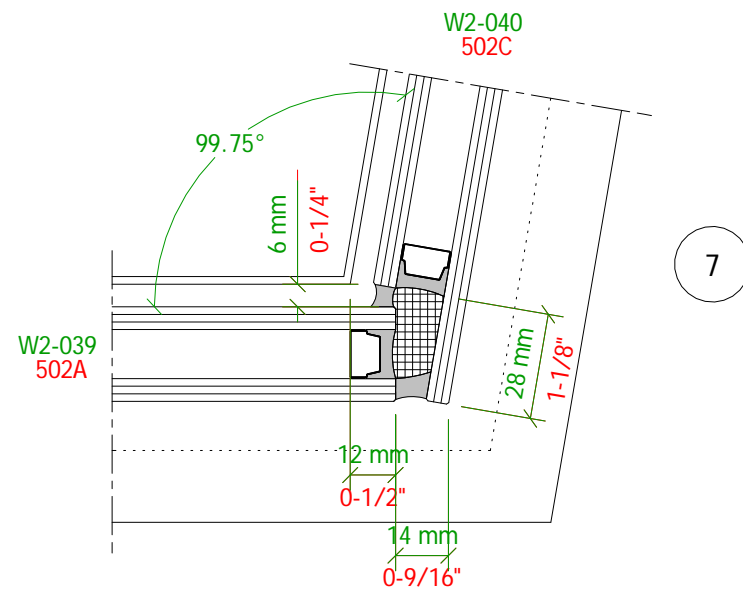
Specifications:

Schedule on Page: S? - S?

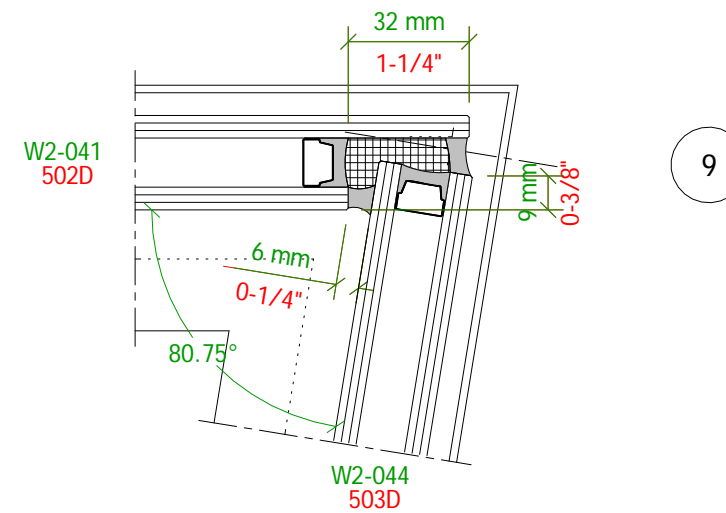
Material Specifications on Page: S?

Revision Date:

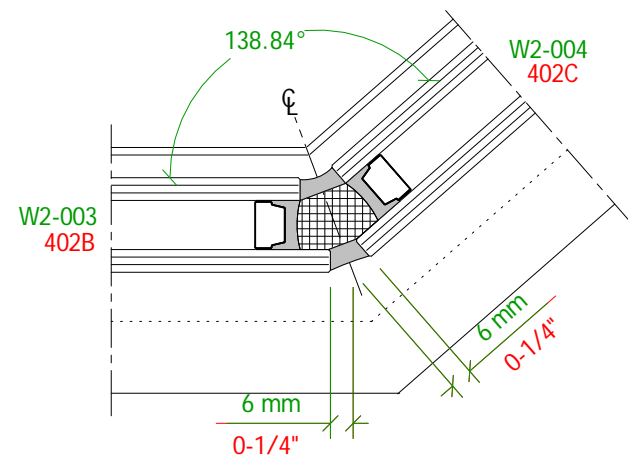
Revision Detail on Page: S?



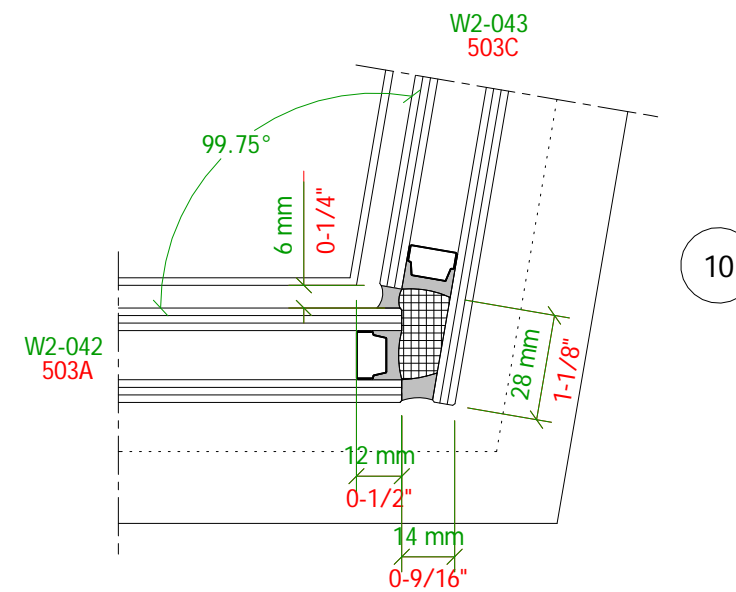
7



9



8



10

Inch measurements are rounded to the nearest 1/16";  
 Units will be manufactured to metric dimensions.

Drawing Number:  
 Wm2-d02

Page:  
 D 2

The Case Group, LLC. · 195 Cohoes Ave. · Green Island, NY 12183  
 Phone: 518.720.3100 · Fax: 518.720.3110 · 1.800.227.3957

Drawing: Details 11 - 15

Project: Park City, UT Residence, Phase 2

Architect: Wallace E. Cunningham, Inc.

Builder: Big D Construction

Scale: 1 : 2 (6" = 1'-0")

Date: 12.04.2009

Drawn by: G Loeffel

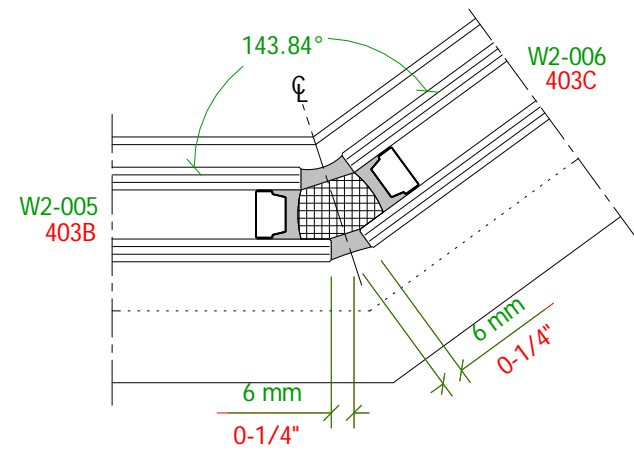
Specifications:

Schedule on Page: S 1 - S 7

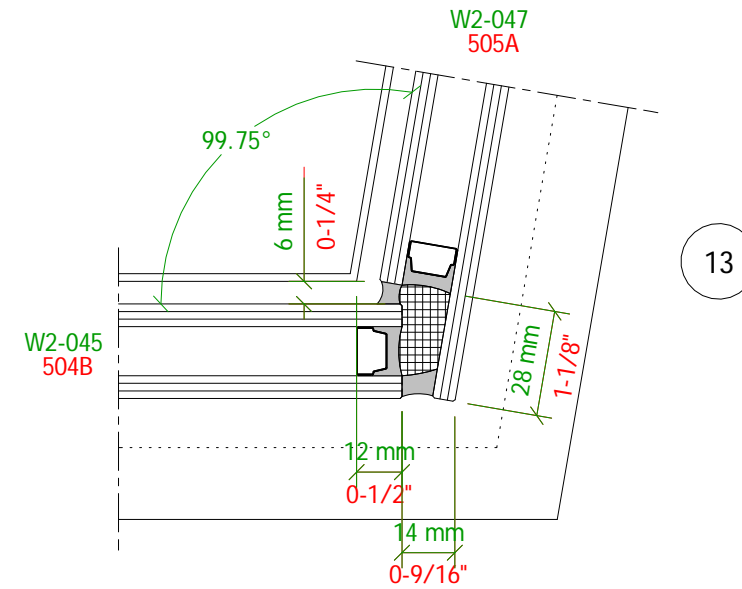
Material Specifications on Page: S 8

Revision Date:

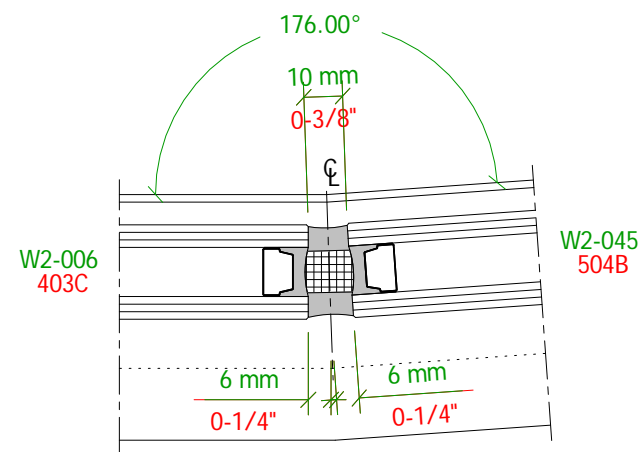
Revision Detail on Page: S 9



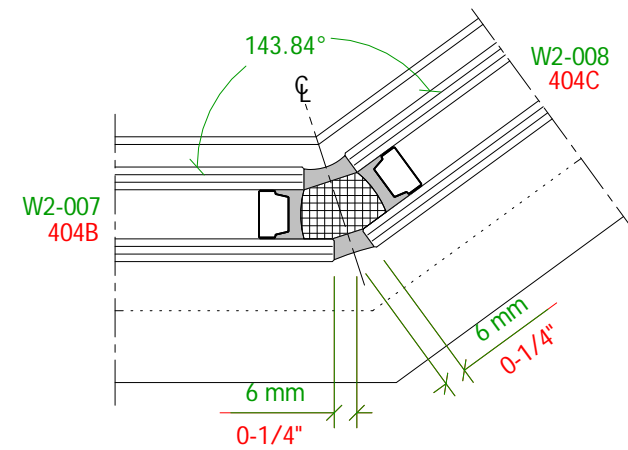
11



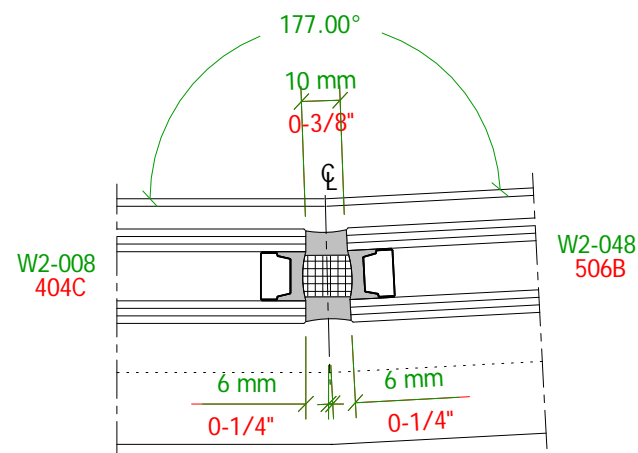
13



12



14



15

Inch measurements are rounded to the nearest 1/16";  
 Units will be manufactured to metric dimensions.

The Case Group, LLC. · 195 Cohoes Ave. · Green Island, NY 12183  
 Phone: 518.720.3100 · Fax: 518.720.3110 · 1.800.227.3957

Drawing: Details 16 - 19

Project: Park City, UT Residence, Phase 2

Architect: Wallace E. Cunningham, Inc.

Builder: Big D Construction

Scale: 1 : 2 (6" = 1'-0")  
 Date: 12.04.2009  
 Drawn by: G Loeffel

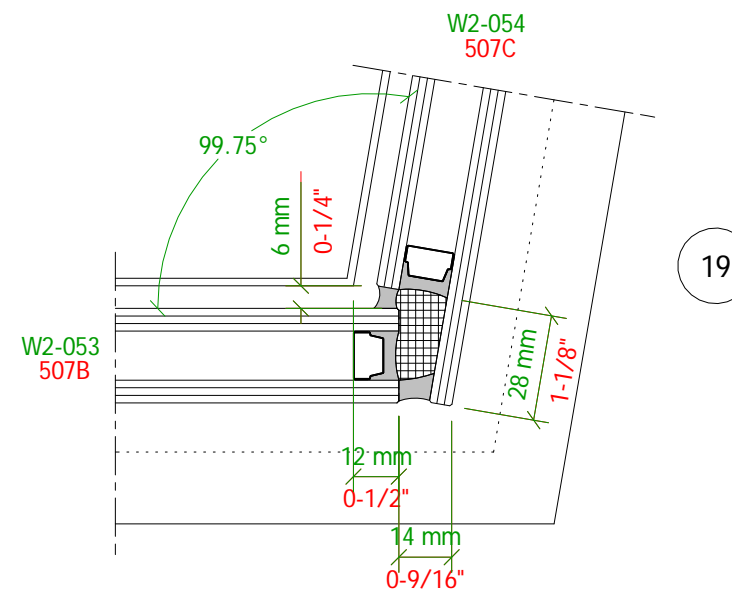
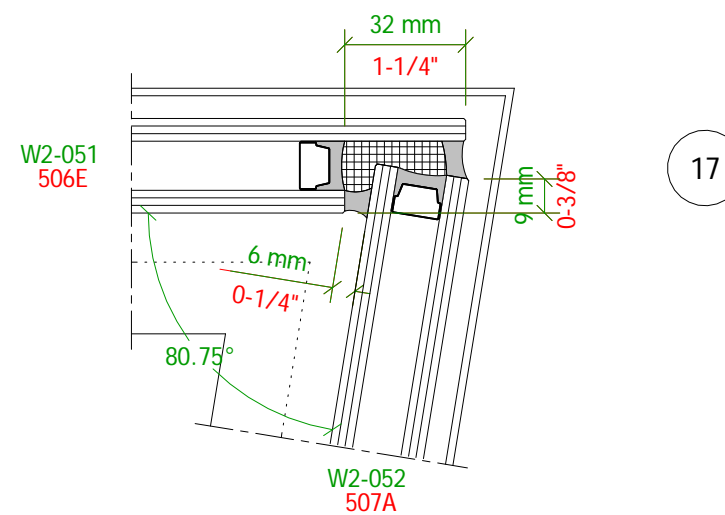
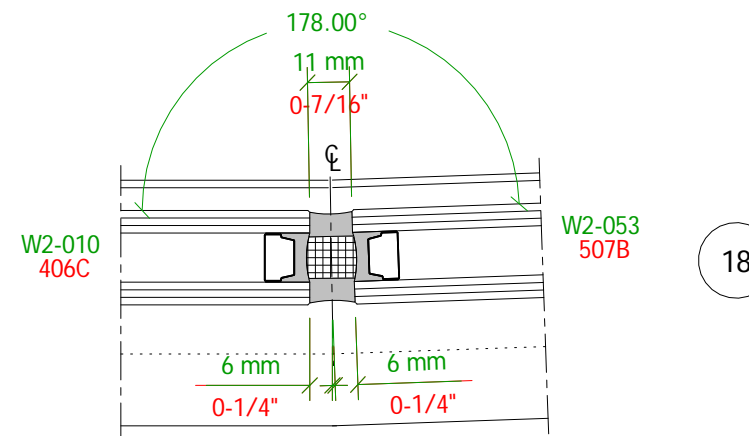
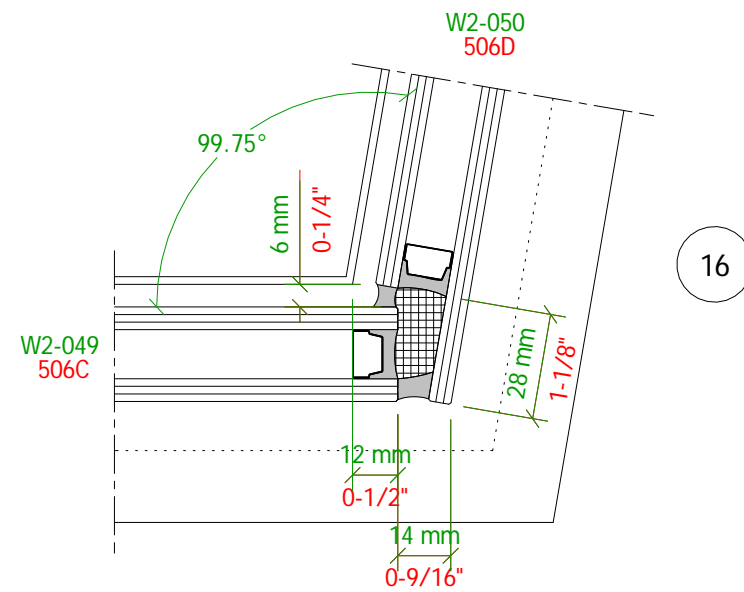
Specifications:

Schedule on Page: S 1 - S 7

Material Specifications on Page: S 8

Revision Date:

Revision Detail on Page: S 9



Inch measurements are rounded to the nearest 1/16";  
 Units will be manufactured to metric dimensions.

The Case Group, LLC. · 195 Cohoes Ave. · Green Island, NY 12183  
 Phone: 518.720.3100 · Fax: 518.720.3110 · 1.800.227.3957

Drawing: Details 20 - 23

Project: Park City, UT Residence, Phase 2

Architect: Wallace E. Cunningham, Inc.

Builder: Big D Construction

Scale: 1 : 2 (6" = 1'-0")

Date: 12.04.2009

Drawn by: G Loeffel

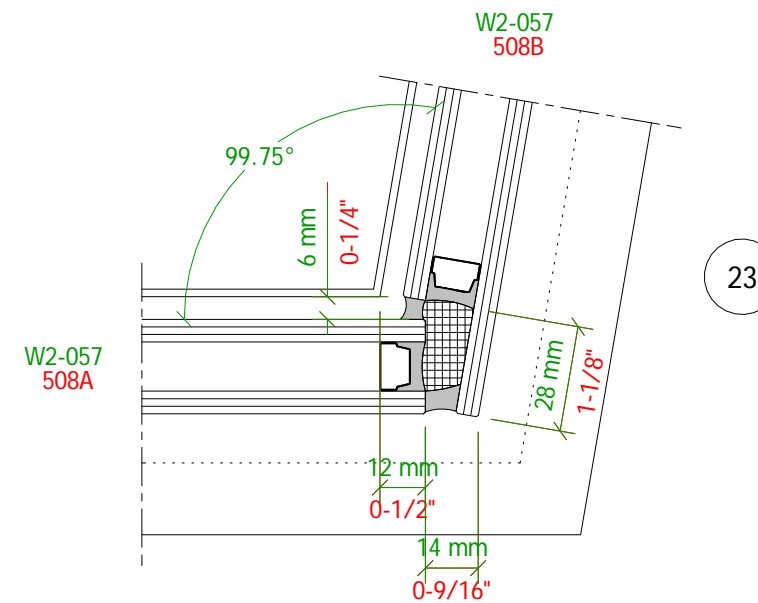
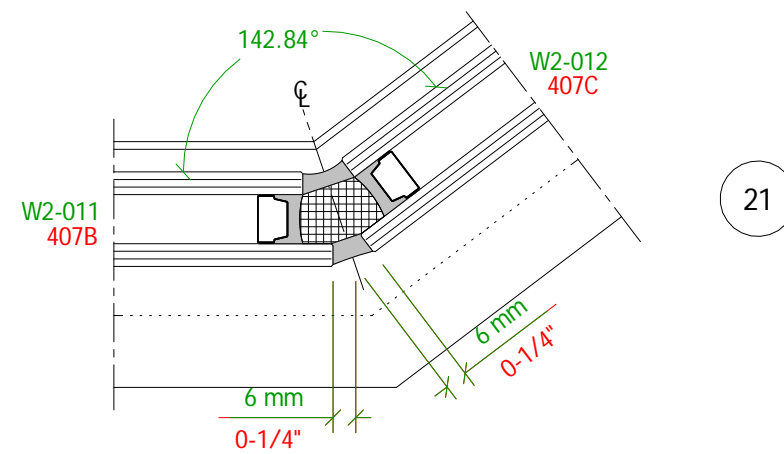
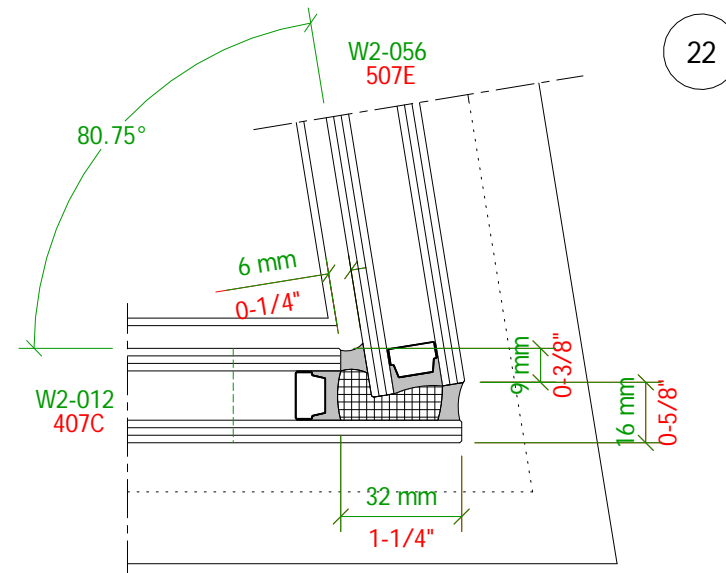
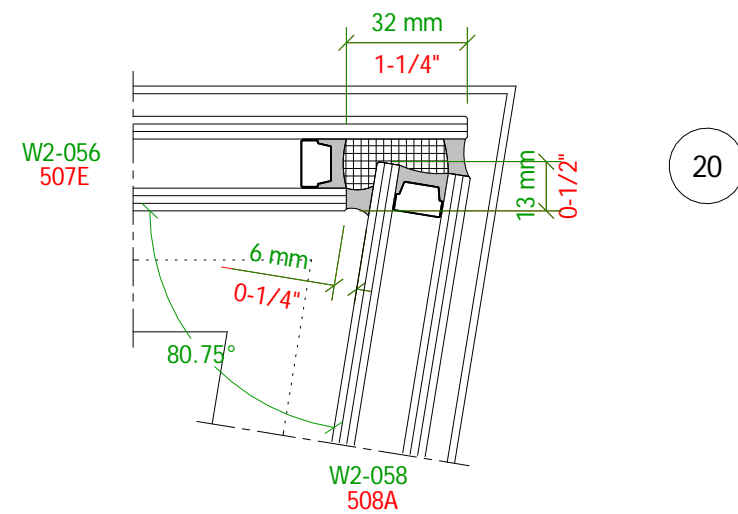
Specifications:

Schedule on Page: S 1 - S 7

Material Specifications on Page: S 8

Revision Date:

Revision Detail on Page: S 9



Inch measurements are rounded to the nearest 1/16";  
 Units will be manufactured to metric dimensions.

Drawing Number:  
 Wm2-d05

Page:  
 D 5

The Case Group, LLC. · 195 Cohoes Ave. · Green Island, NY 12183  
 Phone: 518.720.3100 · Fax: 518.720.3110 · 1.800.227.3957

Drawing: Details 24 - 27

Project: Park City, UT Residence, Phase 2

Architect: Wallace E. Cunningham, Inc.

Builder: Big D Construction

Scale: 1 : 2 (6" = 1'-0")  
 Date: 12.04.2009  
 Drawn by: G Loeffel

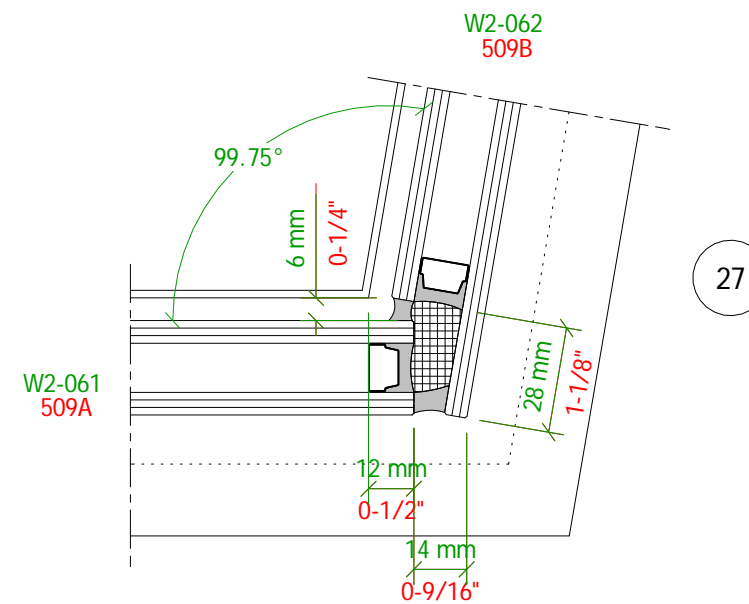
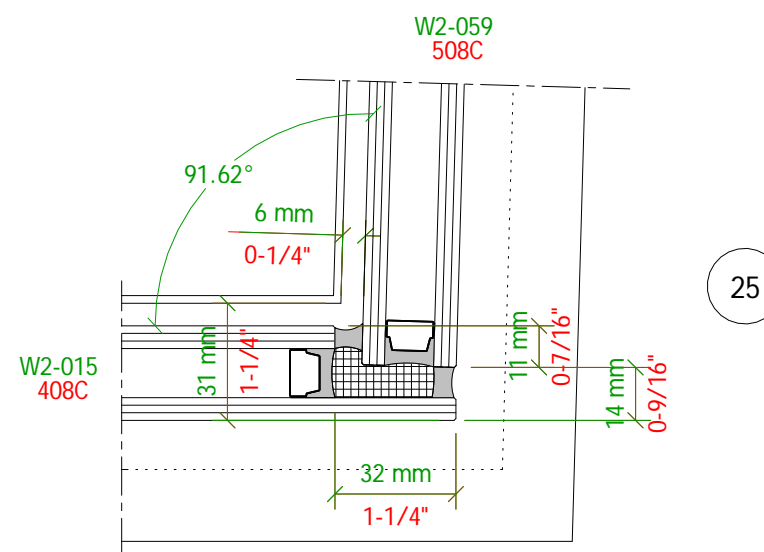
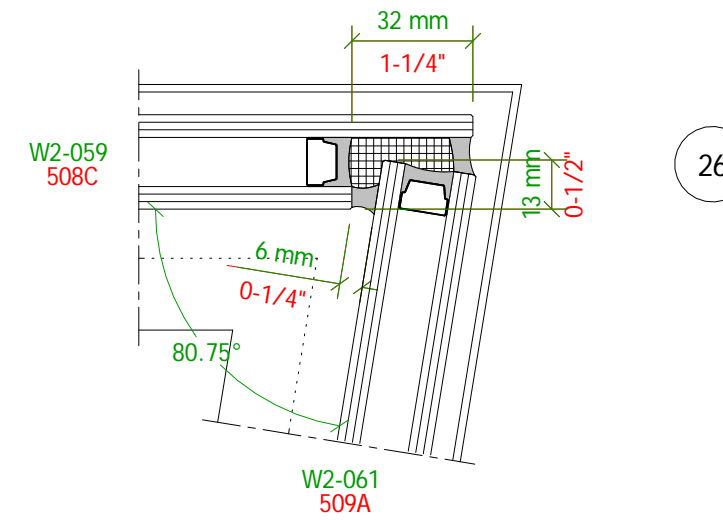
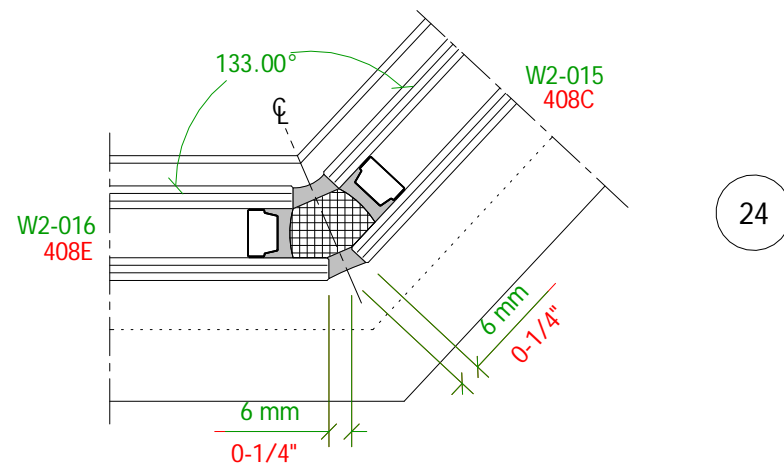
Specifications:

Schedule on Page: S 1 - S 7

Material Specifications on Page: S 8

Revision Date:

Revision Detail on Page: S 9



Inch measurements are rounded to the nearest 1/16";  
 Units will be manufactured to metric dimensions.

Drawing Number:  
 Wm2-d06

Page:  
 D 6

The Case Group, LLC · 195 Cohoes Ave. · Green Island, NY 12183  
 Phone: 518.720.3100 · Fax: 518.720.3110 · 1.800.227.3957

Drawing: Details 28 - 31

Project: Park City, UT Residence, Phase 2

Architect: Wallace E. Cunningham, Inc.

Builder: Big D Construction

Scale: 1 : 2 (6" = 1'-0")  
 Date: 12.04.2009  
 Drawn by: G Loeffel

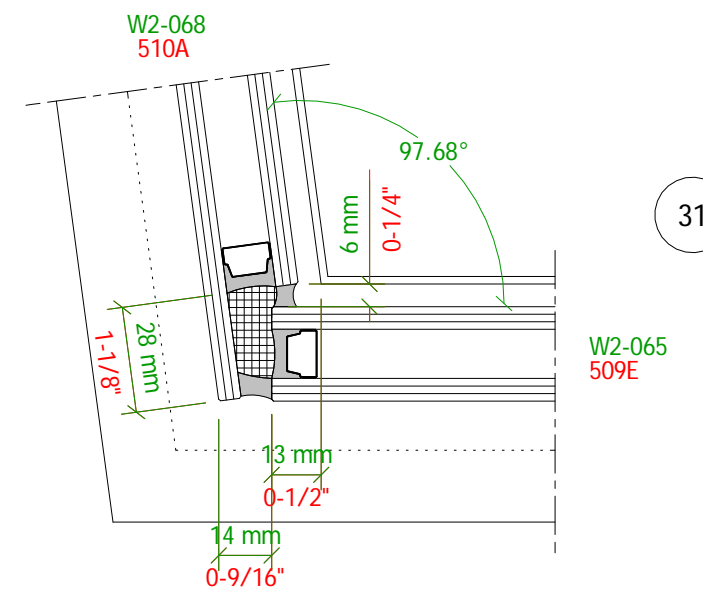
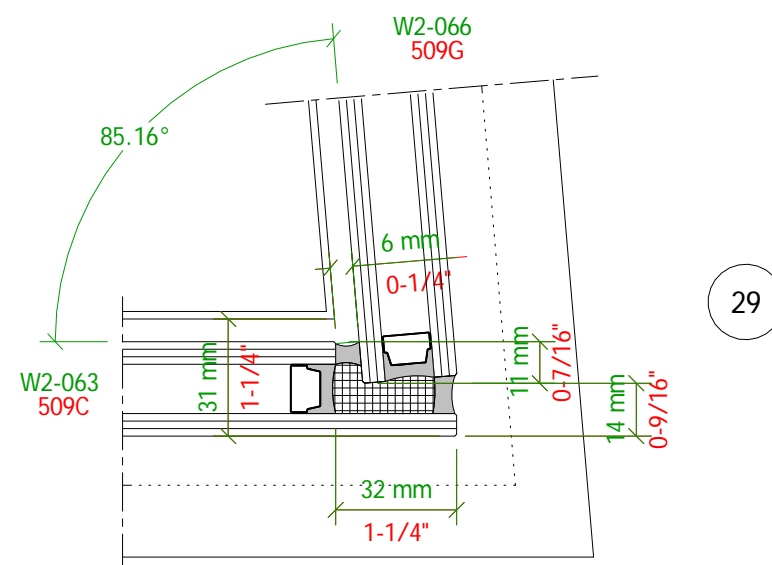
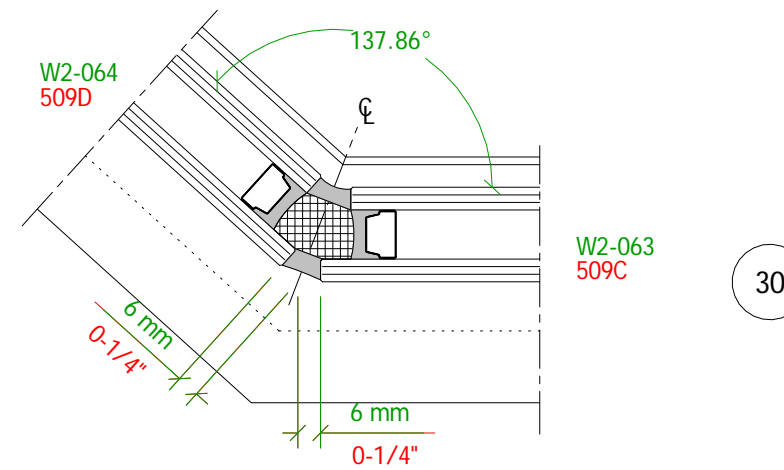
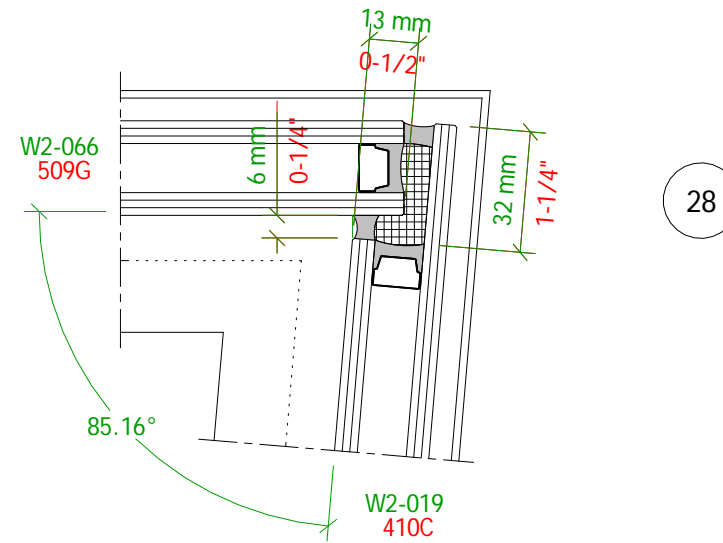
Specifications:

Schedule on Page: S 1 - S 7

Material Specifications on Page: S 8

Revision Date:

Revision Detail on Page: S 9



Inch measurements are rounded to the nearest 1/16";  
 Units will be manufactured to metric dimensions.



The Case Group, LLC. · 195 Cohoes Ave. · Green Island, NY 12183  
 Phone: 518.720.3100 · Fax: 518.720.3110 · 1.800.227.3957

Drawing: Details 32 - 35

Project: Park City, UT Residence, Phase 2

Architect: Wallace E. Cunningham, Inc.

Builder: Big D Construction

Scale: 1 : 2 (6" = 1'-0")

Date: 12.04.2009

Drawn by: G Loeffel

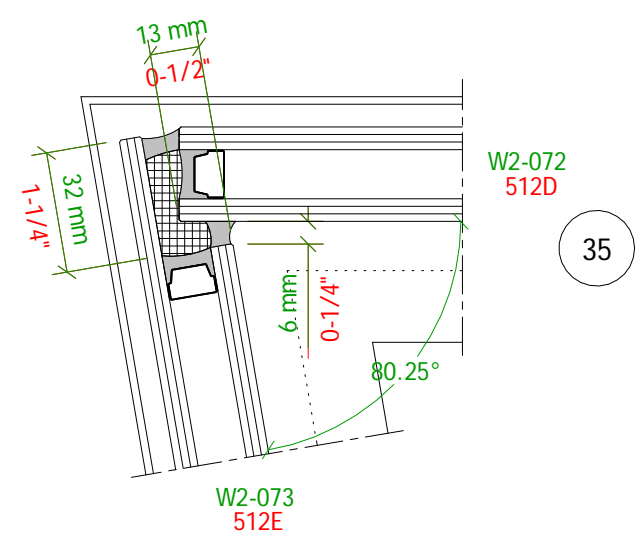
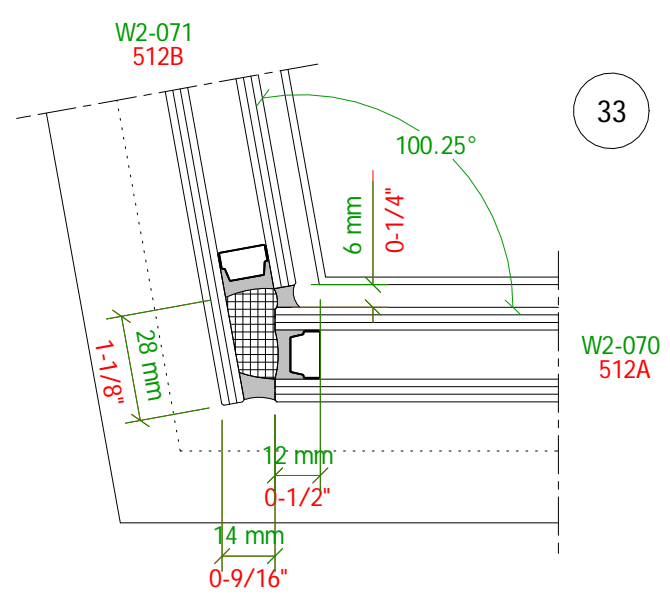
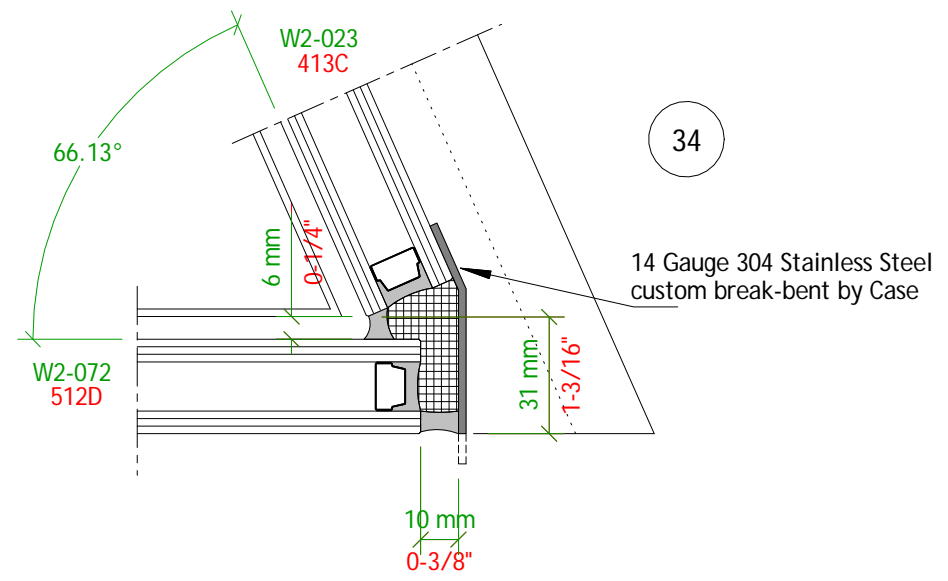
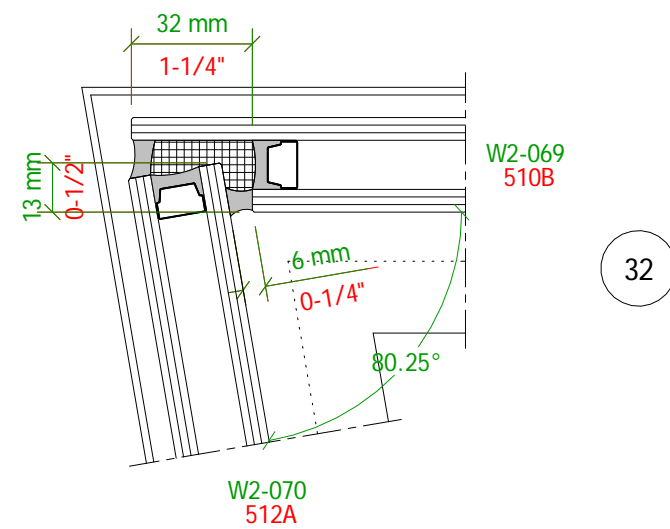
Specifications:

Schedule on Page: S 1 - S 7

Material Specifications on Page: S 8

Revision Date:

Revision Detail on Page: S 9



Inch measurements are rounded to the nearest 1/16";  
 Units will be manufactured to metric dimensions.

The Case Group, LLC. · 195 Cohoes Ave. · Green Island, NY 12183  
 Phone: 518.720.3100 · Fax: 518.720.3110 · 1.800.227.3957

Drawing: Details 36 - 39

Project: Park City, UT Residence, Phase 2

Architect: Wallace E. Cunningham, Inc.

Builder: Big D Construction

Scale: 1 : 2 (6" = 1'-0")

Date: 12.04.2009

Drawn by: G Loeffel

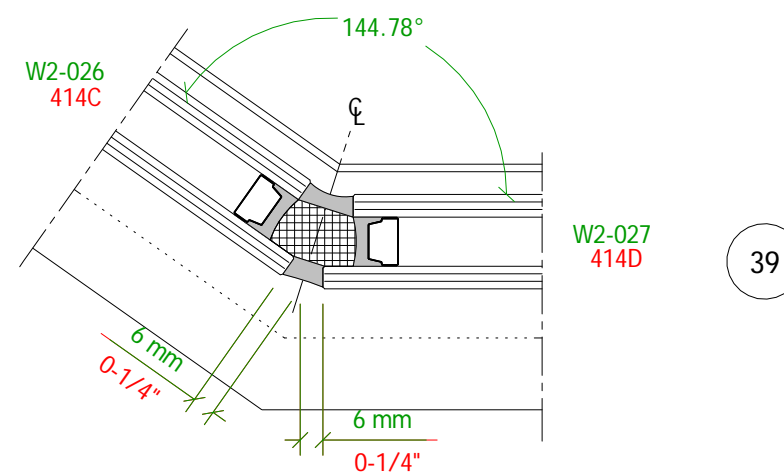
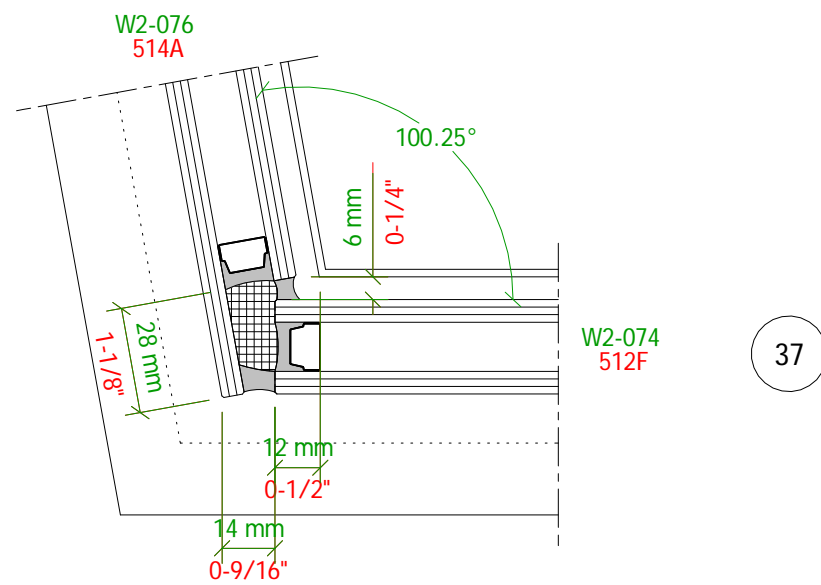
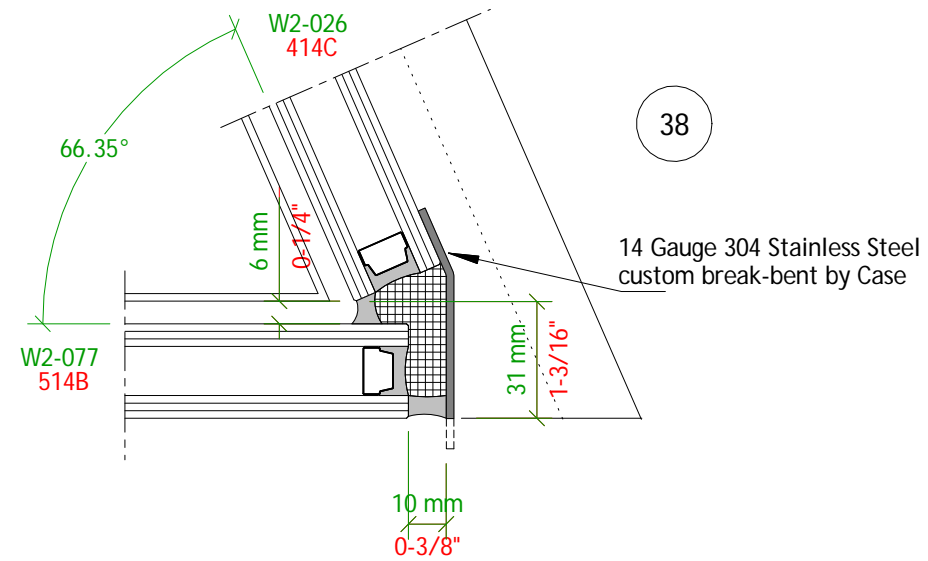
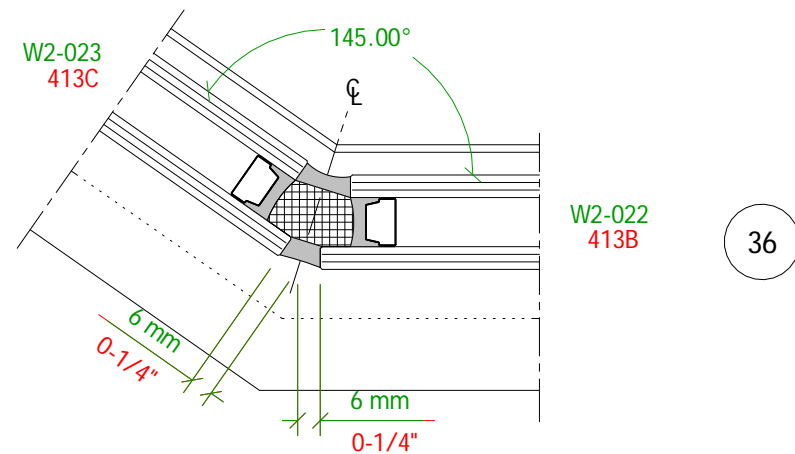
Specifications:

Schedule on Page: S 1 - S 7

Material Specifications on Page: S 8

Revision Date:

Revision Detail on Page: S 9



Inch measurements are rounded to the nearest 1/16";  
 Units will be manufactured to metric dimensions.

Drawing Number:  
 Wm2-d09

Page:  
 D 9

The Case Group, LLC. · 195 Cohoes Ave. · Green Island, NY 12183  
 Phone: 518.720.3100 · Fax: 518.720.3110 · 1.800.227.3957

Drawing: Details 40 - 43

Project: Park City, UT Residence, Phase 2

Architect: Wallace E. Cunningham, Inc.

Builder: Big D Construction

Scale: 1 : 2 (6" = 1'-0")  
 Date: 12.04.2009  
 Drawn by: G Loeffel

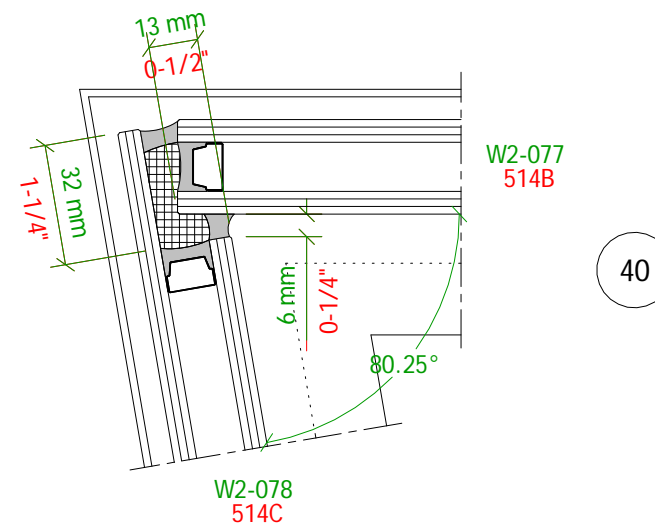
Specifications:

Schedule on Page: S 1 - S 7

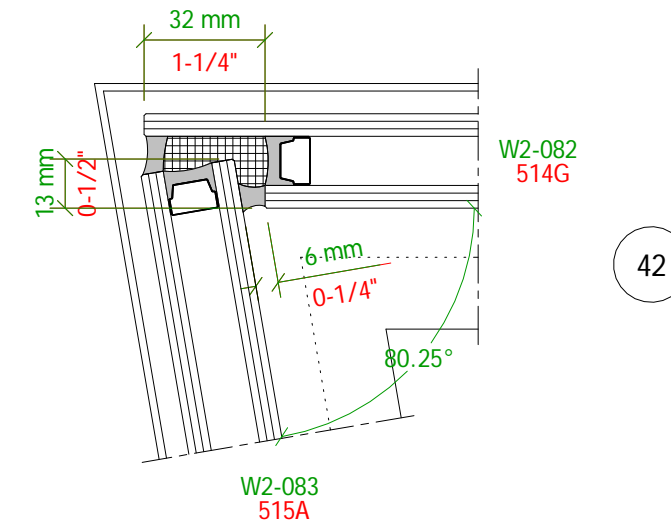
Material Specifications on Page: S 8

Revision Date:

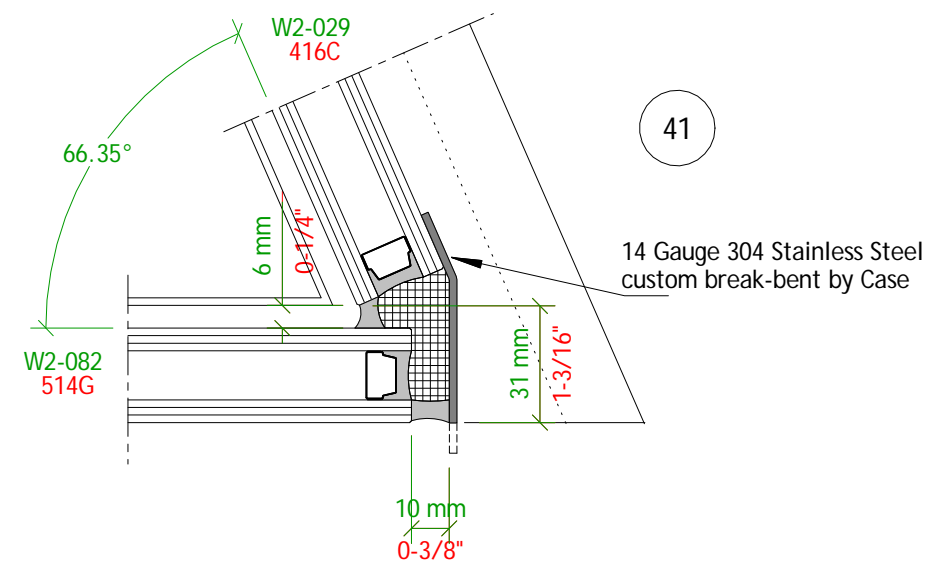
Revision Detail on Page: S 9



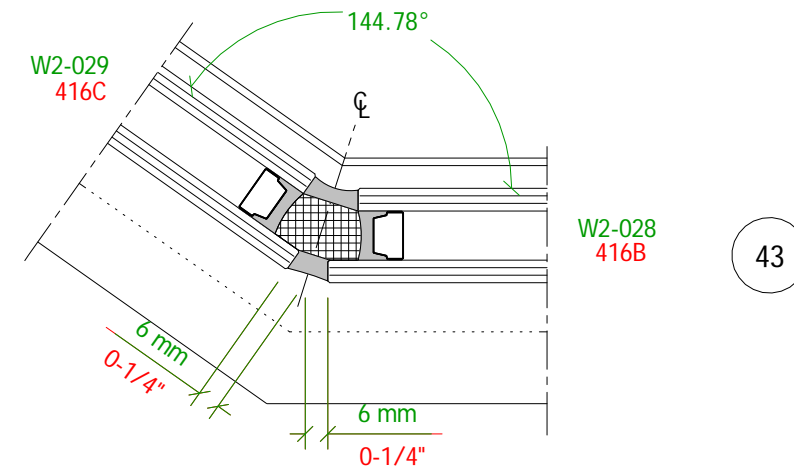
40



42



41



43

Inch measurements are rounded to the nearest 1/16";  
 Units will be manufactured to metric dimensions.

Drawing Number:  
 Wm2-d10

Page:  
 D 10

The Case Group, LLC. · 195 Cohoes Ave. · Green Island, NY 12183  
 Phone: 518.720.3100 · Fax: 518.720.3110 · 1.800.227.3957

Drawing: Details 44 - 47

Project: Park City, UT Residence, Phase 2

Architect: Wallace E. Cunningham, Inc.

Builder: Big D Construction

Scale: 1 : 2 (6" = 1'-0")  
 Date: 12.04.2009  
 Drawn by: G Loeffel

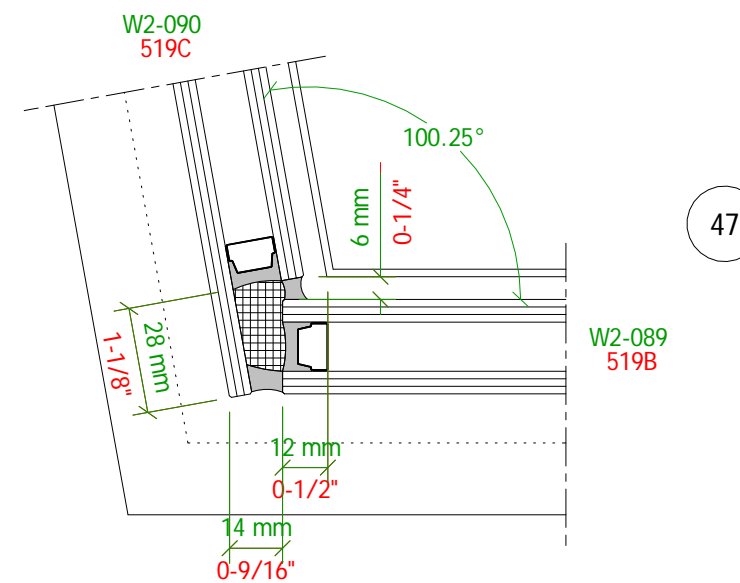
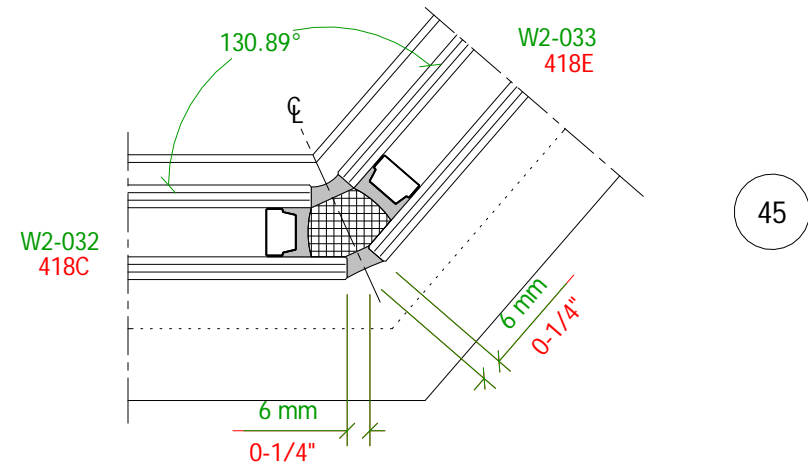
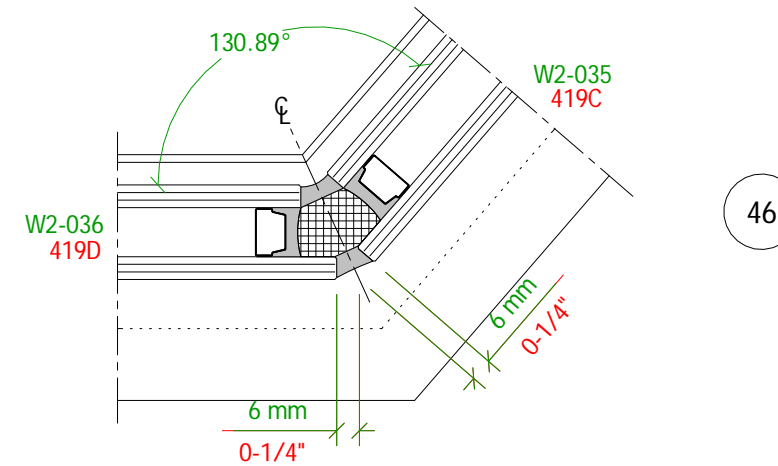
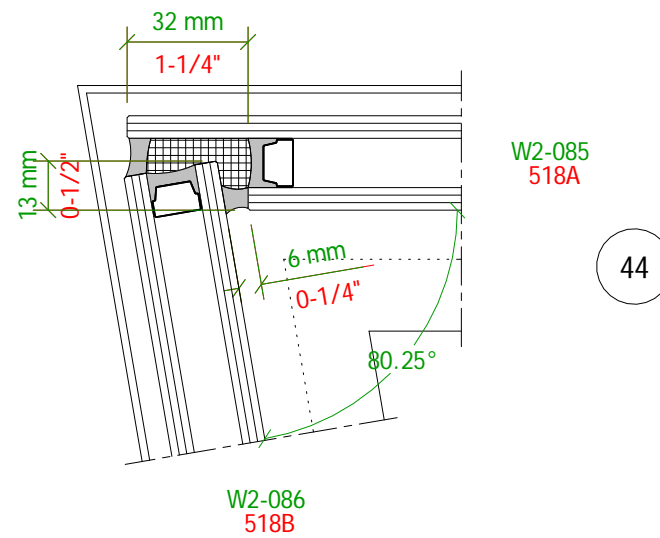
Specifications:

Schedule on Page: S 1 - S 7

Material Specifications on Page: S 8

Revision Date:

Revision Detail on Page: S 9



Inch measurements are rounded to the nearest 1/16";  
 Units will be manufactured to metric dimensions.

The Case Group, LLC · 195 Cohoes Ave. · Green Island, NY 12183  
 Phone: 518.720.3100 · Fax: 518.720.3110 · 1.800.227.3957

Drawing: Details 48 - 49

Project: Park City, UT Residence, Phase 2

Architect: Wallace E. Cunningham, Inc.

Builder: Big D Construction

Scale: 1 : 2 (6" = 1'-0")  
 Date: 12.04.2009  
 Drawn by: G Loeffel

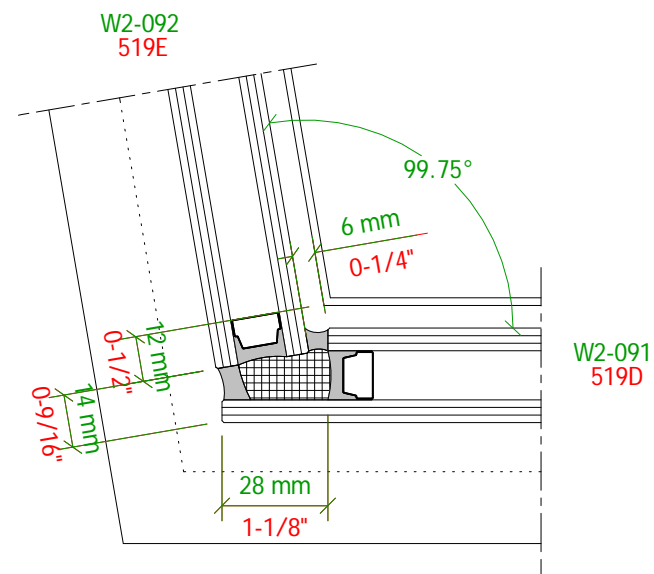
Specifications:

Schedule on Page: S 1 - S 7

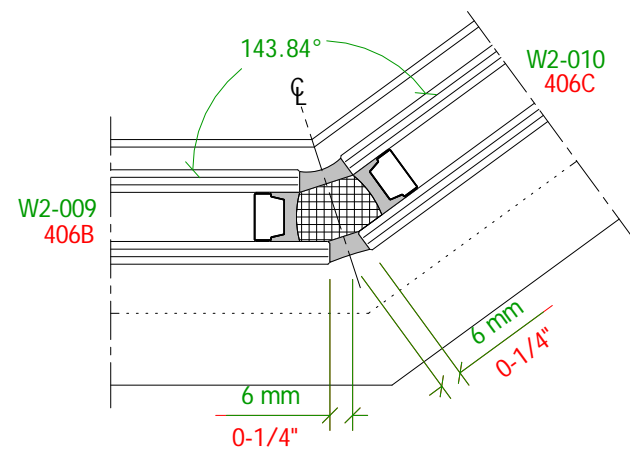
Material Specifications on Page: S 8

Revision Date:

Revision Detail on Page: S 9



48



49

Inch measurements are rounded to the nearest 1/16";  
 Units will be manufactured to metric dimensions.

Drawing Number:  
 Wm2-d12

Page:  
 D 12

The Case Group, LLC · 195 Cohoes Ave. · Green Island, NY 12183  
 Phone: 518.720.3100 · Fax: 518.720.3110 · 1.800.227.3957

Drawing: Interior Elevation Unit:  
 Layout sequence # 1

Project: Park City, UT Residence - Phase 2

Architect: Wallace E. Cunningham, Inc.

Builder: Big D Construction

Scale: 1 : 32 (3/8" = 1")  
 Date: 12.07.2009  
 Drawn by: G Loeffel

Specifications:

Schedule on Page: S 1 - S 7

Material Specifications on Page: S 8

Revision Date:

Revision Detail on Page: S 9

Inch measurements are rounded to the nearest 1/16";  
 Units will be manufactured to metric dimensions.

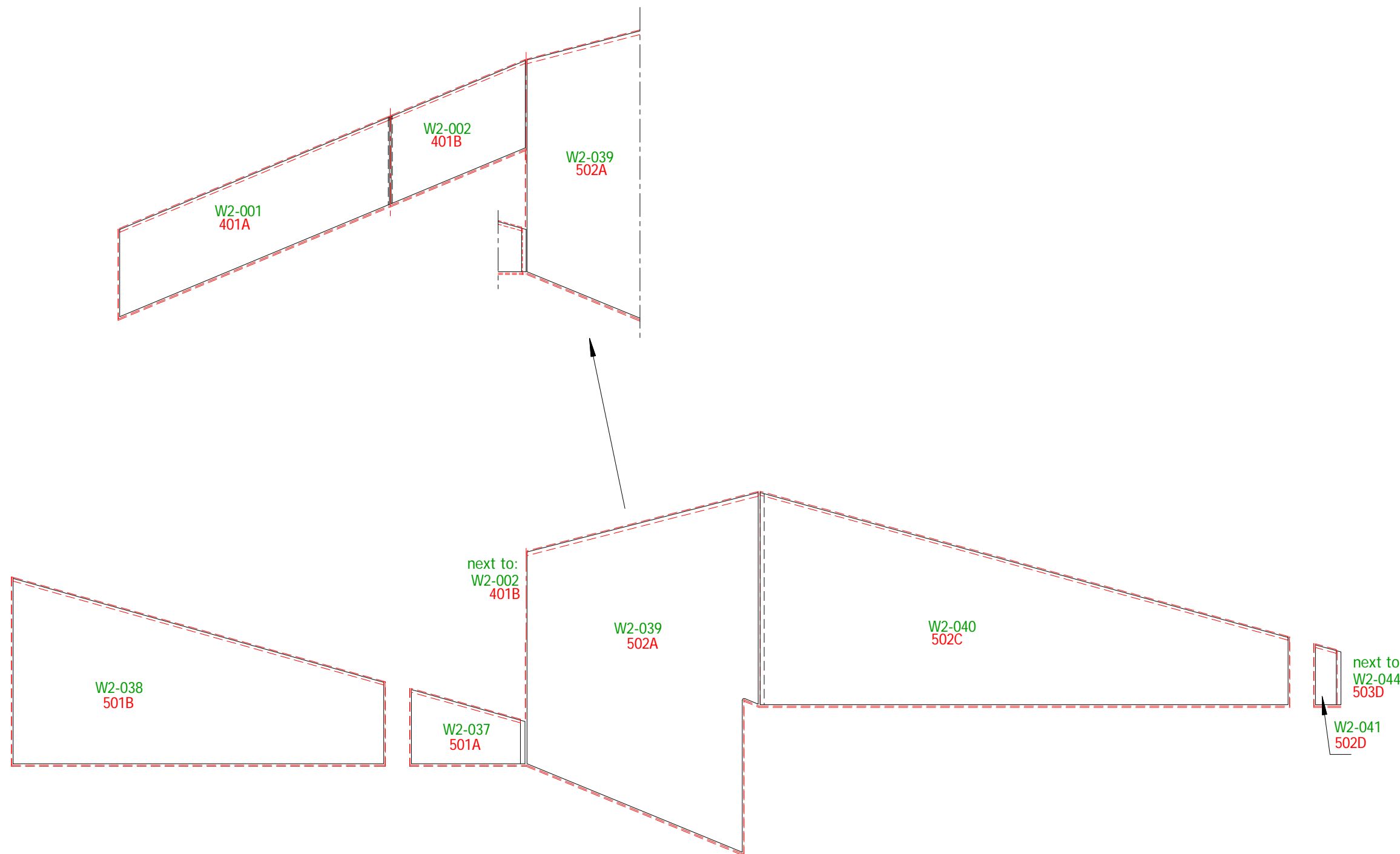
Drawing Number:

Wm2-i01

Page:

i 1

Units are fully assembled if not otherwise noted



The Case Group, LLC · 195 Cohoes Ave. · Green Island, NY 12183  
 Phone: 518.720.3100 · Fax: 518.720.3110 · 1.800.227.3957

Drawing: Interior Elevation Unit:  
 Layout sequence # 2

Project: Park City, UT Residence - Phase 2

Architect: Wallace E. Cunningham, Inc.

Builder: Big D Construction

Scale: 1 : 32 (3/8" = 1")  
 Date: 12.07.2009  
 Drawn by: G Loeffel

Specifications:

Schedule on Page: S 1 - S 7

Material Specifications on Page: S 8

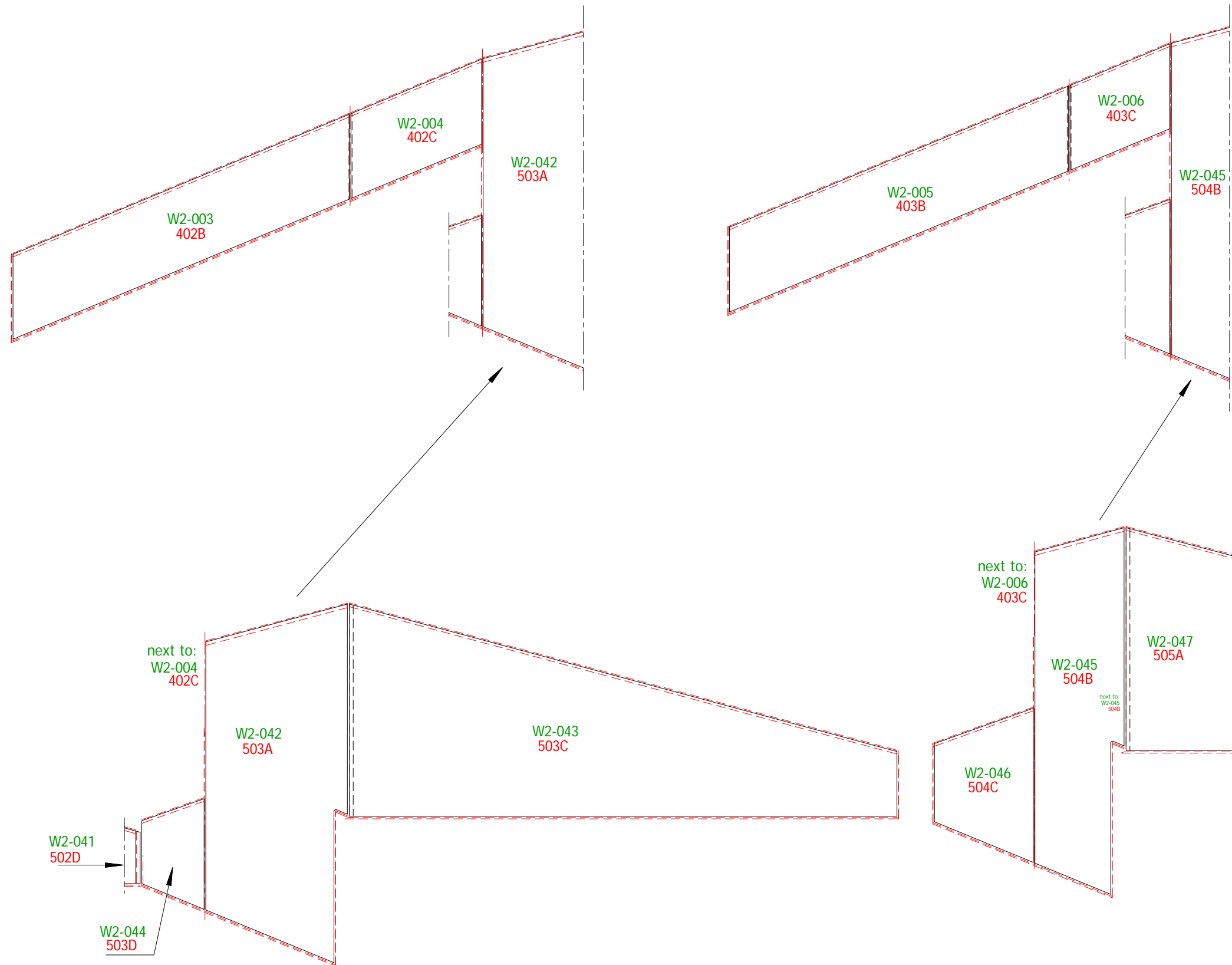
Revision Date:

Revision Detail on Page: S 9

Inch measurements are rounded to the nearest 1/16";  
 Units will be manufactured to metric dimensions.

Drawing Number:  
**Wm2-i02**

Page:  
**i 2**



Units are fully assembled if not otherwise noted

The Case Group, LLC · 195 Cohoes Ave. · Green Island, NY 12183  
 Phone: 518.720.3100 · Fax: 518.720.3110 · 1.800.227.3957

Drawing: Interior Elevation Unit:  
 Layout sequence # 3

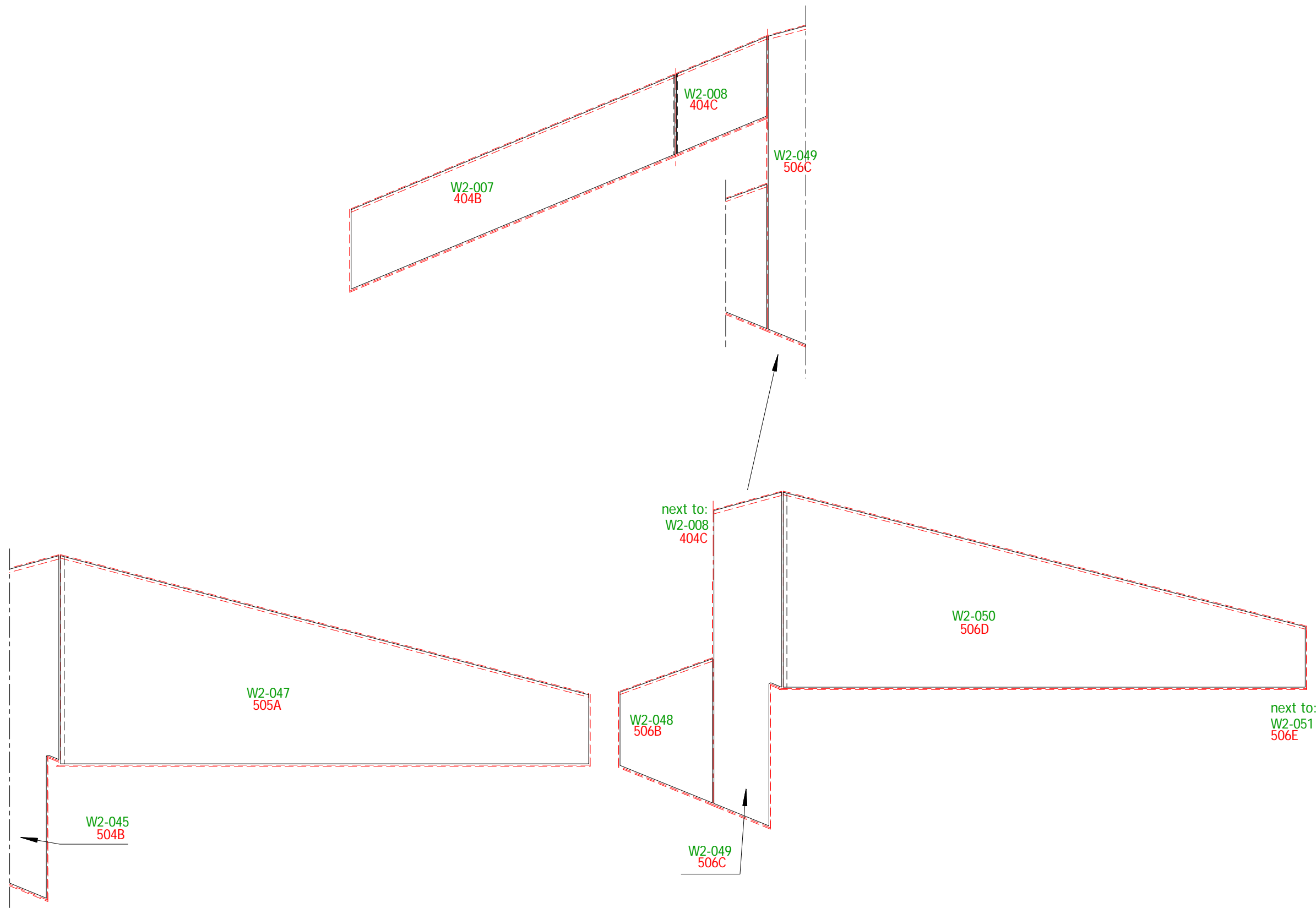
Project: Park City, UT Residence - Phase 2  
 Architect: Wallace E. Cunningham, Inc.  
 Builder: Big D Construction

Scale: 1 : 32 (3/8" = 1")  
 Date: 12.07.2009  
 Drawn by: G Loeffel

Specifications:  
 Schedule on Page: S 1 - S 7  
 Material Specifications on Page: S 8  
 Revision Date:  
 Revision Detail on Page: S 9

Inch measurements are rounded to the nearest 1/16";  
 Units will be manufactured to metric dimensions.

Drawing Number: Wm2-i03  
 Page: i 3



Units are fully assembled if not otherwise noted



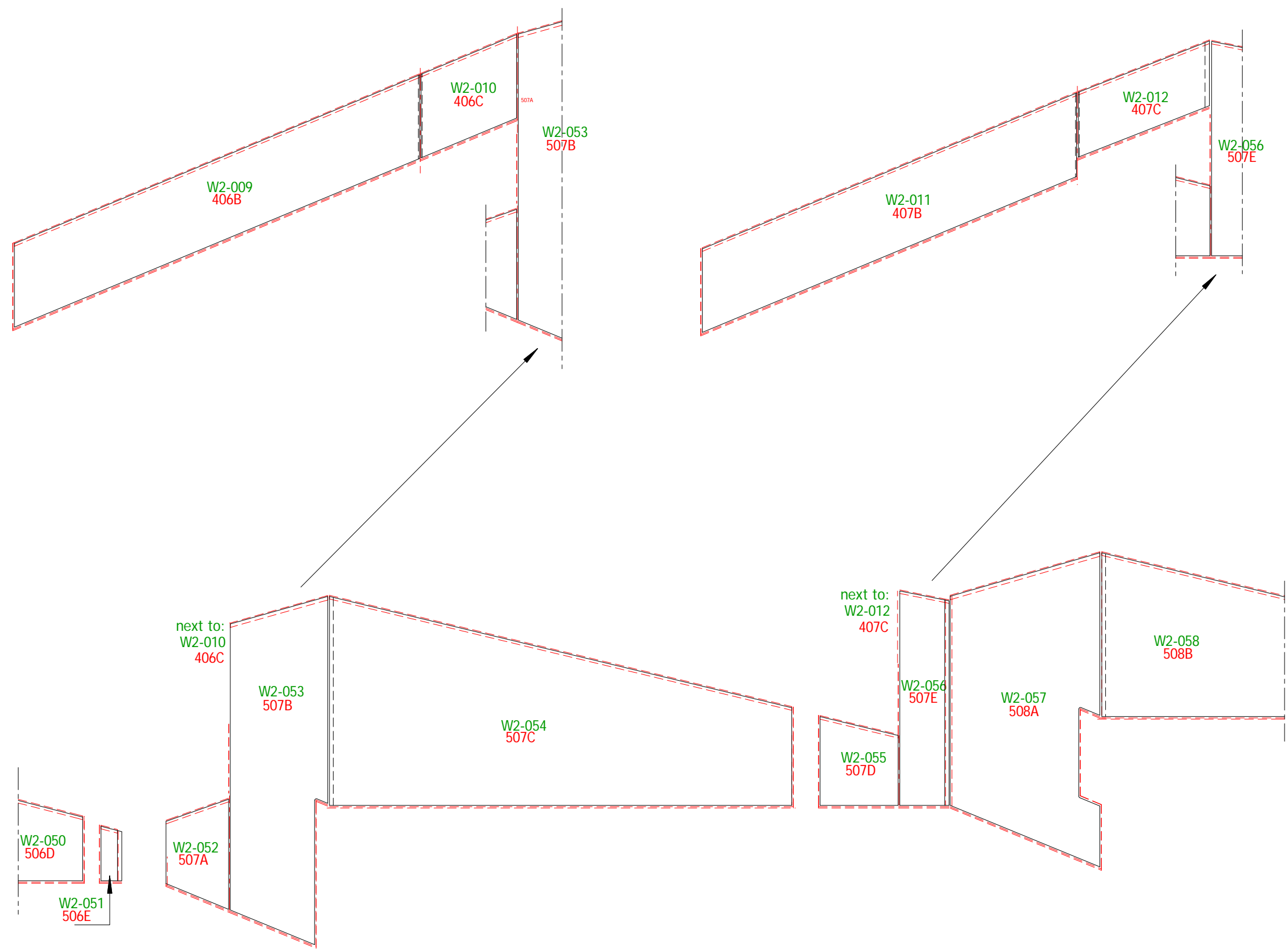
The Case Group, LLC · 195 Cohoes Ave. · Green Island, NY 12183  
 Phone: 518.720.3100 · Fax: 518.720.3110 · 1.800.227.3957

Drawing: Interior Elevation Unit:  
 Layout sequence # 4

Project: Park City, UT Residence - Phase 2  
 Architect: Wallace E. Cunningham, Inc.  
 Builder: Big D Construction

Scale: 1 : 32 (3/8" = 1")  
 Date: 12.07.2009  
 Drawn by: G Loeffel

Specifications:  
 Schedule on Page: S 1 - S 7  
 Material Specifications on Page: S 8  
 Revision Date:  
 Revision Detail on Page: S 9



Inch measurements are rounded to the nearest 1/16";  
 Units will be manufactured to metric dimensions.

Units are fully assembled if not otherwise noted

The Case Group, LLC · 195 Cohoes Ave. · Green Island, NY 12183  
 Phone: 518.720.3100 · Fax: 518.720.3110 · 1.800.227.3957

Drawing: Interior Elevation Unit:  
 Layout sequence # 5

Project: Park City, UT Residence - Phase 2

Architect: Wallace E. Cunningham, Inc.

Builder: Big D Construction

Scale: 1 : 32 (3/8" = 1")  
 Date: 12.07.2009  
 Drawn by: G Loeffel

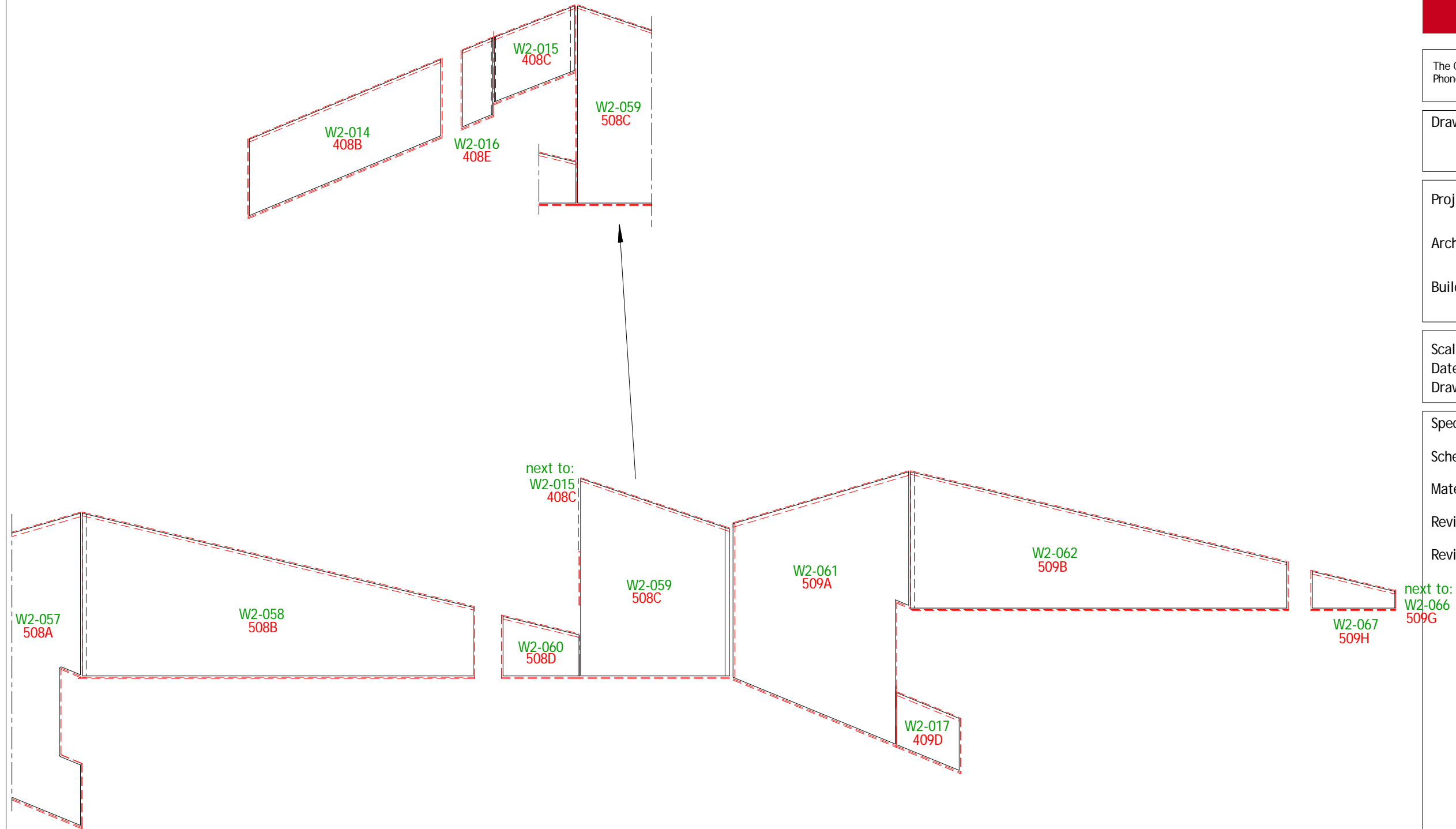
Specifications:

Schedule on Page: S 1 - S 7

Material Specifications on Page: S 8

Revision Date:

Revision Detail on Page: S 9



Inch measurements are rounded to the nearest 1/16";  
 Units will be manufactured to metric dimensions.

Units are fully assembled if not otherwise noted

Drawing Number:  
**Wm2-i05**

Page:  
**i 5**

The Case Group, LLC · 195 Cohoes Ave. · Green Island, NY 12183  
 Phone: 518.720.3100 · Fax: 518.720.3110 · 1.800.227.3957

Drawing: Interior Elevation Unit:  
 Layout sequence # 6

Project: Park City, UT Residence - Phase 2

Architect: Wallace E. Cunningham, Inc.

Builder: Big D Construction

Scale: 1 : 32 (3/8" = 1")  
 Date: 12.07.2009  
 Drawn by: G Loeffel

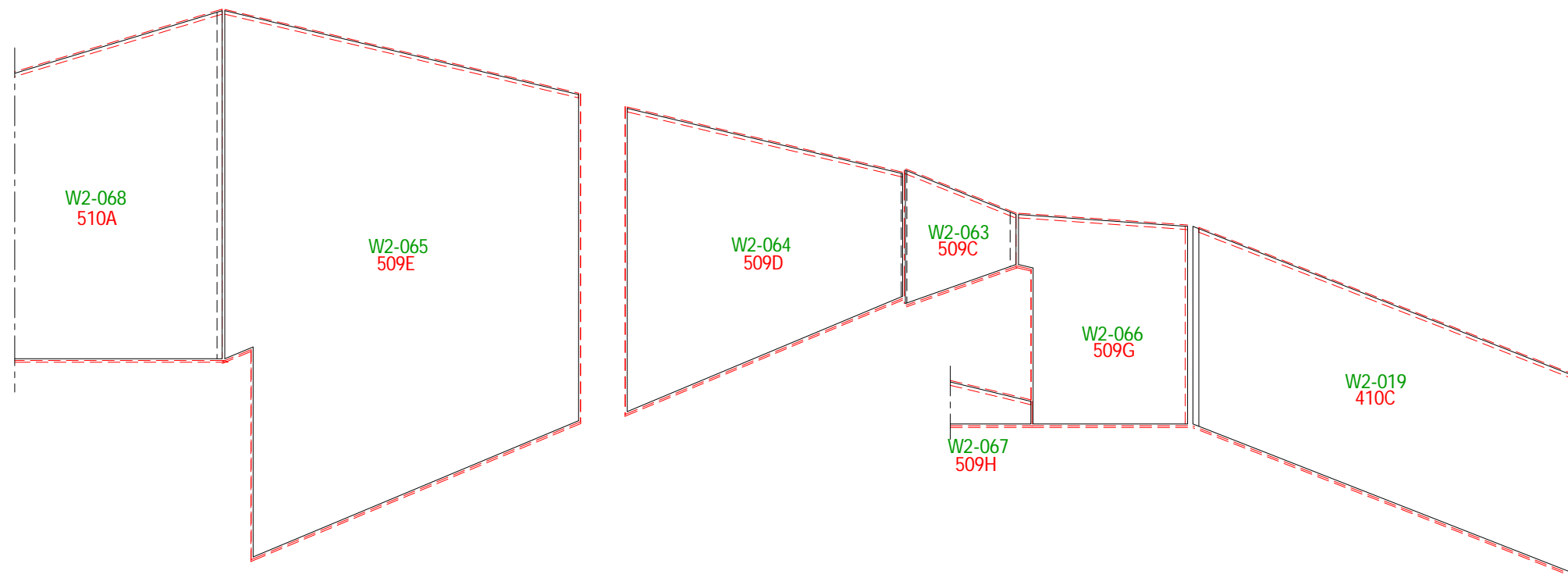
Specifications:

Schedule on Page: S 1 - S 7

Material Specifications on Page: S 8

Revision Date:

Revision Detail on Page: S 9



Inch measurements are rounded to the nearest 1/16";  
 Units will be manufactured to metric dimensions.

Units are fully assembled if not otherwise noted

Drawing Number:  
**Wm2-i06**

Page:  
**i 6**

The Case Group, LLC · 195 Cohoes Ave. · Green Island, NY 12183  
 Phone: 518.720.3100 · Fax: 518.720.3110 · 1.800.227.3957

Drawing: Interior Elevation Unit:  
 Layout sequence # 7

Project: Park City, UT Residence - Phase 2

Architect: Wallace E. Cunningham, Inc.

Builder: Big D Construction

Scale: 1 : 32 (3/8" = 1")  
 Date: 12.07.2009  
 Drawn by: G Loeffel

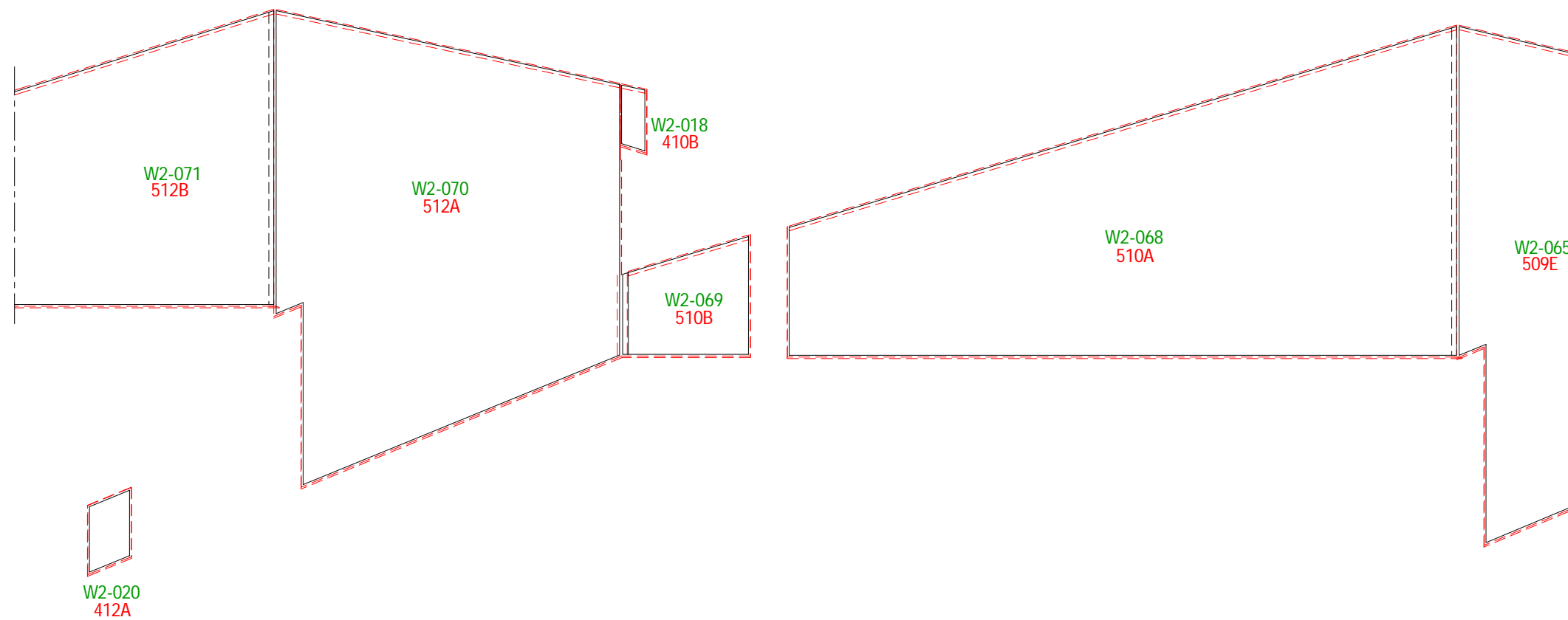
Specifications:

Schedule on Page: S 1 - S 7

Material Specifications on Page: S 8

Revision Date:

Revision Detail on Page: S 9



Inch measurements are rounded to the nearest 1/16";  
 Units will be manufactured to metric dimensions.

Units are fully assembled if not otherwise noted

Drawing Number:  
**Wm2-i07**

Page:  
**i 7**

The Case Group, LLC · 195 Cohoes Ave. · Green Island, NY 12183  
 Phone: 518.720.3100 · Fax: 518.720.3110 · 1.800.227.3957

Drawing: Interior Elevation Unit:  
 Layout sequence # 8

Project: Park City, UT Residence - Phase 2

Architect: Wallace E. Cunningham, Inc.

Builder: Big D Construction

Scale: 1 : 32 (3/8" = 1")  
 Date: 12.07.2009  
 Drawn by: G Loeffel

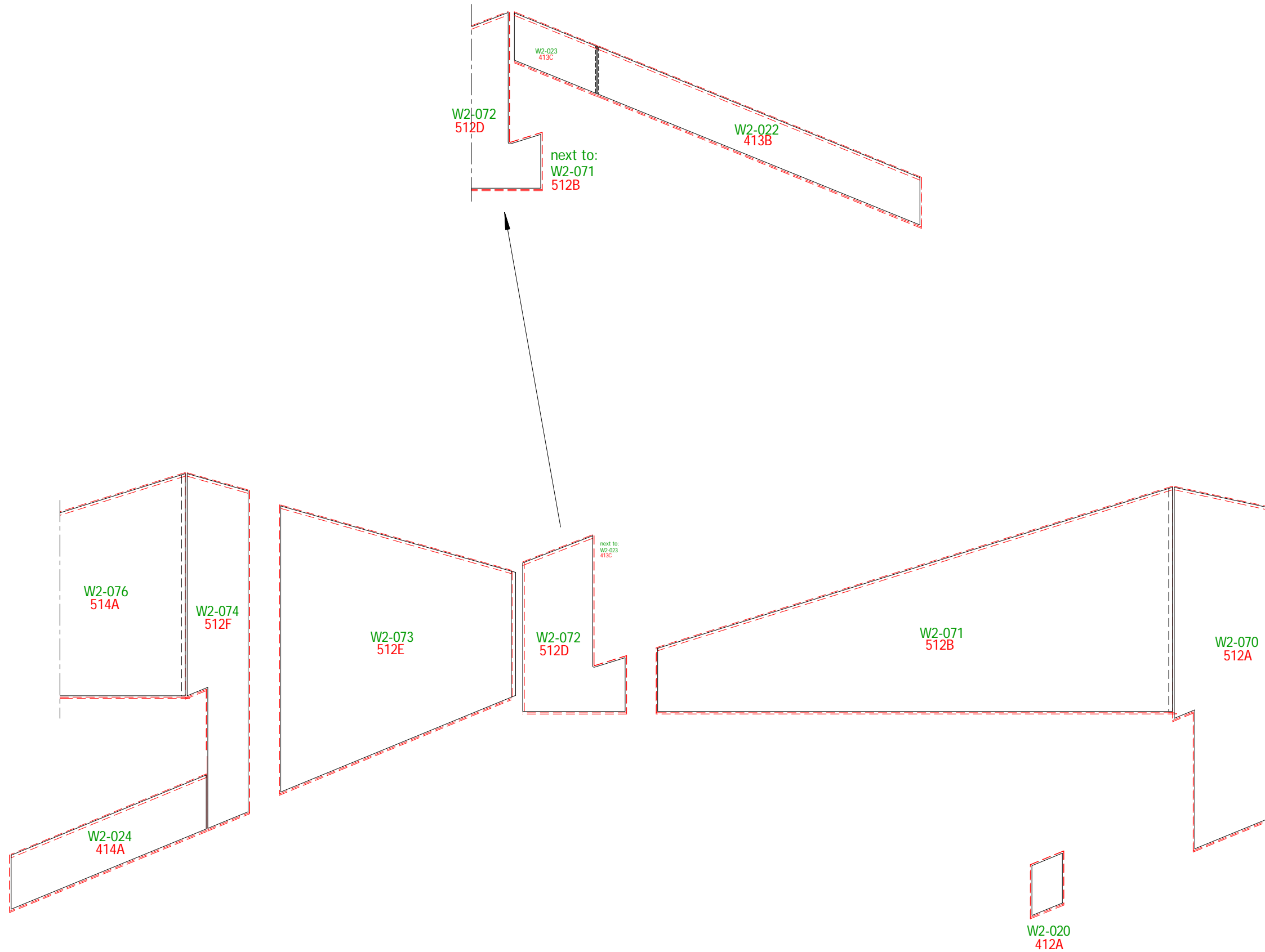
Specifications:

Schedule on Page: S 1 - S 7

Material Specifications on Page: S 8

Revision Date:

Revision Detail on Page: S 9



Inch measurements are rounded to the nearest 1/16";  
 Units will be manufactured to metric dimensions.

Units are fully assembled if not otherwise noted

Drawing Number:  
**Wm2-i08**

Page:  
**i 8**

The Case Group, LLC · 195 Cohoes Ave. · Green Island, NY 12183  
 Phone: 518.720.3100 · Fax: 518.720.3110 · 1.800.227.3957

Drawing: Interior Elevation Unit:  
 Layout sequence # 9

Project: Park City, UT Residence - Phase 2

Architect: Wallace E. Cunningham, Inc.

Builder: Big D Construction

Scale: 1 : 32 (3/8" = 1")  
 Date: 12.07.2009  
 Drawn by: G Loeffel

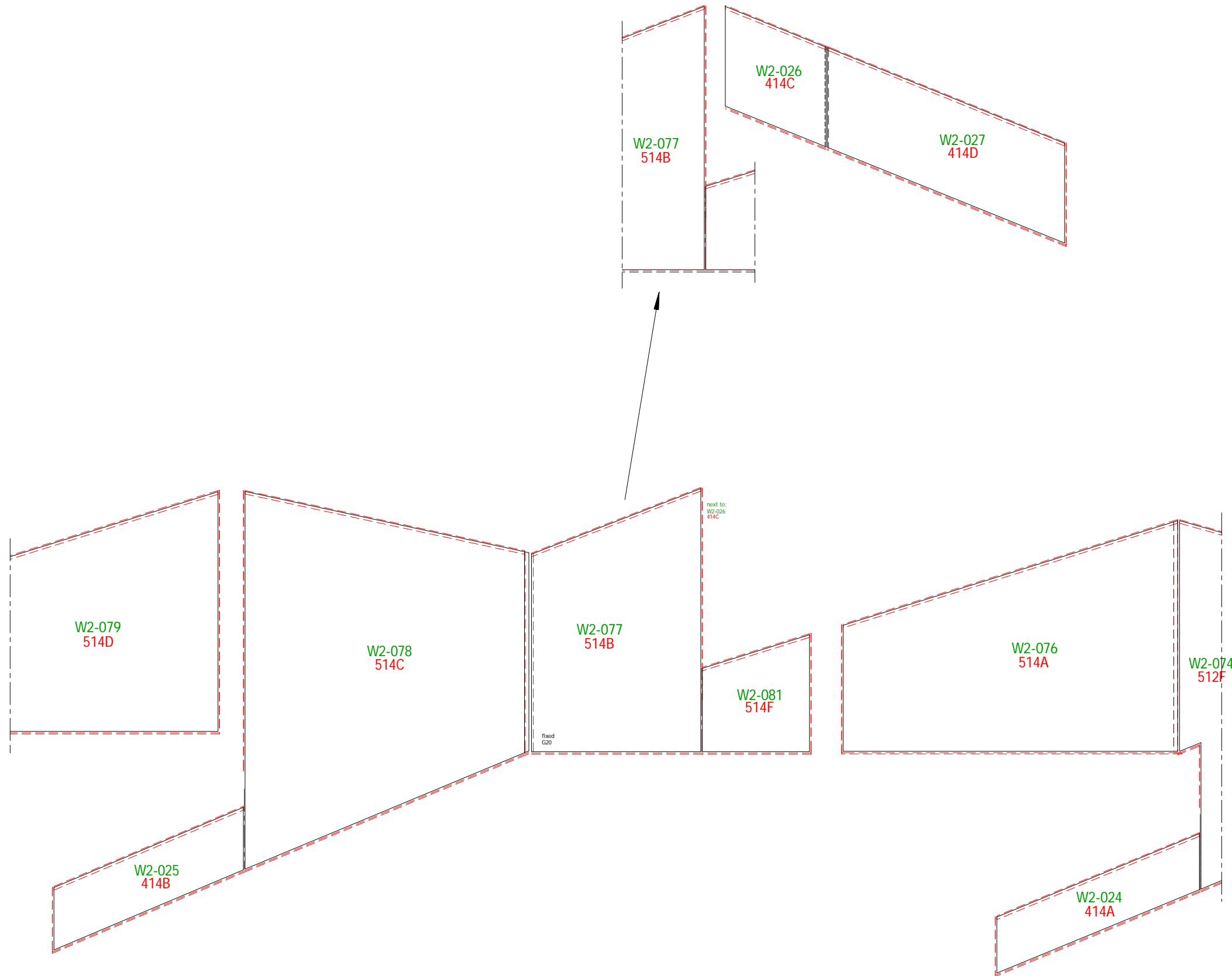
Specifications:

Schedule on Page: S 1 - S 7

Material Specifications on Page: S 8

Revision Date:

Revision Detail on Page: S 9



Inch measurements are rounded to the nearest 1/16";  
 Units will be manufactured to metric dimensions.

Units are fully assembled if not otherwise noted

Drawing Number:  
**Wm2-i09**

Page:  
**i 9**

The Case Group, LLC · 195 Cohoes Ave. · Green Island, NY 12183  
 Phone: 518.720.3100 · Fax: 518.720.3110 · 1.800.227.3957

Drawing: Interior Elevation Unit:  
 Layout sequence # 10

Project: Park City, UT Residence - Phase 2

Architect: Wallace E. Cunningham, Inc.

Builder: Big D Construction

Scale: 1 : 32 (3/8" = 1")  
 Date: 12.07.2009  
 Drawn by: G Loeffel

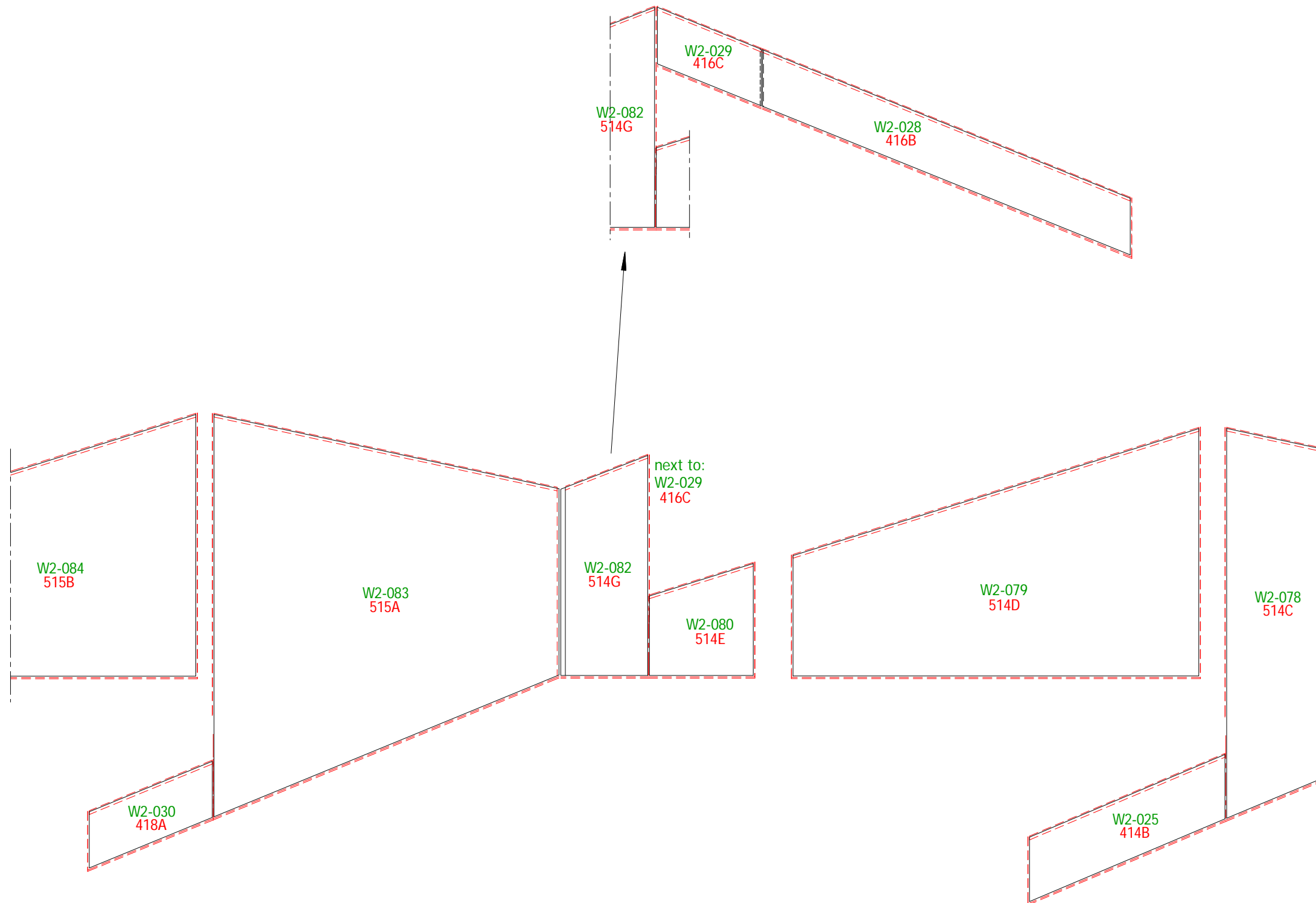
Specifications:

Schedule on Page: S 1 - S 7

Material Specifications on Page: S 8

Revision Date:

Revision Detail on Page: S 9



Inch measurements are rounded to the nearest 1/16";  
 Units will be manufactured to metric dimensions.

Units are fully assembled if not otherwise noted

Drawing Number:  
**Wm2-i10**

Page:  
**i 10**

The Case Group, LLC · 195 Cohoes Ave. · Green Island, NY 12183  
 Phone: 518.720.3100 · Fax: 518.720.3110 · 1.800.227.3957

Drawing: Interior Elevation Unit:  
 Layout sequence # 11

Project: Park City, UT Residence - Phase 2

Architect: Wallace E. Cunningham, Inc.

Builder: Big D Construction

Scale: 1 : 32 (3/8" = 1")  
 Date: 12.07.2009  
 Drawn by: G Loeffel

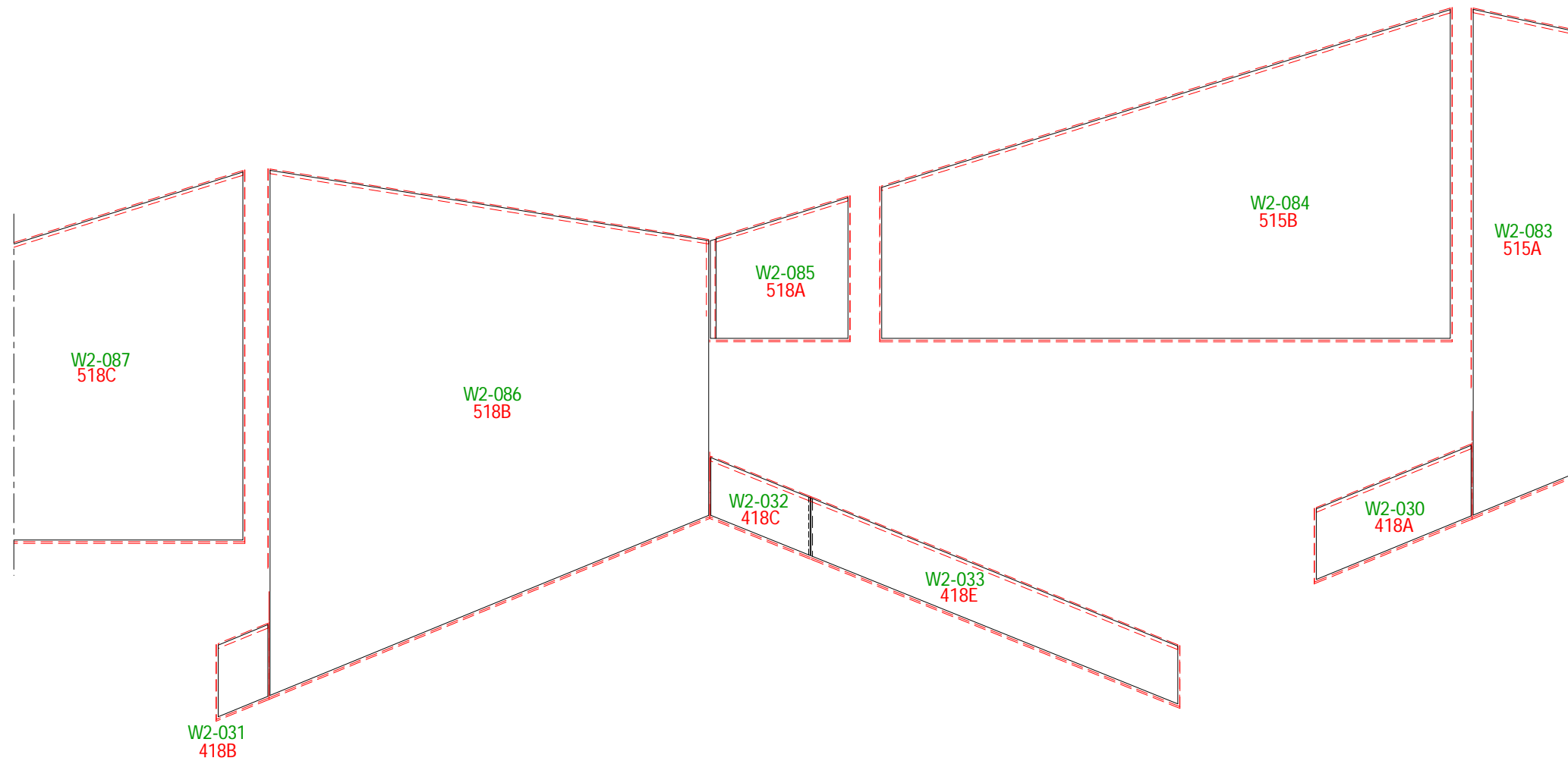
Specifications:

Schedule on Page: S 1 - S 7

Material Specifications on Page: S 8

Revision Date:

Revision Detail on Page: S 9



Inch measurements are rounded to the nearest 1/16";  
 Units will be manufactured to metric dimensions.

Units are fully assembled if not otherwise noted

Drawing Number:  
**Wm2-i11**

Page:  
**i 11**



The Case Group, LLC · 195 Cohoes Ave. · Green Island, NY 12183  
 Phone: 518.720.3100 · Fax: 518.720.3110 · 1.800.227.3957

Drawing: Interior Elevation Unit:  
 Layout sequence # 12

Project: Park City, UT Residence - Phase 2

Architect: Wallace E. Cunningham, Inc.

Builder: Big D Construction

Scale: 1 : 32 (3/8" = 1")  
 Date: 12.07.2009  
 Drawn by: G Loeffel

Specifications:

Schedule on Page: S 1 - S 7

Material Specifications on Page: S 8

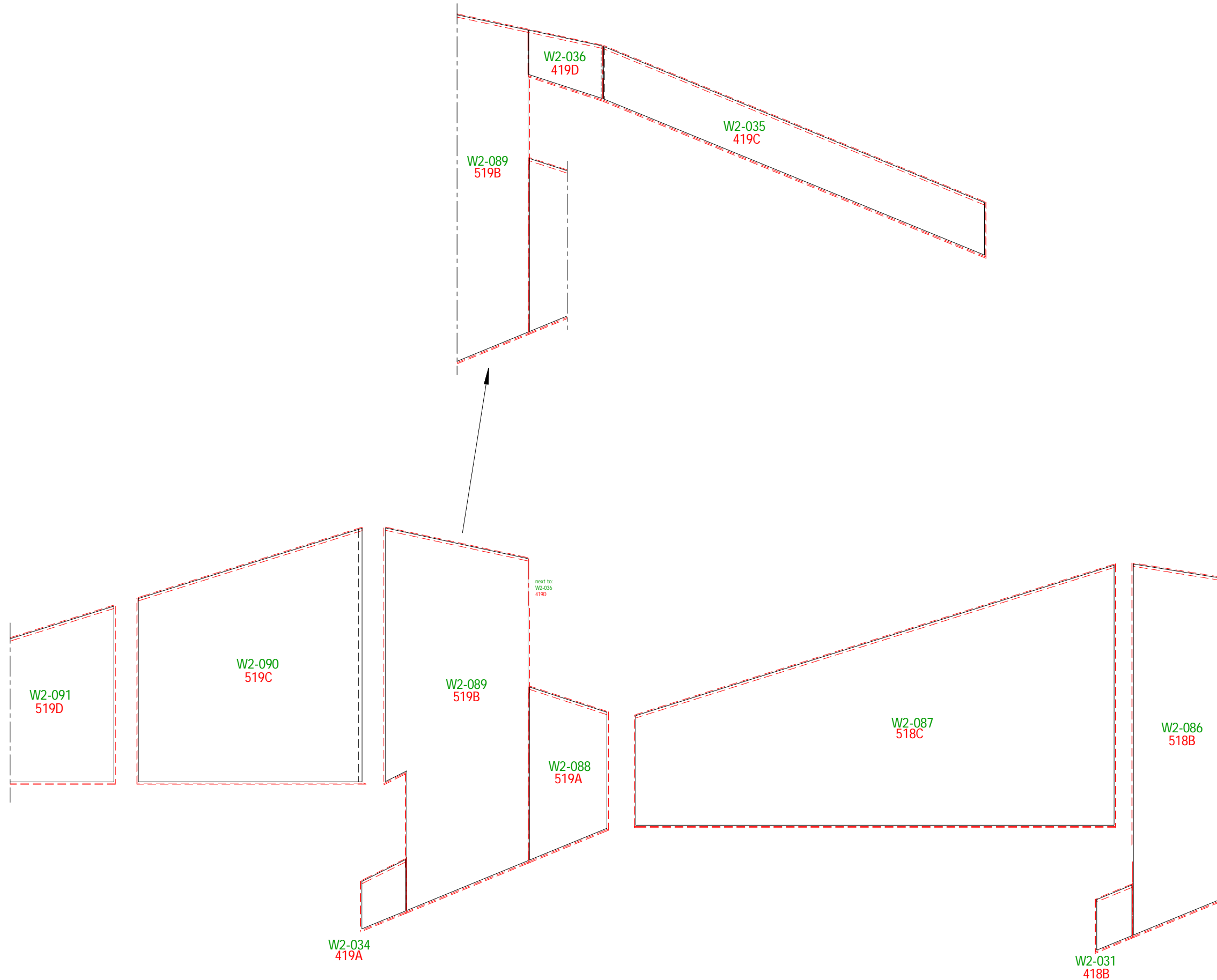
Revision Date:

Revision Detail on Page: S 9

Inch measurements are rounded to the nearest 1/16";  
 Units will be manufactured to metric dimensions.

Drawing Number:  
**Wm2-i12**

Page:  
**i 12**



Units are fully assembled if not otherwise noted

The Case Group, LLC · 195 Cohoes Ave. · Green Island, NY 12183  
 Phone: 518.720.3100 · Fax: 518.720.3110 · 1.800.227.3957

Drawing: Interior Elevation Unit:  
 Layout sequence # 13

Project: Park City, UT Residence - Phase 2

Architect: Wallace E. Cunningham, Inc.

Builder: Big D Construction

Scale: 1 : 32 (3/8" = 1")  
 Date: 12.07.2009  
 Drawn by: G Loeffel

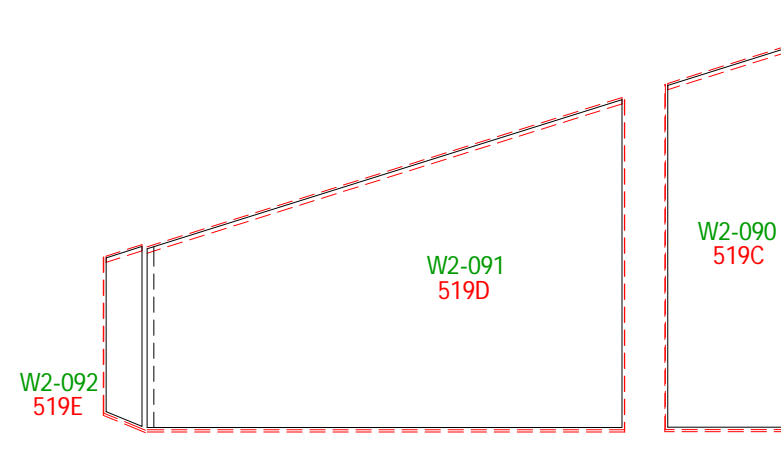
Specifications:

Schedule on Page: S 1 - S 7

Material Specifications on Page: S 8

Revision Date:

Revision Detail on Page: S 9



Inch measurements are rounded to the nearest 1/16";  
 Units will be manufactured to metric dimensions.

Drawing Number:  
**Wm2-i13**

Page:  
**i 13**