

TRURO CENTER



FOR THE ARTS

WELCOME TO CASTLE HILL 2016

FROM THE EXECUTIVE DIRECTOR



I am so excited to start this 45th year of Castle Hill with the purchase of Edgewood Farm! This has been a work in progress for almost three years beginning with a vision committee, to a feasibility study, to a five year strategic plan. We redesigned our logo, created a new website, and raised all the money for the purchase with no debt! We could not have done this without the help of the Castle Hill Board and the amazing community of artists that we serve.

We now have our work cut out for us. To grow, to create an artist in residency program, to build a net-zero “green” printmaking studio, to maintain 5 beautiful buildings on 7 acres of land, to bring the “farm” back to Edgewood Farm will all take community support and effort.

This is an incredible time for this organization! As we grow, as we look to the future, I can’t help but thank Joyce Johnson (the founder). Her vision and her spirit brought Castle Hill together, starting with a committed group of artists to save an old barn. I feel like we have just done it again 45 years later. Please consider getting involved!

Take a look at this catalog! We have an incredible line up of teachers and we continue to serve our mission, doing what we do best. I look forward to breaking bread and popping champagne this Spring and Summer with each and every one of you!

A handwritten signature in black ink that reads "Cherie Mittenenthal". The signature is fluid and cursive.

CHERIE MITTENTHAL
Executive Director

10 MEETINGHOUSE ROAD, TRURO, MA 02666

p 508 349 7511 | f 508 349 7513

info@castlehill.org | www.castlehill.org



FROM THE PRESIDENT

Dear Friends,

On behalf of our Board of Directors, I want to welcome you to Truro Center for the Arts at Castle Hill! 2016 marks our 45th year, and it could not be a more exhilarating time to lead as Board President of this wonderful arts organization.

An adventurous new chapter has opened in the story of Castle Hill, inspired by the imaginative community we serve, and a place known as Edgewood Farm. Year after year, Castle Hill's story comes to life through you—the visual artists, writers, culinary artisans, residents, our staff and volunteers, visitors, and so many whose participation and philanthropy unite us in our mission.

With your support, we recently purchased Edgewood Farm in Truro, our new 7-acre campus with adjoining open-space conservation land amidst the vast Cape Cod National Seashore.

This rare and beautiful place will become home to an essential new Artist Residency program that will bring artists together from all over the world. New programs are being designed to meet the needs of our community, and to renew a sense of place in relationship to the land and Truro's cultural heritage. Campus planning will combine existing historic buildings, new studio spaces, outdoor spaces and sculpture paths, gardens, a culinary kitchen, walking trails, and collaborative partnership opportunities. The possibilities for creativity are boundless!

What are your intentions for creative growth and making new connections this year? I invite you to take a workshop, become a member, and join us at the Summer Garden Party in July for a toast and a tour of Edgewood Farm.

We are grateful to all whose support made this acquisition successful, a major milestone in our \$2.8M capital campaign. Fundraising for the next phase will support construction, renovations, and ongoing capacity building. Together we are shaping Truro's arts and cultural landscape anew. Come along with us on this journey – you will be inspired.

With gratitude,

A handwritten signature in cursive script that reads "Lisa Linnehan".

LISA LINNEHAN
President - Board of Directors

10 MEETINGHOUSE ROAD, TRURO, MA 02666

p 508 349 7511 | f 508 349 7513
info@castlehill.org | www.castlehill.org

TABLE OF CONTENTS

HONORARY CHAIRS 2016	4
EVENTS 2016	6
GALLERY EXHIBITIONS	7
ENCAUSTIC CONFERENCE	8
EDGEWOOD FARM CAPITAL CAMPAIGN	9
LIST OF WORKSHOPS BY THE WEEK	10
<hr/>	
SPRING CLASSES	13
DRAWING / PAINTING / MIXED MEDIA	20
PRINTMAKING	45
PHOTOGRAPHY / DIGITAL MEDIA	48
SCULPTURE / INSTALLATION	54
CERAMICS	64
WRITING	76
PERFORMANCE	85
KIDS SUMMER PROGRAM	86
<hr/>	
REGISTRATION POLICIES	90
GENERAL INFORMATION	91
MEMBERSHIP	94
DONATE TO CASTLE HILL	95
REGISTRATION FORM	96

WORKSHOPS BY DISCIPLINE

CASTLE HILL 2016 DISTINGUISHED CHAIRS

THE WOODY ENGLISH DISTINGUISHED ARTISTS & WRITERS CHAIR: BREAD & PUPPET THEATER



BREAD & PUPPET: The Bread and Puppet Theater was founded in 1963 by Peter Schumann on NYC's Lower East Side. Besides rod-puppet & hand puppet shows for children, the concerns of the first productions were rents, rats, police, and other problems of the neighborhood. More complex theater pieces followed, in which sculpture, music, dance and language were equal partners. The puppets grew bigger and bigger. Annual presentations for Christmas, Easter, Thanksgiving and Memorial Day often included children & adults from the community as participants. During the Vietnam War, Bread and Puppet staged block-long processions and pageants involving hundreds of people. The company makes its income from touring new and old productions both on the American continent and abroad, and from sales of Bread and Puppet Press' posters and publications. The traveling puppet shows range from tightly composed theater pieces presented by members of the company, to extensive outdoor pageants which require the participation of many volunteers. Bread and Puppet is one of the oldest, nonprofit, self-supporting theatrical companies in the country. See *Bread & Puppets workshop* page 63.

PRESIDENT'S CHAIR HONORS: MARY BETH MEEHAN



MARY BETH MEEHAN is a photojournalist and documentary photographer most recently known for her large-scale portraits of Providence residents installed as billboard-sized banners in that city, entitled *Seen/Unseen*. Mary Beth has spent twenty years working intimately within her own communities, meeting strangers and telling important stories. Her work has been exhibited and published internationally, including in *The New York Times*, *The Boston Globe*, and *Le Monde*. For more, please visit www.marybethmeehan.com. See *Mary Beth Meehan's Workshop* on page 52 and *Gallery Exhibition* on page 7.

ELLA JACKSON CHAIR HONORS: SHARON BUTLER



SHARON BUTLER: A painter and arts writer, Sharon Butler is widely known as the publisher of the award-winning art blog "Two Coats of Paint." She is affiliated with the MFA programs at the Pennsylvania Academy of Fine Art and the University of Connecticut and has exhibited her work in numerous NYC galleries and universities. In January 2016, Theodore: Art in Brooklyn, NY, hosted a solo show of her work. See *Sharon Butler's Workshop* on page 28, her *Gallery Exhibition and Artist's Panel Discussion* pages 6 & 7.

LESLIE GILLETTE JACKSON CHAIR IN VISUAL ARTS
& WRITING HONORS: JABARI ASIM

JABARI ASIM: His fourteen books include a forthcoming book of poetry, *Sing It Like A God*. His poems have been widely anthologized, as well as published in *Painted Bride Quarterly*, *American Poetry Review* and other journals. His awards and honors include a Guggenheim Fellowship in 2009. He is an associate professor and director of the MFA program in creative writing at Emerson College. See *Jabari Asim's workshop on page 79*.

MARY LOU FRIEDMAN CHAIR HONORS: MICHAEL KLINE



MICHAEL KLINE: From Bakersville, North Carolina, Michael Kline is a full time studio potter, known for his fluid brushwork and strong traditional wood-fired forms. He received his BFA from the University of Tennessee and was artist in residence at the Penland School of Crafts from 1998-2001. He was recently featured in the instructional video, "The Brush & the Wheel" produced by Ceramics Arts Daily. See *Michael Kline's Workshop on page 68 and Gallery Exhibition page 7*.

JOYCE JOHNSON CHAIR HONORS: ANNA POOR



ANNA POOR is a sculptor with deep roots to the Cape. She is a founder and owner of ArtStrand Gallery in Provincetown. She has had numerous one person and group shows and awards, including a mid-career survey in 2010 at Provincetown Art Association and Museum and a Massachusetts Artist fellowship in 2001. This May, Poor is having a solo exhibition at Studio Arts Center International, Palazzo dei Cartelloni Gallery in Florence, Italy. She is represented by Taylor/Graham Gallery in New York City and Sladmore Contemporary in London, UK. She has been on the board of Castle Hill since 1988 and currently teaches at Lesley University/College of Art and Design. See *Anna Poor's Workshops on pages 58 and 60*.

SPECIAL EVENTS

JUNE 3 - 5

10TH INTERNATIONAL ENCAUSTIC
CONFERENCE
Provincetown Inn, 1 Commercial Sreet

JUNE 5 - SATURDAY

MARY BIRMINGHAM: ENCAUSTIC
CONFERENCE KEYNOTE LECTURE
Provincetown Inn, 1 Commercial Sreet
8PM - 9:30PM

JUNE 11 - SATURDAY

GUY WOLFF POTTERY BENEFIT SALE
Edgewood Farm, 3 Edgewood Way, Truro
12PM - 3PM

JUNE 18 - SATURDAY

STEAMROLLER PRINT EXTRAVAGANZA
Edgewood Farm, 3 Edgewood Way, Truro
\$10 / free for Members
12PM - 3PM

JULY 3 - SUNDAY

SUMMER GARDEN PARTY AT EDGEWOOD
3 Edgewood Way, Truro
\$100 / \$75 for Members
3PM - 6PM

JULY 14 - THURSDAY

ART TODAY: ARTISTS PANEL DISCUSSION
with Sharon Butler, Mike Carroll,
& Deborah Dancy
Wellfleet Preservation Hall
335 Main Street, Wellfleet, MA
\$25 / \$20 for Members
7PM - 9PM

JULY 16 - SATURDAY

PAMET RIVER FLOAT & COOKOUT
10 Meetinghouse Road, Truro
*Float down the Pamet River during high tide
& then gather for a Cookout on the deck!*
\$50 / Free for Members
10AM - 1PM

JULY 18 - MONDAY

MARK BITTMAN DINNER:
GET ROASTED & SMOKED
Pamet Yacht Club, Truro
\$300 / \$250 for Members
6:30PM

JULY 23 - SATURDAY

CASTLE HILL SUMMER BASH
WITH CHANDLER TRAVIS PHILHARMONIC
10 Meetinghouse Road, Truro, MA
\$30 / \$25 for Members
6PM - 9PM

AUGUST 6 - SATURDAY

CASTLE HILL SILENT ART AUCTION
10 Meetinghouse Road, Truro, MA
\$30 / \$25 for Members
5PM - 9PM

AUGUST 16 - TUESDAY

JOHN P. BUNKER SR. MEMORIAL LECTURE
SERIES: SANDOR KATZ
Wellfleet Preservation Hall
335 Main Street, Wellfleet, MA
6PM FREE

AUGUST 26 - FRIDAY

BREAD & PUPPET PERFORMANCE
at 3 Edgewood Way, Truro
5PM \$30

AUGUST 27 - SATURDAY

CASTLE HILL GALA AT EDGEWOOD FARM
3 Edgewood Way, Truro, MA
\$350 / \$300 for Members
6PM - 10PM

SEPTEMBER 8 - THURSDAY

PAINT THE RACE
with the Provincetown Schooner Regatta
\$30 / \$25 for Members
12PM - 3PM

SEPTEMBER 15 - THURSDAY

MARK DOTY POETRY READING
10 Meetinghouse Road, Truro
\$20 / Free for Members
6PM

SEPTEMBER 22 - THURSDAY

STUART SHILS LECTURE
10 Meetinghouse Road, Truro,
6PM FREE

OCTOBER 21 & 22 - FRI & SAT

PROVINCETOWN DANCE FESTIVAL
The Provincetown Theater, Provincetown
7:30PM

GALLERY EXHIBITIONS



The Main Gallery at Castle Hill is at 10 Meetinghouse Road, Truro where bi-weekly gallery exhibitions are held all summer.

Opening Receptions are on alternating Thursdays from 4 - 6pm. Light refreshments are served. Come join us!

May 1 – 15

WINTER CLAY EXHIBITION

Ceramic Work from Castle Hill Students

Opening Reception May 4

May 23 – June 10

ENCAUSTIC JURIED SHOW

MARK OF THE BRUSH

Juried by Christine McCarthy

Opening Reception June 2

Closing Reception June 9

May 23 – June 10

GALLERY 10: ENCAUSTIC SHOW

Opening Reception June 2

Closing Reception June 9

June 14 – 24

SUMMER MEMBERS OPEN EXHIBITION

Drop Off June 13 from 10am - 2pm

Opening Reception June 16

June 27 – July 8

FLORA & FAUNA

with Zehra Khan, Michael Kline, Cherie Mithenthal, Hannah Niswonger, Gerald Simcoe

Opening Reception June 30

July 11 – 22

IN THEIR ELEMENT

Sharon Butler, Sharon Horvath & Patricia Miranda

Opening Reception July 14

July 26 – August 5

SILENT AUCTION PREVIEW

(Auction is on August 6th)

Opening Reception July 28

August 9 – 19

PEOPLE & PLACES:

PHOTOGRAPHY SHOW

Mary Beth Meehan & John Tunney

Opening Reception August 11

August 23 – September 2

FALL MEMBERS OPEN EXHIBITION

Drop Off Aug 22 from 10am - 2pm

Opening Reception August 25

September 12 – 23

JOAN SNYDER

& REBECCA HUTCHINSON

Opening Reception September 15

September 26 – October 7

CASTLE HILL STAFF EXHIBITION:

Opening Reception September 29

October 11 – 28

CAPE COD POTTERS EXHIBITION

Closing Reception October 28

ENCAUSTIC CONFERENCE

10TH INTERNATIONAL ENCAUSTIC CONFERENCE **JUNE 3-5, 2016**

AT THE PROVINCETOWN INN
1 Commercial Street, Provincetown, MA



KEYNOTE LECTURE: MARY BIRMINGHAM
Curator, Visual Arts Center of New Jersey

SATURDAY JUNE 4 AT 8PM
in the Mayflower Room

An annual interdisciplinary event bringing a community of artists together with gallerists, curators, critics and collectors engaged with wax, printmaking, mixed media, professional practices and more. Founder/Director Joanne Mattera produces the Conference in Provincetown with Truro Center for the Arts at Castle Hill and its Executive Director, Cherie Mittenthal.

For information about the Conference, Encaustic Workshop Descriptions & Faculty Bios go to: www.castlehill.org or www.encausticconference.blogspot.com

See Catalog pages 18 - 19 for a list of Pre and Post Conference Encaustic Workshops at Castle Hill.

CASTLE HILL AT EDGEWOOD FARM!



SPECIAL 2016 EVENTS:

SUMMER GARDEN
PARTY to Benefit
Edgewood Farm

JULY 3

CASTLE HILL GALA
at Edgewood Farm

AUGUST 27

The Truro Center for the Arts at Castle Hill is proud and excited to announce that on January 7, 2016 it became the owner of the beautiful and historic Edgewood Farm in Truro. Surrounded by stunning landscapes, the site is a perfect campus setting for Castle Hill to develop its artist-in-residency program. Edgewood Farm will allow Castle Hill to expand its commitment to making the arts accessible to the community; by providing summer housing for students and faculty, enhancing educational programming, and hosting exhibitions and special events.

Castle Hill's capital campaign continues to raise funds to support the renowned arts organization's expansion; to support upgrades, renovations, and restoration to the existing historic buildings, as well as a new "net-zero" print shop with solar panels. Also, included in the capital campaign, is a commitment to earmark funds for financial and organizational sustainability while establishing an artist-in-residence program.

"Edgewood Farm is a perfect setting to expand our vision and to establish an internationally welcoming artist-in-residence program that advances our mission: to provide a vibrant, nurturing and inclusive community for artists, students, teachers, and visitors," says Castle Hill Executive Director Cherie Mittenthal. *"Over the past four decades Castle Hill has grown and flourished - presenting classes, workshops, and special events that encompass a wide and diverse spectrum of the arts. The new Edgewood campus offers enormous opportunities and a transcendent experience to further serve the community. We are extremely grateful to the Massachusetts Cultural Council and MassDevelopment, and all of the donors who have stepped forward to date, for their generous support and confidence. I also want to thank Malcolm Meldahl and his family for their enormous generosity and patience throughout the process."*



massculturalcouncil.org

Special thanks to the Cultural Facilities Fund of the Massachusetts Cultural Council for their huge support of this project.

CASTLE HILL WORKSHOPS BY THE WEEK

SPRING

WEDNESDAY CLAY
Brian Taylor.....13

BEE KEEPING
Kalliope Egloff.....14

SPRING INTO ENCAUSTIC
Cherie Mittenthal.....15

WRITING FROM YOUR
KITCHEN TABLE
Elspeith Hay.....15

RAVIOLI
Michael Ceraldi.....14

ARANCINI
Michael Ceraldi.....14

BAKED STUFFED
LOBSTER
Lorraine Piver.....15

KNIFE SKILLS
Adrian Cyr.....16

INTRO TO WEB DESIGN
Tamara Endich.....16

INTRO TO PHOTOSHOP
Tamara Endich.....16

LASAGNA GARDENING
Hopkins & McCulloch.....17

AQUACULTURE W/OYSTERS
Jason Weisman.....17

ROLL YOUR OWN SUSHI
Mac Hay.....17

MAY 31 - JUNE 3

APPROACHING PAINTING
Lisa Pressman.....18

THE ART OF THE PORTRAIT
Lora Murphy

BEGINNING ENCAUSTIC
Deborah Winiarski.....18

BEYOND THE BRUSH
Fernow/Winiarski.....18

CARBON LAB
Paula Roland.....18

COLOR & PAINT
Richard Frumess.....18

CYANTOTYPE & ENCAUSTIC
Susan Lasch Krevitt.....18

3D ENCAUSTIC & PAPER.....18
Catherine Nash

TEXTURE GALORE
Corina Alvarezdelugo.....18

JUNE 6 - 10 Page 19

BASICS & BEYOND
Binnie Birstein

BATIK TOOLS
Cat Crotchett

BIGGER & BETTER
Binnie Birstein

CONNECTING WITH CURATORS
Mary Birmingham

CREATING A CONTEXT FOR
YOUR WORK
Laura Moriarty

CRITICAL FEEDBACK
Dan Addington

ENCAUSTIC PRINTMAKING
David Clark

EXPLORING PATTERN &
REPETITION
Lorraine Glessner

THE FAYUM STYLE SELFIE
Nancy Natale

LIFE CASTING IN SILICONE
Kelly McGrath

LIGHTEN UP
Rae Miller

MEANINGFUL MIXED MEDIA
Lisa Zukowski

PAINTING THE FIGURE
USING UNUSUAL MATERIALS
Dan Addington

THE PERFECT POUR:
TRANSFERRING & EMBEDDING
IMAGES
Sherrie Posternak

PHOTO & ENCAUSTIC
Elena De La Ville

SCREENPRINTING &
ENCAUSTIC
Jeff Hirst

WAX, PLATE, PRINT
Dorothy Cochran

SUMMER

JUNE 13 -17

WORKING SPACE
Judy Pfaff.....21

JUNE 20 - 24

ART AS EXPLORATION
OF SELF
Traci Harmon-Hay.....22

WORKING WITH
COLD WAX MEDIUM
Carol Pelletier.....23

COLOR RULES/
COLOR IN NATURE
Nancy McCarthy.....23

HANDS & FORMS IN NATURE
Mark Adams.....22

JUNE WOODFIRING
Brian Taylor.....65

PLAY IN PRACTICE
Brenda Withers.....77

RAKU, ENJOYMENT &
FREEDOM
Ron Dean.....65

JUNE 27 - JULY 1

CONVERSATIONS WITH SELF,
THE WORK & OTHER
SUBJECTIVE ENVIRONMENTS
Bernd Haussmann.....24

THE ENERGY OF THE POEM
Peter Campion.....77

FROM FLAT TO FORM
Jeremy Randall.....66

IMPERMANENT ART
Zehra Khan.....25

PAINTING THE STREETS
Lisbeth Firmin.....24

SMALL FORMAT LANDSCAPE
PAINTING
Kathy Jacobs.....25

TEXTILE & FIBER ART
Nathalie Ferrier.....55

JULY 5 - 8

EXPLORATIONS ON YUPO Virginia Zanger.....	26
KIDS: TREASURE HUNT Edin Cook.....	87
COLLABORATING WITH LANDSCAPE Andy Moerlein.....	56
PAINTING TOWARDS ABSTRACTION Megan Hinton.....	26
PAINTING THE TRURO LANDSCAPE Larry Horowitz.....	27
PLAYWRITING WORKSHOP Wendy Kesselman.....	78
WHEEL THROWING BASICS Brian Taylor.....	66
WRITING FICTION Ann Hood.....	78
JULY 11 - 15	
ANIMALS: WORKING IN SERIES Hannah Niswonger.....	67
ARTIST'S BOOK Sharon Butler.....	28
BEGINNING & INTERMEDIATE OIL PAINTING Peter Chepus.....	29
FLOWER PATTERNS IN PAINT Gerald Simcoe.....	27
KIDS: BEADS & JEWELRY Caitlin Nesbit Rhea.....	87
LANDSCAPE PAINTING Rob DuToit.....	29
MIXED MEDIA CONCRETE Tom O'Connell.....	57
THE NEWS FROM POEMS Jabari Asim.....	79
PORTRAITURE IN CLAY Tina Tarantal.....	57
PROCESS: MEANING & MAKING Deborah Dancy.....	28
SUN PRINTING ON PAPER & FABRIC Laura Blacklow.....	49
TRY IT! THROWING CLAY ON A WHEEL Brian Taylor.....	67

JULY 18 - 22

BEYOND PLEIN AIR Christopher Volpe.....	31
THE BRUSH & THE WHEEL Michael Kline.....	68
THE CRAFT OF FICTION Indira Ganesan.....	79
ENCAUSTIC PAINTING Dale Roberts.....	31
EXPERIMENTAL DRAWING IN THE LANDSCAPE Sharon Horvath.....	30
INTERMEDIATE WATERCOLOR Suzanne Siegel.....	30
JEWELRY I Mary Beth Rozkewicz.....	58
KIDS PRINTMAKING Vicky Tomayko.....	88
PAINTED METAL RELIEF David Boyajian.....	59
PHOTOGRAPHIC REVELATION Jennifer Moller.....	50
EXPERIMENTAL WOODBLOCK David Bligh.....	45
WOODWORKING Anna Poor.....	58
JULY 25 - 29	
CASTING MULTIPLES Jimmy Rhea.....	60
FLAMES, SMOKE & COLOR Charlie & Linda Riggs.....	68
HANDMADE BOOKS Rhoda Rosenberg.....	46
INTRO TO SILKSCREEN PRINTING Vicky Tomayko.....	46
IPHONE PHOTOGRAPHY WORKSHOP Judy Rolfe.....	51
JEWELRY II Mary Beth Rozkewicz.....	59
KIDS DRAWING & PAINTING Lisa Fox.....	88
LANDSCAPE PAINTING Donald Beal.....	32

MORE THAN A PORTRAIT Daphne Confar.....	32
PAINTING THE FIGURE WITH COLOR Brett X. Gamache.....	33
PINHOLE CAMERA Martin R. Anderson.....	50
SCREENWRITING WORKSHOP John Ives.....	80
YOU TOO CAN PLOT Kimberly McLarin.....	80

AUGUST 1 - 4

COLLAGE/ASSEMBLAGE/ PHOTOMONTAGE Anne Gilman.....	34
CREATIVE LANDSCAPE PHOTOGRAPHY John Tunney.....	51
EXPERIMENTAL WATERCOLOR TECHNIQUES Nan Rumpf.....	34
FROM THE GROUND UP Tyler Gulden.....	69
GELATIN PLATE PRINTMAKING Dorothy Cochran.....	47
GETTING YOUR WRITING OUT THERE David Unger.....	81
KIDS BEADS & JEWELRY Caitlin Nesbit Rhea.....	89
PAINTING THE INTERIOR Amy Brmger.....	33
THE PERSONAL ESSAY Ann Bernays.....	81
STONE CARVING Anna Poor.....	60
AUGUST 8 - 12	
A COLOR WORKSHOP Peter Chepus.....	35
BRONZE CASTING David Boyajian.....	61
FIGURE PAINTING Antonia Ramis Miguel.....	36
KIDS FELTING Janice Redman.....	89

AUGUST 8 - 12 CONT'D

OUTSIDE THE BOX Peter Madden.....	35
PHOTOGRAPHING STRANGERS Mary Beth Meehan.....	52
POETRY TOOLBOX Lorna Blake.....	82
STILL LIFE PAINTING Antonia Ramis Miguel.....	36
TRY IT! THROWING CLAY Caitlin Nesbit Rhea.....	70
INSPIRED TABLETOP Robbie Heidinger.....	69

AUGUST 15 - 19

A NOT SO STILL LIFE Richard Baker.....	38
KIDS: BANJO BEACH Bobaloo Basey.....	90
CERAMIC SURFACE DESIGN Washington Ledesma.....	70
EXPERIMENTAL DRAWING Daniel Heyman.....	38
FERMENTATION WORKSHOP Sandor Katz.....	90
MODELING THE FIGURE Tina Tarantal.....	62
THE PAGE WAITS Judy Huge.....	82
PAINTED PAPER COLLAGE Suzanne Siegel.....	37
PAINTERLY STILL LIFE Georganna Lenssen.....	37
WORKING WITH FOUND OBJECTS Paul Bowen.....	61

AUGUST 22 - 26

AUGUST WOODFIRE Brian Taylor.....	71
THE COLOR OF FIRE: SAGGAR FIRE WORKSHOP Judith Motzkin.....	71
DEEPER WATERS Judy Huge.....	83
GIANT PUPPET WORKSHOP Bread & Puppets.....	63
LANDSCAPE PAINTING Larry Horowitz.....	39
MEANINGFUL MONOTYPE & COLLAGE Joyce Silverstone.....	47
PAINT EXPLORATIONS WITH NATURAL DYES & PIGMENTS Patricia Miranda.....	39

AUG 29 - SEPT 2

EXPLORING DRAWING & MIXED MEDIA Vico Fabbris.....	40
FRESCO WORKSHOP Michael Biddle.....	40
LIVES INTO WORDS Robert Marshall.....	83
MIXED MEDIA WITH CYANOTYPE Liz Surbeck Biddle.....	41
PHOTOGRAPHING WHALES Jesse Mechling.....	53
PLANES, FORMS & DECORATION Sarah Heimann.....	72
2D to 3D MASTER CLASS Janet Echelman.....	62

SEPT 6 - 9

ART AS A TOOL Bernd Haussmann.....	42
HANDBUILDING & RAKU FIRING Jim Brunelle.....	72
YOUR STUDIO IN THE WORLD Mike Carroll.....	41

SEPT 12 - 16

ANATOMY OF YOUR PAINTING MASTER CLASS Joan Snyder.....	42
HANDBUILDING PAPER CLAY Rebecca Hutchinson.....	73
OPENING THE POEM Mark Doty.....	84

SEPT 19 - 25

ABSTRACTION FOR REALISTS Ken Kewley.....	43
THE PERCEPTUAL MOMENT Stuart Shils.....	43
THROWING BY THE GALLON: AMERICAN CROCKERY FORMS Guy Wolff.....	73
WEDNESDAY CLAY 1 Brian Taylor.....	75

SEPT 26 - OCT 2

THE PAINTED OBJECT: FULL TILT Emily Eveleth.....	43
--	----

OCTOBER 3 - 9

EXPERIENCE THE ART OF RAKU Lois Hirshberg.....	75
SMALL FORMAT LANDSCAPE PAINTING Kathleen Jacobs.....	44
COLUMBUS DAY WOOD FIRING Brian Taylor.....	74

OCTOBER 17 - 21

COMMUNITY DANCE PROJECT Marta Renzi.....	85
---	----

NOV - DEC

WEDNESDAY CLAY II Brian Taylor.....	75
--	----

SPRING WORKSHOPS

MARCH

WEDNESDAY CLAY II
Brian Taylor.....13

WEDNESDAY CLAY III
Brian Taylor.....13

BEE KEEPING
Kalliope Egloff.....14



APRIL

RAVIOLI
Chef Michael Ceraldi.....14

ARANCINI
Chef Michael Ceraldi.....14

SPRING INTO ENCAUSTIC
Cherie Mittenthal.....15

WRITING FROM YOUR
KITCHEN TABLE
Elspeth Hay.....15

BAKED STUFFED LOBSTER
Lorraine Piver.....15

KNIFE SKILLS
Chef Adrian Cyr.....16

MAY

INTRODUCTION TO
PHOTOSHOP
Tamara Endich.....16

INTRODUCTION TO
WEB DESIGN
Tamara Endich.....16

MAKING AN ORGANIC
"LASAGNA" GARDEN
John Hopkins & Debbie
McCulloch.....17

AQUACULTURE
WITH OYSTERS
Jason Weisman.....17

ROLL YOUR OWN SUSHI
Mac Hay.....17

ENCAUSTIC CONFERENCE & ENCAUSTIC WORKSHOPS

PRE-CONFERENCE ENCAUSTIC WORKSHOPS.....18

10TH INTERNATIONAL ENCAUSTIC CONFERENCE.....18

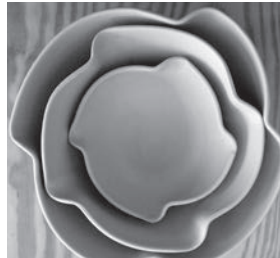
POST-CONFERENCE ENCAUSTIC WORKSHOPS.....19

WEDNESDAY CLAY

Brian Taylor

Wednesday Clay is an exciting workshop that is designed to expose students to both wheel throwing and handbuilding techniques based around pottery making. Demonstrations will vary between handbuilding and wheel throwing depending on the class dynamic and interest. Classes are held on Wednesdays from 9am - 12pm. All classes include two free open-studio days between Monday - Friday, 10am - 4pm.

Brian Taylor, utilizes a broad range of making techniques for his colorful functional pottery. He has been a resident artist, taught classes and worked for many art centers and universities across the country and is currently the Ceramics Program Manager at Castle Hill. His work is exhibited nationally and he recently co-authored the book Glaze: The Ultimate Ceramic Artist's Guide to Glaze and Color. He received his Masters of Fine Arts Degree in 2010 from Alfred University and his Bachelors of Fine Arts from Utah State University in 2006.



WED CLAY II

FEB 17, 24

MAR 2, 9, 23, 30

WED CLAY III

APRIL 6, 13, 20, 27

MAY 4, 11

WEDNESDAYS

9AM - 12PM

6 SESSIONS

\$285

SPRING

MARCH 22 - 24
1PM - 4:30PM
TUESDAY -
THURSDAY
3 SESSIONS
\$195



BASIC BEE KEEPING & YOUR CREATIVE SELF

Kalliope Egloff

In this workshop you will learn basic beekeeping; from buying bees and installation, to extraction and bottling. You'll also learn about honeybees and their history through art, myth, and legend. Honeybees have shown up on cave and temple walls, on cartouches and canvas, and are intertwined with the Mother Goddess of many religions across the globe. We will explore the nutritional benefits; art/craft opportunities; and home-and-beauty products derived from honeybee by-products (honey, wax, pollen, propolis, and such-like). You will learn how to plant a pollinator garden and how to support honeybees.

Kalliope Erin Egloff, is Vice-President of the Barnstable County Beekeepers' Association; president of HoneyPot Hives, with hives in Provincetown; Chairman of the Beekeepers' Ball 2016; the beekeeper at Cape Cod Organic Farm; and had a 4-H Beekeeping Club. Kalliope is the Co-Chair of the Mashpee Board of Health; member of Mashpee Waste Management Committee; on the board of directors for 4-H Camp Farley; and works on the Barnstable County Hazardous Materials Program.

RAVIOLI
APRIL 7
THURSDAY
5PM - 8PM
1 SESSION

ARANCINI
APRIL 14
THURSDAY
5PM - 8PM
1 SESSION
\$65 EACH

ITALIAN CUCINA

with Michael Ceraldi

RAVIOLI

In this class we will learn how to make traditional ravioli. Students will learn how to prepare the fillings and shape the pasta. The ravioli be combined with a basic tomato sauce, which can also be used for a variety of other pastas.

ARANCINI

In this class we will learn to make the traditional arancini of Italy. We will learn to make risotto in the preparation of the famously delicious arancini. Arancini are rice balls stuffed with various fillings, breaded, and fried crisp.

Chef Ceraldi has over 20 years experience in the industry, working with some of the most influential chefs in Italian cuisine in New York and in Italy including Lidia Bastianich (Felidia, N.Y.), Mario Batali (Del Posto, N.Y.) and Roy Caceres (Metamorfoosi, Rome). He's had many recipes published in magazines and cookbooks, and has appeared multiple times on *The Food Network*.



SPRING INTO ENCAUSTIC

Cherie Mittenthal

This course is designed to help participants learn about the various ways to work with hot wax. The basics of traditional encaustic painting will be presented, including an introduction to equipment and materials, and a thorough discussion of health and safety issues. Participants will learn to work with heat, discovering how it affects surface and texture, and learn how to collage and layer with wax, using its inherent translucency to create works with incredible richness and depth. We will consider graphic options from Xerox copies, inkjet prints, and charcoal drawings. If you have experience we can take it to the next level.

Cherie Mittenthal has her MFA from the State University of New York at Purchase and BFA from the Hartford Art School at the University of Hartford. She is the Executive Director of Truro Center for the Arts at Castle Hill since 2002. She serves on the board of Campus Provincetown and the Provincetown Cultural Council. She is the co-producer of the International Encaustic Conference in Provincetown with founder and director Joanne Mattera.



APRIL 14 & 15
THURSDAY
FRIDAY
10 - 4PM
2 SESSIONS
\$300

WRITING FROM YOUR KITCHEN TABLE

Elsbeth Hay

This is a workshop for writers and cooks who want to combine their two passions. We'll read essays from food writers past and present, and learn how to write from a very personal place about a very common, often shared experience. Open to writers of any level; bring 2-3 favorite recipes.

Elsbeth Hay is a cook and a writer and the creator of WCAL's Local Food Report. She's written several cooking columns for New England newspapers and magazines and tells stories online at diaryofalocavore.com.




APRIL 21
THURSDAY
5PM - 8PM
1 SESSION
\$75

BAKED STUFFED LOBSTER

Lorraine Piver

Learn how to prepare a live lobster and create a beautiful, scrumptious dinner entree. You will see and learn about the process from start to finish, and then sit down to a meal together. (Please note: not for the squeamish! Scallops will be used in the preparation.)

Lorraine Piver has been watching her Portuguese and Italian parents cook all her life. This Lobster dish was one of their specialties and she brings her passion for cooking fine food to this workshop. You may know Lorraine from previous culinary classes at Castle Hill as the assistant to the chefs.




APRIL 26
TUESDAY
5PM - 8PM
1 SESSION
\$60
+ MARKET
RATE
SEAFOOD
COSTS

SPRING

APRIL 28
THURSDAY
5PM - 7PM
1 SESSION
\$65

KNIFE SKILLS Chef Adrian Cyr

Learn the fundamentals of knife skills, the correct way to handle knives, and the proper methods of slicing, dicing, cubing and mincing. Students may bring their own knives to class if they wish, or knives will also be provided. This hands-on workshop will allow students to practice classic precision cuts as well as decorative cuts of fruits and vegetables.



Chef Adrian Cyr has been a restaurant owner and professional cooking instructor at the Cambridge School of Culinary Arts for over 25 years.

MAY 3 & 10
TUESDAYS
5PM - 8PM
2 SESSIONS
\$120

INTRODUCTION TO PHOTOSHOP Tamara Endich

This workshop will serve as a basic introduction to Adobe Photoshop, the premiere photo editing and manipulation tool. Starting with a basic introduction of the program's tools and interface, and then transition into real world design. Some projects will include selecting and isolating objects, masking, setting typography and retouching effects.



Tamara Endich is a graphic design teacher at Dennis-Yarmouth Regional High School in South Yarmouth, MA. Tamara studied Visual Design: Graphic Design & Letterform and minored in Art History and Business Administration at UMass Dartmouth. She also holds a Master of Arts in Teaching Visual Arts from Bridgewater State University and is pursuing a Master of Education in Instructional Technology.

MAY 17 & 24
TUESDAYS
5PM - 8PM
2 SESSIONS
\$120

INTRODUCTION TO WEB DESIGN Tamara Endich

In this basic web design workshop we will cover the basics of design, and image resizing and editing with Adobe Photoshop. This workshop is developed for those looking to create a professional looking web-site to display art, create a blog, or promote their business. This workshop will examine page layout, usability and color theory. .

See Tamara's Bio above.

MAKING A “LASAGNA” ORGANIC GARDEN

John Hopkins & Debbie McCulloch

This two hour course will teach you how to build a “Lasagna Garden”. Learn to turn some of your lawn into an easy garden, with no tilling root or sod bound soils. We will teach you where to find the free resources to build it, our secrets to incredibly rich soil and the methods we use to put a garden together without breaking your back. Learn to garden with half the watering of traditional methods. Learn the methods and components that will help grow vibrant, fresh, and pesticide free vegetables to put on your table. It will be a fun, hands-on course that builds a garden at the Truro Center for the Arts.

John Hopkins & Debbie McCulloch: *John is a builder and Debbie is a nurse. They live in Truro and run Pure Joy Farm with Tessa Gifford and Drake Cook. They all have an extensive knowledge in regard to organic gardening techniques. You will learn the methods necessary for self-sufficient organic gardening at any scale from a single pot to a big plot.*



MAY 26
THURSDAY
10AM - 12PM
1 SESSION
\$60

ROLL YOUR OWN: MASTERING THE ART OF SUSHI MAKING AT MAC’S FISH HOUSE PROVINCETOWN

Get a hands-on lesson on making an impressive sushi roll. We'll teach you to identify prime cuts of ultra fresh fish, cook up perfectly sticky sushi rice, pair complimentary ingredients with the fish, and properly roll up your creation. A materials fee will be due to the instructor at the first class session.

*Classes led by Chef/Owner **Mac Hay** of Mac’s Seafood who has been creating dishes for Mac’s for over 20 years, Executive Chef Jared Chianciola who has been with Mac’s for the last 4 years, and our Sushi Chef Collin Kolisko.*

MAY 3, 10, 17, 24
TUESDAYS
6PM - 8PM
4 SESSIONS
\$175
+ MATERIALS



AQUACULTURE WITH OYSTERS

Jason Weisman

Come learn about the commercial oyster industry and about an historical oyster town. We will visit the oyster flats of Wellfleet, learn to open oysters and enjoy shellfish and the environment that makes them possible.

Jason Weisman is an Oyster Farmer and lives in Wellfleet MA.



MAY 29
SUNDAY
10AM - 1PM
1 SESSION
\$60

ENCAUSTIC WORKSHOPS: PRE-CONFERENCE



MAY 31
10AM - 4PM \$220

RE-ENCHANTMENT WITH FAYUM:
CONTEMPORARY PORTRAITURE IN ENCAUSTIC
Lora Murphy

MAY 31
10AM - 4PM \$220

BEGINNING ENCAUSTIC
Deborah Winiarski

MAY 31 - JUNE 2
10AM - 4PM \$660

CARBON LAB: EXPERIMENTING WITH GRAPHITE & OTHER
CARBON BASED MATERIALS IN ENCAUSTIC - SOLD OUT
Paula Roland

JUNE 1
10AM - 4PM \$220

ALL ABOUT TEXTURE AND RELIEF
Corina Alvarezdelugo

JUNE 1 & 2
10AM - 4PM \$440

COLOR AND PAINT
Richard Frumess

JUNE 1 - 2
10AM - 4PM \$440

3D ENCAUSTIC & PAPER: A PERFECT FUSING - SOLD OUT
Catherine Nash

JUNE 1 - 2
10AM - 4PM \$440

BEYOND THE BRUSH
Fanne Fernow & Deborah Winiarski

JUNE 2
10AM - 4PM \$220

APPROACHING PAINTING: INTRO TO R&F PIGMENT STICKS,
OIL, COLD WAX AND MIXED MEDIA - SOLD OUT
Lisa Pressman

JUNE 2
10AM - 4PM \$220

CYANTOTYPE AND ENCAUSTIC
Susan Lasch Krevitt

JUNE 3 - 5
FRI - SUN
\$550
(\$600 after
March 2)

10TH INTERNATIONAL ENCAUSTIC CONFERENCE

Founder/Director Joanne Mattera & Truro Center for
the Arts at Castle Hill

Provincetown Inn, 1 Commercial Street, Provincetown

Encaustic Demonstrations, Talks, Special Presentations + more!

For all Encaustic Conference Information, Workshop
Descriptions & Faculty Bios go to: www.castlehill.org
or www.encausticconference.blogspot.com

ENCAUSTIC WORKSHOPS: POST CONFERENCE

JUNE 6 10AM - 4PM \$220	CONNECTING WITH CURATORS: MAXIMIZING OPPORTUNITIES Mary Birmingham - SOLD OUT
JUNE 6 10AM - 4PM \$220	PHOTO AND ENCAUSTIC Elena De La Ville
JUNE 6 10AM - 4PM \$220	THE FAYUM-STYLE SELFIE Nancy Natale
JUNE 6 - 7 10AM - 4PM \$440	SCREENPRINTING INTO ENCAUSTIC - SOLD OUT Jeff Hirst
JUNE 6 - 7 10AM - 4PM \$440	LIFE CASTING WITH SILICONE Kelly McGrath
JUNE 6 - 7 10AM - 4PM \$440	BATIK TOOLS AND MIXED MEDIA ENCAUSTIC PAINTING Cat Crotchett
JUNE 6 - 8 10AM - 4PM \$660	ENCAUSTIC PRINTMAKING - SOLD OUT David Clark
JUNE 7 10AM - 4PM \$220	CRITICAL FEEDBACK: YOUR NEXT STEP Dan Addington
JUNE 8 10AM - 4PM \$220	BASICS AND BEYOND! PART 1 Binnie Birstein
JUNE 7 - 8 10AM - 4PM \$440	WAX, PLATE, PRINT: MAKING ENCAUSTIC COLLAGRAPHS Dorothy Cochran
JUNE 8 10AM - 4PM \$220	CREATING A CONTEXT FOR YOUR WORK Laura Moriarty
JUNE 8 10AM - 4PM \$220	PAINTING THE FIGURE WITH UNUSUAL MATERIALS Dan Addington
JUNE 8 - 9 10AM - 4PM \$440	MEANINGFUL MIXED MEDIA Lisa Zukowski
JUNE 9 10AM - 4PM \$220	BIGGER AND BETTER! PART 2 Binnie Birstein
JUNE 9 - 10 10AM - 4PM \$440	LIGHTEN UP: PAINTING WITH ENCAUSTIC ON PAPER Rae Miller
JUNE 9 - 10 10AM - 4PM \$440	EXPLORING PATTERN AND REPETITION - SOLD OUT Lorraine Glessner
JUNE 10 10AM - 4PM \$220	THE PERFECT POUR AND EMBEDDING IMAGES Sherrie Posternak

DRAWING, PAINTING, MIXED MEDIA



The beautiful coastal landscape is the setting for the Truro Center for the Arts at Castle Hill, a place where such noted artists as Hans Hofmann, Edward Hopper, Robert Motherwell and Edwin Dickinson were inspired by the atmospheric light reflected from the sea that surrounds Cape Cod. Castle Hill offers week-long and weekend workshops in Drawing, Painting and Mixed Media that are sure to inspire one's art practice and introduce you to new friends and fellow artists.

* **Students registered for workshops with Open Studios are welcome to work from 12pm until 4pm, Monday - Thursday.** Friday is a turnaround day for upcoming classes and the painting studios are closed.

* **Material Fees may apply, please see your Materials List for details and costs.**

DRAWING, PAINTING, MIXED MEDIA WORKSHOPS

WORKING SPACE Judy Pfaff.....21	IMPERMANENT ART Zehra Khan.....25	PROCESS: MEANING & MAKING Deborah Dancy.....28
HANDS & FORMS IN NATURE Mark Adams.....22	SMALL FORMAT LANDSCAPE PAINTING Kathleen Jacobs.....25	BEGINNING & INTERMEDIATE OIL PAINTING Peter Chepus.....29
ART AS EXPLORATION OF SELF Traci Harmon-Hay.....22	EXPLORATIONS ON YUPO Virginia Zanger.....26	LANDSCAPE PAINTING Rob DuToit.....29
COLD WAX MEDIUM Carol Pelletier.....23	PAINTING TOWARDS ABSTRACTION Megan Hinton.....26	EXPERIMENTAL DRAWING IN THE LANDSCAPE Sharon Horvath.....30
COLOR RULES/ COLOR IN NATURE Nancy McCarthy.....23	PAINTING THE TRURO LANDSCAPE Larry Horowitz.....27	INTERMEDIATE WATERCOLOR Suzanne Siegel.....30
CONVERSATIONS WITH SELF THE WORK & OTHER SUBJECTIVE ENVIRONMENTS Bernd Haussmann.....24	FLOWER PATTERNS IN PAINT Gerald Simcoe.....27	BEYOND PLEIN AIR Christopher Volpe.....31
PAINTING THE STREETS Lisbeth Firmin.....24	ARTIST'S BOOK Sharon Butler.....28	ENCAUSTIC PAINTING Dale Roberts.....31
		LANDSCAPE PAINTING Donald Beal.....32

DRAWING, PAINTING, MIXED MEDIA

MORE THAN A PORTRAIT Daphne Confar.....32	PAINTED PAPER COLLAGE Suzanne Siegel.....37	MIXED MEDIA WITH CYANOTYPE Liz Surbeck Biddle.....41
PAINTING THE FIGURE WITH COLOR Brett X. Gamache.....33	PAINTERLY STILL LIFE Georganna Lenssen.....37	YOUR STUDIO IN THE WORLD Mike Carroll.....41
PAINTING THE INTERIOR Amy Brnger.....33	A NOT SO STILL LIFE Richard Baker.....38	ART AS A TOOL Bernd Haussmann.....42
COLLAGE/ASSEMBLAGE/PHOTOMONTAGE Anne Gilman.....34	EXPERIMENTAL DRAWING Daniel Heyman.....38	ANATOMY OF YOUR PAINTING MASTER CLASS Joan Snyder.....42
EXPERIMENTAL WATERCOLOR TECHNIQUES Nan Rumpf.....34	PAINTING THE TRURO LANDSCAPE Larry Horowitz.....39	ABSTRACTION FOR REALISTS Ken Kewley.....43
A COLOR WORKSHOP Peter Chepus.....35	PAINT EXPLORATIONS WITH NATURAL DYES & PIGMENTS Patricia Miranda.....39	THE PERCEPTUAL MOMENT Stuart Shils.....43
OUTSIDE THE BOX Peter Madden.....35	EXPLORING DRAWING & MIXED MEDIA Vico Fabbris.....40	THE PAINTED OBJECT: FULL TILT Emily Eveleth.....44
FIGURE PAINTING Antonia Ramis Miguel.....36	FRESCO WORKSHOP Michael Biddle.....40	SMALL FORMAT LANDSCAPE PAINTING Kathleen Jacobs.....44
STILL LIFE PAINTING Antonia Ramis Miguel.....36		

THINKING, WORKING, SPACE

Judy Pfaff

This workshop is for advanced artists. Pfaff will work one on one to offer options and strategies to expand in concept or in physical space, individual artists' work. Work will become "site specific" and so the space to which you are assigned will naturally influence your art making decisions....come with ideas and strong work ethic, anything can happen.

Judy Pfaff creates installations, sculptures, and drawings that explore the possibilities of line in space using materials that range from tree roots to steel, plastics, fiberglass, and plaster. She has exhibited internationally, and received many prestigious awards. Pfaff is a MacArthur, NEA and Guggenheim Fellow. Her work is in collections including the Albright-Knox Art Gallery, the Brooklyn Museum, the Detroit Institute of Art, the High Museum of Art, the Museum of Modern Art, the National Museum of Women in the Arts, and the Whitney Museum of American Art, New York. She is currently Professor of Art and Co-Chair of the Art Department, Bard College.



JUNE 13 - 19
MON - FRI
9AM - 12PM
(INSTRUCTION)
MON - THURS
12PM - 4PM
(OPEN STUDIO)
5 SESSIONS
\$900

JUNE 20 - 22
MON - WED
9AM - 12PM
3 SESSIONS
\$270

HANDS AND FORMS IN NATURE

Mark Adams

Legend has it that hands are challenging to draw. Rather than looking for formulas, we will extend the practice of observation in nature to include the hand. With a little anatomy and a lot of direct interaction with the things we find in the woods and shorelines of Truro, we'll scrutinize and draw hands. The class will simultaneously explore the classic approaches to drawing - contours and tonal studies, with carbon pencils, ink and brush and watercolor. We'll play with scale by placing compositions that include hands into the local landscape. The class is intended for beginners - as well as experienced artists - and favors direct looking rather than prior knowledge.



Classes will start at the Castle Hill studios and venture to nearby Truro places from the Atlantic Ocean to Cape Cod Bay, working outdoors as long as weather permits.

Mark Adams is a landscape painter (Schoolhouse Gallery, Provincetown; The Fireplace Project, Easthampton) and has been a cartographer/geographer with the National Park Service for over 15 years.

JUNE 20 - 24
MON - FRI
9AM - 12PM
5 SESSIONS
\$435

ART AS AN EXPLORATION OF SELF

Traci Harmon-Hay

Using an everyday object, such as a teabag, matchbook, fortune cookie - something that is of personal significance - you will create a 2D object using watercolor or build upon a 3D object. This utilitarian object will become the focus of a series that tells a story pertaining to your life at this moment in time. Your art will be an expression of yourself, weaving together aesthetics and your personal story. Beginners are welcome.



Traci Harmon-Hay received her BFA in illustration and painting from the Maryland Institute of Art and studied with Fritz Briggs of the Schuler School of Fine Arts in Baltimore. Represented by New York's Creative Freelancers, Harmon-Hay cofounded Studio Six, an illustration co-op. Her clients included the Washington Times, Baltimore Sun, Nation's Business Magazine, Yankee Publishing and Campbell's. She owned the Harmon Gallery in Wellfleet from 2000 until 2014, and continues to exhibit her work there along with many locally- and nationally- renowned artists. She also has exhibited her work at the Left Bank Gallery, Bromfield Gallery and the Cahoon Museum. She is a member and teacher at PAAM and Castle Hill.

COLOR RULES / COLOR IN NATURE

Nancy McCarthy

JUNE 20 - 24

MON - FRI

8:30AM - 12PM

5 SESSIONS

\$435

“Color rules”, but there are NO rules, no formulas, and no tricks. There is intention — getting color to say what you want it to say. This course will combine painting in the field with color studies done in the studio. In the spectacular environment of the lower Cape, we will simplify complex vistas into shapes of specific value and hue. In the studio we will use color studies to help us understand how color works. This workshop is meant for those who want to energize their work in any medium with better color; no painting experience is required. We will work with acrylic gouache on paper or the medium of your choice.

Nancy McCarthy is a Boston-based painter who works both abstractly and from observation. Exhibitions include a solo exhibition at Fitchburg State University. Awards include: a Residency at Inside/Out Museum, Beijing, China, St. Botolph Foundation Award, Artist's Grant, Vermont Studio Center and a Ragdale Foundation Fellowship. She has served as a mentor in MassArt's low residency MFA Program and teaches painting, drawing and color courses at Massachusetts College of Art and Design. Her work is represented by the Post Office Gallery in Truro, Mass. nancymccarthypainting.com.



WORKING WITH COLD WAX MEDIUM

Carol Pelletier

JUNE 20 - 24

MON - FRI

9AM - 12PM

5 SESSIONS

\$435

This workshop explores the various properties of cold wax used as a stand-alone medium or combined with photographs, collage on panel, ink drawings, watercolor and oil paint. Cold wax has many of the luminous properties seen in encaustic painting but is flexible for the artist on the move. Unlike heated encaustic, cold wax is used without heat and does not need to be fused. Learn to use a variety of tools to create textures and layers to create depth in your imagery. We will deal with issues of color theory and how it pertains to the development of a painting. Students are encouraged to work on a variety of surfaces: panel, watercolor/printmaking papers, photographs and canvas. Demonstrations will begin each session, and each participant will receive one-on-one feedback. This workshop is for beginning to advanced artists.

Carol Pelletier is the Chair of Fine Arts & Professor of Art at Endicott College. She has exhibited in over 50 solo and group shows nationwide, including the Attleboro Art Museum, the Becket Arts Center, the Huntington Museum of Art, Olson-Larsen Gallery, Berea College and Marietta College. She has received 3 National Endowment for the Arts Grants, a Mellon Foundation grant and is a Salzburg Fellow. Her work has been in multiple publications, including the New American Paintings and Creative Quarterly Magazines and the Bloom Literary Journal. She is represented by the Cynthia Winings Gallery in Blue Hill, Maine. www.carolpelletier.net



JUNE 27 - JULY 1

MON – FRI

9AM – 12PM

5 SESSIONS

\$435

PAINTING THE STREETS**Lisbeth Firmin**

Firmin will be taking her students out on the streets of Provincetown, instructing them in working quickly with big brushes and bold color to capture the energy of the streets. This workshop is structured for both beginners and advanced painters who want to expand their painting skills. The first day the class will meet and paint at the Provincetown Monument. Firmin will be giving a demonstration at the beginning of each class, and there will be a critique at the end of each session. The next four days students will meet at assigned locations in Provincetown.



Lisbeth Firmin is a contemporary American realist whose paintings and monotypes explore the relationship between people and their urban environment. Her urban landscapes, following in the tradition of earlier realists, depict a feeling of human solitude, of people headed somewhere undisclosed. Recent exhibitions include “Reflections”, new oil paintings, and the Hofstra University’s 50th Anniversary Exhibition, “The Lyon, the Which, and the Warhol.”

JUNE 27 - JULY 1

MON – FRI

9AM – 12PM

INSTRUCTION

MON - THURS

OPEN STUDIO

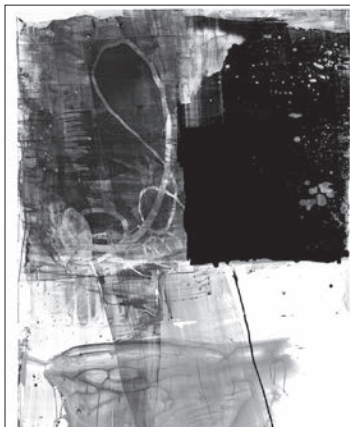
12PM - 4PM

5 SESSIONS

\$550

CONVERSATIONS WITH SELF, THE WORK AND OTHER SUBJECTIVE ENVIRONMENTS**Bernd Haussmann**

The most important endeavor for any artist is to find an authentic way to express themselves with the intent to improve one’s ability to access creative resources. In a collaborative dialogue, students will explore what they feel strongly about in order to share that concern with others through their art work. Each student will explore how to use visual imagery as a means to communicate, tapping into one’s own unique and independent voice. Artists working in all media may take this course. Please bring a smart phone or digital camera and a project and medium with which you work as an artist.



Bernd Haussmann has been working independently since 1988. Although Haussmann is mostly known for his paintings and drawings, using various media, digital imagery and short videos are an integral part of his work. Haussmann’s work has been shown nationally and internationally, at galleries, art fairs, museums and other non-profit organizations. His work is in collections here and in Germany. He is represented at the Schoolhouse Gallery in Provincetown and other galleries across in the US.

SMALL FORMAT LANDSCAPE PAINTING

Kathleen Jacobs

JUNE 27 – JULY 1

MON - FRI

9 AM – 12PM

5 SESSIONS

\$435

Working outdoors, students will investigate form, line and color to experience and record what our natural surroundings present to us. In this class students will hone their observational skills, work intuitively and learn to see and create simplified compositions from the graceful shapes and forms that exist in the beautiful landscape. Starting with thumbnail sketches, students will use these studies to help make small format paintings, no larger than 10" x 10" and painted in one sitting. An emphasis will be placed on creating a simplified sense of space, structure, and a personal interpretation - without over analysis. Beginner to Intermediate.

Kathleen Jacobs has been painting from the Cape Cod landscape for over sixteen years. She received her BFA in Painting/Art History from UMass. She was awarded an Art Fund Scholarship to attend the La Napoule Art Foundation in France. She earned her MFA in Painting/ Visual Arts from the Lesley University College of Art and Design.



IMPERMANENT ART

Zehra Khan

JUNE 27 - JULY 1

MON - FRI

1PM - 4PM

5 SESSIONS

\$435

This workshop is about creating drawings and multi-media art and placing them in real and invented backgrounds. Like a drawing in sand captured through photography, we will look for opportunities for art to interact with real environments. This will be multi-media with an emphasis on experimenting and playing with various techniques. We will use photography to capture the impermanent art we make each class. Bring a camera or camera phone you are comfortable using.

Zehra Khan is a multi-disciplinary artist working in drawing, sculpture, installation, photography and film. She received a BS from Skidmore College and an MFA from the Mass College of Art & Design at the Fine Arts Work Center. She exhibits widely, and has led many workshops. Zehra attended art residencies at Yaddo, the VSC, and the Contemporary Artists Center. In 2012 she received the Mass Cultural Council fellowship in Drawing, and is a participant of the NYC Drawing Center Viewing Program and the deCordova Museum Corporate Lending Program. www.zehrakhan.com



JULY 5 - 8

TUES - FRI

9AM TO 12:30PM

4 SESSIONS

\$435

PAINTING TOWARDS ABSTRACTION

Megan Hinton

This intensive painting workshop is for painters who would like to explore the possibilities of opening up their work to abstraction; whether by maintaining a sense of realism or moving into non-objectivity. The focus will be on the use of reference material - sketches, photographs imagination - to explore painterly, lyrical, and, dynamic non-conventional approaches to painting. We will challenge the way you see to reconstruct your approach to painting. Ideas about the process of painting as subject will be explored. Group discussion and individual critique included. Participants may work in any type of water or oil based paint on canvas, panel, or paper.



Megan Hinton's paintings and works on paper have been exhibited throughout North America. She holds degrees from Ohio Wesleyan University, The School of the Museum of Fine Arts, and New York Univ. Residencies include Women's Studio Workshop, Vermont Studio Center, Nantucket Island School of Design, and Les Amis De La Grande Vigne, France. The recipient

of two MA Cultural Council grants for exhibitions held in Wellfleet, Megan's paintings appeared in a feature article in Provincetown Arts Magazine in 2014. Her work is included in the permanent collections of The Cape Cod Museum of Art, Provincetown Art Association and Museum, and Artists Association of Nantucket. Megan is an avid traveler and admirer of the ocean, both of which inform her work; she lives in Wellfleet.

JULY 5 - 8

TUES - FRI

9AM - 12:30PM


4 SESSIONS

\$435

EXPLORATIONS ON YUPO

Ginny Zanger

Yupo is a synthetic paper with a silky plastic surface that doesn't absorb paint or ink, but allows it to flow, swirl and bleed; creating unique effects once the water evaporates. The medium, rather than the painter's hand, guides the work, and we learn to follow where it leads us. Participants will experiment with a variety of tools to apply paint, including brayers, eye-droppers, and sprayers, and will be challenged to create a painting without brushes. We will explore a variety of removal techniques used in monoprinting, discovering the patterns created by applying textured materials such as sponges, lace, and corrugated cardboard to both dry and wet paint. A spirit of experimentation is essential.



Ginny Zanger is an award-winning watercolorist and print-maker who fell under the spell of Yupo five years ago. She exhibits her work widely throughout Massachusetts, and is represented by the Copley Society on Newbury Street in Boston and at the Cove Gallery in Wellfleet. She has been awarded residencies twice at the Vermont Studio Center. She holds degrees from Harvard and Boston University, and has studied at Mass College of Art, the Boston Museum School, the Art Students League, and Truro Center for the Arts (since 1988!).

PAINTING THE TRURO LANDSCAPE**Larry Horowitz**

JULY 5 - 8

TUES - FRI

9AM - 12:30PM

4 SESSIONS

\$435

Art is a journey of self discovery. This plein air painting class will strive to bring out each student's unique abilities and, therefore, will be moving along at different levels. The class will focus on composition, drawing, tonal relationships and the history of art, as well as feature teacher demonstrations. Oil is the preferred teaching medium although the watercolors, acrylics or pastels are acceptable. No experience is necessary.

Larry Horowitz is an American landscape painter showing in galleries across the US and Canada. He has a BFA from SUNY Purchase, and apprenticed with Wolf Kahn. Horowitz has a bi-coastal show at the Franklin Bowles Galleries in NY and SF. His work is in many major corporate and private collections. He has participated in the Arts-In-Embassies program in Finland and Russia. Through his art, Horowitz strives to depict America's vanishing landscape. larryhorowitzart.com

**FLOWER PATTERNS IN PAINT****Gerald Simcoe**

JULY 11 - 15

MON - FRI

9AM - 12PM

5 SESSIONS

\$435



Learn the fundamentals of painting flowers from life using various techniques and media including botanical illustration, flowers in the landscape, and floral still life arrangements. Artists will have the opportunity to visit a local garden for a session outdoors, contending with the elements and atmospheric conditions specific to Cape Cod.

Gerald Simcoe has been painting and gardening for forty two years. He has gardened in New York City and Ambassador Annenberg's estate in Wynnwood, PA and has

studied painting at The Art Students' League of NY. He is a member of Castle Hill, PAAM and the Salmagundi Club, NY. See more at www.geraldsimcoe.com

Ella Jackson Chair 2016: SHARON BUTLER

ARTIST'S BOOK

In this workshop you will learn how to make digital files from your artwork, prepare the files for printing, and send the PDFs to on-demand publishers— everything you need to know to make a professionally printed and bound Artist's Book. Make your images in any media that you wish, photograph them, then assemble your book of original images using Photoshop and InDesign. We will discuss writing strategies, organize the layout, and send the final digital files for printing. Your beautiful books will arrive in the mail ten days later.

A painter and arts writer, **Sharon Butler** is widely known as the publisher of the award-winning art blog "Two Coats of Paint." She is affiliated with the MFA programs at the Pennsylvania Academy of Fine Art and the University of Connecticut and has exhibited her work in numerous NYC galleries and universities. In January 2016, *Theodore: Art* in Brooklyn, NY, is hosting a solo show of her work.



JULY 11 - 15
MON - FRI
1PM - 4PM
5 SESSIONS
\$435

JULY 11 - 15
MON - FRI
9AM - 12PM

(INSTRUCTION)
MON - THURS
12PM - 4PM
(OPEN STUDIO)
5 SESSIONS
\$550

PROCESS: MEANING AND MAKING Deborah Dancy

This is a mixed media painting/drawing workshop that encourages process as a strategy toward discovering personal and conceptual iconography and meaning. Using a range and variety of tools, materials, and references, individuals will examine how chance and accident can inform content through representation, invention or abstraction.



Deborah Dancy teaches at the University of Connecticut. She has received numerous awards and honors including a Guggenheim Fellowship and New England Foundation for the Arts/NEA Individual Artist Grant. Her work is collected by The Boston Museum of Fine Art, The Birmingham Museum of Art, The Baltimore Museum of Art, The Montgomery Museum of Art, The Hunter Museum of Art, Vanderbilt University, Grinnell College, Oberlin College Museum of Art, Davidson Art Center, The Detroit Museum of Art, General Electric Company, and the US Embassy in Cameroon.

LANDSCAPE PAINTING

Rob DuToit

JULY 11- 15
MON – FRI
9AM – 12PM
5 SESSIONS
\$435

Landscape painting goes back thousands of years. What inspired people to paint animals on cave walls still inspires us to depict a natural world. How can we convey the color of the earth, the strength of trees, against the spaciousness of sky? We will focus on a different aspect each day: proportion, light, tonal value and color. We work on short quick studies and longer more involved pictures. Emphasis will be on composing with light and color freely, allowing felt sensations to be simply stated. There will be a short lecture each day on a master and what we can learn our own way, with brush in hand, outdoors.

Robert DuToit received a BFA from the University of New Hampshire and an MFA from Parsons School of Design and has studied in France and Italy. An active Cape Artist since the 1980's, he has been involved in numerous solo and group shows in Boston, New York and the Outer Cape. He shows at the Berta Walker Gallery in Provincetown. His recent work consists of elemental landscapes of various motifs as well as small direct figure compositions.



BEGINNING & INTERMEDIATE OIL PAINTING

Peter Chepus

JULY 11 - 15
MON – FRI
9AM – 12PM
5 SESSIONS
\$435

This is a workshop for beginner and intermediate painters who would like to learn or review the basics of oil painting. We'll start by exploring the materials available and how to use them properly. Then we'll study subjects like composition, value, color, techniques; how to paint from life and from photographs; and how to begin and finish a painting. Each day, after a short lecture, the students will create a new painting applying what was learned. The small size of the class allows for plenty of individual attention.

Peter Chepus studied art at New York University, the Cape Cod School of Arts, and at the Armory Art Center in Florida. For the past fourteen years he has been conducting painting workshops in Florida and in Cape Cod. He is a native of Cuba and has been painting professionally for the past 28 years. His solo exhibits include the Palm Beach Hibbel Museum of Art, Palm Beach Council on the Arts, and the Truro Public Library. www.chepus.com



JULY 18 – 22
 MON – FRI
 9AM – 12PM
 5 SESSIONS
 \$435

INTERMEDIATE WATERCOLOR

Suzanne Siegel

This lively and stimulating workshop is geared for those with some experience with watercolor or other mediums. In this workshop we will explore transparent layering, mingled washes, and a myriad of traditional and non-traditional ways to use the lovely, fluid medium of watercolor. Students can explore abstract or representational ideas, or both, on a variety of papers. There will be attention to the interaction of color; composition, value, and some mixed media ideas with graphite, gouache, and ink. Students will be encouraged to experiment with less traditional approaches to watercolor; watercolor is one of the most versatile and portable mediums. Whether you want use watercolor exclusively, or as a tool for studies in another medium, this energizing workshop will definitely get your creative juices up and running!




Suzanne Siegel's studio is in Guilford, CT. She is currently represented by Cove Gallery in Wellfleet, MA, Cape Gallery Framers in Falmouth, MA, Archipelago - The Island Institute in Rockland, Maine, and Wall Street Gallery in Madison, CT. She teaches workshops and private classes throughout the Northeast, and is also available for individual art mentoring.

JULY 18 - 22
 MON – FRI
 9AM – 12PM
 (INSTRUCTION)
 MON - THURS
 12PM – 4PM
 (OPEN STUDIO)
 5 SESSIONS
 \$550

EXPERIMENTAL DRAWING IN THE LANDSCAPE

Sharon Horvath

Have you ever been told to “loosen up”, without any guidance? Would you like to change some old habits or become less judgmental of your artistic efforts? In this class, the goal is to improve your drawing capability through a series of steps that alternate between landscape drawing from observation and a set of experimental drawing procedures. We will discuss your work, but class time will be predominantly drawing time. You'll discover how working in a guided experimental fashion can open up your mind, hands and eyes to new possibilities. This course is suited to the secretly adventurous student at any level, beginning through advanced.



Sharon Horvath received her BFA from Cooper Union and her MFA from Tyler School of Art. She is Associate Professor of Art at Purchase College, SUNY. Horvath has been the subject of numerous exhibitions here and abroad. Amongst her awards and grants are a Fulbright and two Pollock-Krasner Foundation Grants. She is represented by Lori Bookstein Fine Art in NYC, The Drawing Room in East Hampton, NY and the Schoolhouse Gallery in Provincetown.

BEYOND PLEIN-AIR: INTERMEDIATE LEVEL**Christopher Volpe**

Painting is a call to enhance perception and visualize felt ideas, to fuse sensation, imagination, and abstract design in compelling work. We will work to go beyond imitation of nature and explore the expressive use of design, color, and paint. Our goal is to develop exercises, processes, and disciplines that will align your creative process with your subjective response to nature and infuse your work with poetry and feeling. We'll spend three days sketching outdoors and two days painting larger work in the studio. Our "big" paintings (24" x 36" or larger) will be inspired by memories and material gathered and refined over the previous days. This is a chance to try some bold, adventurous painting and to open new avenues for original work. This class functions well for a wide variety of skill levels, but some previous plein air painting experience may be helpful.

Christopher Volpe approaches painting with a sense of the poetic, having earned a graduate degree in the writing of poetry from the University of New Hampshire. He turned to painting in 2007 for its potential to express deeply embedded individual and universal experiences of reality. He lives in New Hampshire and teaches plein air and studio painting on the Maine coast and at his studio in Lowell, Massachusetts. www.christophervolpe.com



JULY 18 - 22

MON - FRI

9AM - 12PM

(INSTRUCTION)

12PM - 4PM

(OPEN STUDIO)

+ TUESDAY EVE

6:30 - 8:30 PM

\$550

ENCAUSTIC, INDIRECT METAPHORS OF LIFE**Dale Roberts**

This workshop will emphasize an intuitive, indirect response to the practice of encaustic painting, with creative methods applied in a deliberate planned approach. This practice allows for an incredible range of innovative directions as we investigate any number of subjects, themes and interests. Work may be carried out from life, references, memory or any combination you choose. We will focus on the physical characteristics of encaustic and help each participant develop an understanding of how to incorporate the qualities of the medium in their work. I'm enthralled by the beauty, possibility and unexpected challenges that await each time I warm the paint and prepare to enter in. I look forward to sharing that excitement with every participant.

Dale O. Roberts is a painter primarily working in encaustic for over 30 years, with a significant portion of work done in gouache, graphite & a variety of other techniques. He explores the painterly possibilities of representation, specifically urban landscapes, still life and rural landscapes. He graduated cum laude with a BFA degree in painting & drawing from Tyler School of Art. With many solo shows at the Rosenfeld Gallery in Philadelphia, he is also represented by Blue Heron in Wellfleet, Marshall LaKae Gallery in Scottsdale, and the 1261 Gallery in Denver. He has paintings in public & private collections including Rutgers University Museum & Community College of Philadelphia Museum. Future representation in Philadelphia at Gross McCleaf Gallery. www.dalerobertsencaustic.com



JULY 18 - 22

MON - FRI

1PM - 4PM

5 SESSIONS

\$435

+ MATERIALS FEE

JULY 25 - 29
MON – FRI
9AM – 12PM
5 SESSIONS
\$465

MORE THAN A PORTRAIT

Daphne Confar

This workshop is designed to push beyond a typical “nice” portrait and work towards making a portrait painting that has psychological impact. We will also explore painting the figure within a setting, and discuss how to evoke emotion and mood. Using a model, we will first create a semi detailed charcoal drawing to determine the “feel” of the painting. We will start with a tonal under painting to establish the differing values, push the lights and darks within the composition, and create a monochromatic version of the finished product. We will finish the painting by using a limited palette of oil color to glaze over the under-painting. There will be individual attention and direction throughout the workshop. All levels are welcome.



Daphne Confar received her BFA from the Art Institute of Southern California and her MFA from Boston University. Residing in Milton, MA, she has enjoyed coming to the Cape for the last 15 years for her summer show at the William Scott Gallery in Provincetown. Daphne’s work is collected by many individuals and institutions; recently her work has been acquired by the PAAM. Daphne has exhibited her work coast-to-coast in the US and abroad, and was recently a fellow at the Ballinglen Arts Foundation in Ireland. Her work has been reviewed favorably by the Boston Globe, LA Times, American Art Collector, Art in America, and the Provincetown Banner. www.daphneconfar.blogspot.com

JULY 25 - 29
MON – FRI
9AM – 12PM
5 SESSIONS
\$435

LANDSCAPE PAINTING

Don Beal

This class will meet outdoors at pre-arranged sites nearby in Provincetown and Wellfleet. Participants should come prepared to work in all weather conditions, except rain, and should consider equipping themselves with hats, bug repellent, sunscreen, and umbrellas. A new painting will be done each day. Recommended canvas size is from 9”x12” up to 16”x20.” Gessoed Masonite, heavy weight paper, canvas or panel are suitable painting surfaces. Oil paint is the preferred medium - acrylics can be used.



Don Beal studied painting at the Swain School of Design in New Bedford, Massachusetts, Brooklyn College in Brooklyn, New York, and received an MFA from Parsons School of Design in 1983. Beal has been a Professor of Fine Arts at the University of Massachusetts in North Dartmouth since 1999. In 1985 he moved to Provincetown where he married photographer Kristine Hopkins.

PAINTING THE FIGURE WITH COLOR

Brett X. Gamache

JULY 25 - 29


MON - FRI

1PM - 4PM

5 SESSIONS

\$465

This workshop focuses on simplification of the human figure from direct observation, both in terms of color and form. Topics covered include value and temperature studies, demystifying skin tones through color mixing exercises, and, basic anatomy, along with how to capture light and build form. Historical and contemporary figure paintings will be presented, and live demonstrations will be provided. We will work directly from the nude model each day. A variety of standing, seated and reclining poses will be covered throughout the week. Some painting experience is recommended. Oil painting is the preferred medium.



Brett X. Gamache received his BFA in Painting from Mass Art and his MFA in Painting from the University of New Hampshire. He is a Fulbright Grant recipient, has attended Vermont Studio Center and the Virginia Center for the Creative Arts artist residencies. Brett teaches painting at the Cambridge Studio Center and at Montserrat College of Art. He has taught at UNH and for the UNH-in-Italy program. He shows at the George Marshall Store Gallery in York, Maine. www.brettgamache.com

PAINTING THE INTERIOR

Amy Brnger

AUG 1 - 4

MON - THURS

9AM - 12:30PM

4 SESSIONS

\$435

Painting the interior is exciting as it can include so many aspects of the natural and constructed world: architecture, still life, landscape, the human form. Views can be quietly personal to grand and formal. In this workshop, participants will examine interior spaces and create images reflective of personality and environment. The workshop will begin with making drawings and loosely painted images and progress to interiors made over several sessions.

Amy Brnger is an artist and living and working in Portsmouth, NH since 1987. She makes images reflecting the natural world and home, including gardens, landscapes and flowers. She shows in Maine, New Hampshire, and at the Left Bank Gallery in Wellfleet and Orleans. When not making art, she teaches painting classes and designs cards, prints, and calendars.




AUG 1 – 4
MON – THURS
9AM – 12:30PM
4 SESSIONS
\$435

COLLAGE / ASSEMBLAGE / PHOTOMONTAGE

Anne Gilman

In this class you will work on both individualized projects and collaborative experiments. We will look at contemporary works of art that open the possibilities of exploration through use of a variety of materials. The works range from small intimate pieces, to larger 2D and 3D pieces. Bring an assortment of materials: scraps of fabric, papers, photographs, xeroxes, old works you want to recycle or reconfigure, colored tapes, staples, newspapers, books, or any other materials that you find interesting. Technical information on paper and adhesives will be discussed. We will explore conceptual, thematic and process-oriented approaches to developing a series of inter-related works that mix planning and spontaneity!



Anne Gilman is a Brooklyn-based artist working in varying formats including large-scale drawings, prints, and multi-panel projects. She has received fellowships from the Edward Albee Foundation and The MacDowell Colony and has had her work featured in Bomb Magazine, Guernica Magazine, Publishing Perspectives, Prattfolio, and the Spanish-language magazine, Literal. Gilman is an Adjunct Professor of Fine Arts at the Pratt Institute. Her work has been included in numerous exhibitions throughout the United States, Latin America, and Europe, most recently in a solo show at Instituto Cervantes in NY. www.annegilman.com

AUG 1 – 4
MON – THURS
9AM – 12:30PM
4 SESSIONS
\$435

EXPERIMENTAL WATERCOLOR TECHNIQUES

Nan Rumpf

A different technique will be explored each day. Experienced painters can enrich their repertoire of techniques and those new to watercolor will enjoy developing their basic watercolor skills in a low stress supportive environment. Nan will provide demos, handouts, personalized feedback, and any specialty tools and materials.

Techniques include:

- Melted Beeswax Drip Resist (the personality of line)
- Progressive Spatter (optical color mixing and value development)
- Crinkled Paper Technique (painting on Masa paper)
- Watercolor and Ink Imaginings (finding form in watercolor accidents)

All of these techniques employ watercolor washes and glazes in their development.



Nan Rumpf studied with Charles Reid, Miles Batt, and Cheng Khee Chee. She has exhibited at the Danforth Museum, Attleboro Arts Museum, Duxbury Art Complex Museum, and was awarded in the NEWS Shows in Cotuit and Chatham. She was a visiting artist at Framingham State and Medfield HS. She teaches at the Danforth Museum School & is an artist member of the Rhode Island Watercolor Society and a signature member of the New England Watercolor Society.

A COLOR WORKSHOP

Peter Chepus

AUG 8 – 12

MON – FRI

9AM – 12PM

5 SESSIONS

\$435

One of the most important factors in a successful painting is the use of color. The purpose of this workshop is to help students develop their own eye for color by learning how to see, choose, mix, and apply colors. We will explore basic terms and concepts like hue, value, intensity, and color temperature. We will study why some colors seem to advance while others seem to recede into the painting; the intrinsic qualities of primary, secondary and complementary colors; and how to use the color wheel. Students will create a new painting every day and there will be plenty of time for individual attention. Participants are encouraged to use the painting media of their own choice. Beginners and intermediate students are welcome.

Peter Chepus studied art at New York University, the Cape Cod School of Arts, and the Armory Art Center in Florida. For the past 14 years he has been conducting painting workshops in Florida and in Cape Cod. He is a native of Cuba and has been painting professionally for the past 28 years. His solo exhibits include the Palm Beach Hibbel Museum of Art, Palm Beach Council on the Arts, and the Truro Public Library. www.chepus.com.



OUTSIDE THE BOX

Peter Madden

AUG 8 – 12

MON – FRI


1PM – 4PM

5 SESSIONS

\$435

A box can be used as storage - or to categorize, preserve, collect, exhibit or even hide. In this week-long, hands-on studio class we'll explore the tradition of art in boxes as mastered by Joseph Cornell in the 1940s. Working in found boxes or boxes we construct, we'll create intimate environments, display cases, shrines, portraits, time capsules or...? Studio time will be supplemented with demonstrations of techniques for altering materials with wax, stains, gilding, etching; printing photographs or text on a variety of surfaces: as well as some simple techniques for working with metal. No previous experience or unusual tools or materials necessary, just enthusiasm and a bunch of stuff to experiment and play with!

Peter Madden is an artist and educator. His work is in the permanent collections of Harvard's Houghton Library, Boston's Museum of Fine Arts, The Addison Gallery of American Art and Bowdoin College as well as hundreds of private collections. He has taught and lectured at Brandeis University, Harvard University, Wellesley College, The Center for Book Arts in New York and San Francisco, Massachusetts College of Art and Brigham Young University to name a few. He recently retired from Boston's School of the Museum of Fine Arts after more than two decades.



AUG 8 – 12
 MON – FRI
 9AM – 12PM
 5 SESSIONS
 \$465

FIGURE PAINTING CLASS

Antonia Ramis Miguel

This class will focus on figure painting methods. The instructor will work with you, individually and as a group, as all levels are welcome to develop studio skills. For beginners, we'll use a more traditional and academic approach to create a stronger foundation and start analyzing ways to apply paint to get interesting effects. For more advanced participants, we'll experiment with and explore the possibilities of figure expression.

We'll paint and draw from direct observation of a live model. There will be a demonstration from the instructor and a group critique at the end of the week.



Antonia Ramis Miguel was trained in Europe and has been painting for more than 30 years, and teaching drawing and painting for over 20 years. She has a passion for teaching and helping each student to find their individual approach and path to painting. Her work has been shown in her native Spain, Vienna, Washington, D.C. Massachusetts and London. You can view her work at www.antoniamiguel.com

AUG 8 – 12
 MON – FRI
 1PM – 4PM
 5 SESSIONS
 \$435

STILL LIFE PAINTING CLASS

Antonia Ramis Miguel

In this class students will develop the skills to represent observed subjects from still life setups. The instructor will work with you individually and as a group - all levels welcome. For beginners, the goal is to create a realistic image, covering the basics of drawing such as proportions, construction and perspective. We will be working in a more traditional and academic way. For more advanced participants, we'll experiment with and explore the possibilities of using a more abstract approach to still life. Students will divide their time between drawing and painting. There will be a demonstration from the instructor and a group critique at the end of the week.



Antonia Ramis Miguel see bio above.


PAINTED PAPER COLLAGE WORKSHOP: ENERGIZE YOUR WORK WITH NEW IDEAS

Suzanne Siegel

AUG 15 – 19
MON – FRI
9AM – 12PM
5 SESSIONS
\$435

This workshop will focus on color attributes and relationships and elements of composition, especially shape, color, and texture. Collage is a playful process and can lead to original and expressive ideas. Paper collage is a wonderful way to re-think design and color, to generate new ideas, to experiment and take risks within a small format, and to produce quick studies for larger works.

We will look at the work of several well-known collage artists in a slide presentation. There will be demonstrations of each step of the process. This workshop is suitable for artists who work in any medium, abstract to realism. We will be making small collages with hand-painted papers using acrylic gouache, matte acrylics, and watercolor. This is a perfect workshop for anyone who wants to explore new compositional and color ideas. There will be group critiques and discussions.



Suzanne Siegel's studio is in Guilford, CT. She is currently represented by Cove Gallery in Wellfleet, MA, Cape Gallery Framers in Falmouth, MA, Archipelago - The Island Institute in Rockland, Maine, and Wall Street Gallery in Madison, CT. She teaches workshops and private classes throughout the Northeast, and is also available for individual art mentoring.

THE PAINTERLY STILL LIFE: AN EXPLORATION

Georganna Lenssen

AUG 15 – 19
MON - FRI
1PM – 4PM
5 SESSIONS
\$435

We will explore the still life as a point of departure and rather than simply responding, recording or representing that which is before them, students will be encouraged to ask themselves, and begin to understand, what their connection to a subject is, and what it's essence is. Students will be challenged to be more expressive, bold and spontaneous, and to develop a visual vocabulary that best expresses their unique and individual observations. In the marriage of "interpretation" and "expression" students will learn a more contemporary and liberating method of painting. Both individual & group critiques will be included. All levels welcome, although some (no matter how little) oil painting experience preferred.

Born in Seoul, Korea, Georganna Lenssen graduated from Pennsylvania Academy of the Fine Arts. Awards include the Roy Lance Lauffer Memorial Prize, the Elizabeth Arramark scholarship, and the Wildlife Purchase Prize. Asian art has strongly influenced her work, with its deep reverence for nature and the vitality of its use of brush & ink. She incorporates these qualities, of gesture and movement, as they express the essence and vitality of her subjects. Lenssen teaches classes at the Wayne Art Center and Historic Yellow Springs Studios, as well as privately from her studio in Chester Springs, PA. She is represented by galleries including Red Raven Art Company in Lancaster, PA and West Branch Gallery in Stowe, VT.



DRAWING, PAINTING, MIXED MEDIA

AUG 15 – 19

MON - FRI

1PM – 4PM

5 SESSIONS

\$465

+ MATERIAL FEE

\$20.00

EXPERIMENTAL DRAWING IN INK & WATER-BASED MEDIA

Daniel Heyman

Sometimes the best way to learn is to throw caution to the wind and pursue some crazy idea that just popped into your head. In this class students will work in both the studio and in the landscape itself, drawing inspiration from observation and combining it with movement, feelings and ideas not easily illustrated but often felt. Students

will be encouraged to use unconventional materials of their own choosing such as blue painter's tape, twigs, earth, stones, and cut up paper and cloth. Why not cut that old shirt up into strips and combine it with branches and make a "drawing" that really gets at that feeling of anger or calm? If you are looking for a class that asks you to creatively attack art making, then this is the class for you. No experience necessary.



Daniel Heyman a printmaker and painter, is a recipient of Guggenheim and Pew Fellowships. His work is in over 25 public collections including the Getty Research Institute; Hood Museum of Art; Library of Congress; New York Public Library; Philadelphia Museum of Art. His nationally touring show of portraits of Iraqi torture victims from Abu Ghraib Prison have been exhibited in 9 states and his work has been exhibited in major national museums. He teaches at RISD, Princeton University and the Pennsylvania Academy of Art. After spending over two decades in Philadelphia, he recently moved to rural Rhode Island. Daniel Heyman is represented by Cade Tompkins Projects, <http://www.cadetompkins.com/artists/daniel-heyman/>

AUG 15 – 19

MON – FRI

1PM – 4PM

5 SESSIONS

\$435

A NOT SO STILL LIFE

Richard Baker

Bottles, fruit, fish, books, shells, musical instruments, flowers – these are a few of the many objects customarily brought to mind when "still life" is mentioned. Through various exercises, using both familiar and unconventional forms, this workshop will experiment with alternate still life concerns, procedures, and compositions. Construction of hybrid objects and collages as still life subject matter; creating compositions which subvert the genre's customary relationship to gravity; seeking unusual points of view; and, if there is collective interest, introducing the figure, are a few of many possible ways we might playfully think beyond the tabletop.



Richard Baker attended the Maryland Institute, College of Art and the School of the Museum of Fine Arts, Boston. He has shown in nationally, received awards from the NY Foundation for the Arts, the New England Foundation for the Arts and the Pollock-Krasner Foundation. He has taught painting at the University of Iowa, Boston University, Fine Arts Work Center, Rhode Island School of Design, and the School of Visual Arts in NY. He currently teaches at the Mason Gross School of the Arts, Rutgers University. He is represented by the Tibor de Nagy Gallery in New York and the Albert Merola Gallery in Provincetown.

PAINTING THE TRURO LANDSCAPE

Larry Horowitz

AUG 22 – 26

MON – FRI

9AM – 12PM

5 SESSIONS

\$435

Art is a journey of self discovery. This plein air painting class will strive to bring out each student's unique abilities, and therefore will be moving along at different levels. The class will focus on composition, drawing, tonal relationships and the history of art, as well as feature teacher demonstrations. Oil is the preferred teaching medium although the use of watercolors, acrylics or pastels are acceptable. No experience is necessary.

Larry Horowitz is an American landscape painter showing in galleries across the US and Canada. He has a BFA from SUNY Purchase, and apprenticed with Wolf Kahn. Horowitz has a bi-coastal show at the Franklin Bowles Galleries in NY and SF. His work is in many major corporate and private collections. He has participated in the Arts-In-Embassies program in Finland and Russia. Through his art, Horowitz strives to depict America's vanishing landscape. larryhorowitzart.com



PAINT EXPLORATIONS WITH NATURAL DYES AND PIGMENTS

Patricia Miranda

AUG 22 – 26

MON – FRI

9AM – 12PM

5 SESSIONS

\$435

This is an immersive and exploratory workshop in which we will be creating paints from natural dyes and pigments including minerals, bugs, and flowers and employing a variety of water-based paint binders, grounds, and techniques. We will explore both creation and use of a variety of natural colors, such as malachite, cochineal, purple iris flowers, buckthorn berries, indigo, and oak gall with a focus on their uses in painting. Supports include a range of hand- and machine-made papers, panel, fabric, and canvas as well as water-based binders as gum arabic, rabbit skin glue, PVA, egg white and egg yolk tempera.

Patricia Miranda is an artist, educator, and curator, and founder of MAPSpace in Port Chester, NY. She has been Visiting Artist at Vermont Studio Center, Heckscher Museum, University of Utah; and been awarded residencies at Weir Farm, Julio Valdez Studio, Vermont Studio Center. Miranda teaches at LACFA of University of New Haven, and has exhibited at Wave Hill, Bronx, NY; Cape Museum of Fine Art; Belvedere Museum, Austria; Metaphor Contemporary Art, Brooklyn, NY. www.patriciamiranda.com.



DRAWING, PAINTING, MIXED MEDIA

AUG 29 – SEPT 2

MON – FRI

9AM – 12PM

5 SESSIONS

\$435

EXPLORING DRAWING AND MIXED MEDIA

Vico Fabbris

All of the fundamental principles and elements of drawing are introduced in guided exercises. The workshop concentrates on traditional and experimental techniques of object drawing using a variety of media and techniques. Various media and processes used include pencil and charcoal, colored pencils, pastels, oil pastels, image-transfer, and collage.

We will experiment with combinations of media and techniques that can be used to create works of art that appear complex, yet easy to produce. The workshop focuses on “how to see” and the major skills dealing with drawing, materials, and techniques. This course is appropriate for beginners as well as more advanced students.



Vico Fabbris received a MFA in painting from Accademia di Belle Arti, Florence. Among his accomplishments: twice recipient Mass Cultural Grant in painting; Artist in Residence at Studios Key West; selected for New American Painting; twice finalist Blanche Coleman Award; commissioned by Muka Print Project, New Zealand. Vico is represented by Gurari Collections, Boston; Rice Polak Gallery, Provincetown and Graficas Gallery, Nantucket. He's Senior Lecturer at New England School of Art & Design/Suffolk University, Boston where Vico enjoys teaching drawing and painting when not spending time in Florence and Provincetown.

AUG 29 – SEPT 2

MON – FRI

9AM – 12PM

5 SESSIONS

\$435

FRESCO

Michael Biddle

The ancient medium of fresco is much more versatile and forgiving than most people suspect. Far from a primitive art form or one limited to heroic wall paintings with exacting rules and procedures, fresco can be applied to almost any surface; from small wood or cement board panels, to ceramic tiles or even burlap and paper mache! The sensitivity and beauty of the surface is enhanced by a wide array of textural and color possibilities. In addition, fresco's use as a sculptural medium opens a broad variety of creative potential.

This course will stress the accessibility and straightforwardness of the procedure: participants will learn the preparation of lime and mortar, types of support, and application of color. No special tools or equipment are necessary.



Michael Biddle studied fresco at Skowhegan in 1961 and taught it there. He taught the first fresco course at Castle Hill in 1975. Michael is a practicing artist who has exhibited in New York and regionally. He taught in the Fine Arts Department of the Fashion Institute of Technology from 1971 until 2005, and was Chair of that department from 2003-2005.

MIXED MEDIA WITH CYANOTYPE (SUN PRINT)

Liz Surbeck Biddle

Participants will start with the process of making a cyanotype, which is a beautiful Prussian blue color. We will work on paper using a light sensitive emulsion brushed onto paper, then exposing the paper to the sun. To make an image and before exposure, many objects can be brought in such as buttons, wire, tools of all sorts, ferns, feathers, photographic negatives etc and many other suggestions will be discussed. Then we will continue adding to the prints using stencils, acrylic paint, 3-D pieces, and many other bits of objects or paper clippings and other techniques can be added. Work can also be cut up rearranged and re glued. Toners will be discussed as well.

Liz Surbeck Biddle is a longtime summer resident of Truro. She works on paper with the cyanotype process, and with silk screen and stencils, and is also a ceramic sculptor and tile artist. She holds a MFA from Tyler School of Art in painting and printmaking and has taught at Greenwich House Pottery, The Clay Art Center and Manhattanville College. Liz received a residency in Tokoname Japan and a MTA Arts for transit grant. Her work is represented by the A.I.R. Gallery in Brooklyn, NY.



AUG 29 – SEPT 2
MON – FRI
9AM – 12PM
5 SESSIONS
\$435

YOUR STUDIO IN THE WORLD

Mike Carroll

A discussion and workshop for artists to examine your studio, practice, and work as you see it and to determine how the work meets the world. Are you getting your point across? Are your viewers seeing what you would like them to see? What would you like for your work and what does your work ask of you? A coaching session for artists to mine and articulate strategies for moving your projects from inception through process to production and exhibition.

Mike Carroll is an artist who also writes and speaks on art, studio practices and exhibition spaces. He has exhibited widely throughout the Northeast and has had studios in Boston, Provincetown and Florida. His work is in numerous collections and has been written about in Art New England and Provincetown Arts, and art-Scope among other publications. Carroll has been a gallerist for over 25 years. He attended Emerson College and the School of the Museum of Fine Arts in Boston until he became involved in Boston's then thriving underground scene. He ran the live performance and video section at The Boston Film Video Foundation when video was in its black and white reel to reel infancy. Carroll opened his first gallery, The 11th Hour, near Boston's South Station where he produced early exhibitions by Mark Morrisroe and performances by Human Sexual Response, Jack Smith and The Clam Twins, among others. Since then he has woven his own art making practice with fine art presentation in a variety of ways. He was the Executive Director at Provincetown's Schoolhouse Center from 1997 through 2004 and has been the owner of the Schoolhouse Gallery since 2005 where he is well known for presenting the finest in collaboration and new thought in the gallery and at a variety of outside exhibition projects.



SEPT 6 - 7
TUES - WED
9AM – 12PM
2 SESSIONS
\$175

DRAWING, PAINTING, MIXED MEDIA

SEPT 6 – 9

TUES – FRI

9AM – 12PM

(INSTRUCTION)

TUES - FRI

12PM – 4PM

(OPEN STUDIO)

4 SESSIONS

\$550


ART AS A TOOL

Bernd Haussmann

This workshop is not about learning the techniques of art in the hope of improving our work but about art as a tool that helps us learn about ourselves: our strengths, anxieties, hopes and desires. Getting closer to our own experience will inevitably help us improve the art we are making and the art we are appreciating by digging deeper into the layers of our existence.

In this workshop we will work with collage, and it's not necessary that you have worked in this genre before. We will engage in one-on-one dialogues as well as group discussions on many topics such as philosophy, psychology, cognitive science, the brain, and our unique personal viewpoints. Art is the tool. Our focus will be play and creativity, not the finished product. This workshop is for all art makers and art lovers alike.

Bernd Haussmann has been working independently since 1988. Although Haussmann is mostly known for his paintings and drawings, using various media, digital imagery and short videos are an integral part of his work. Haussmann's work has been shown nationally and internationally, at galleries, art fairs, museums and other non-profit organizations. His work is in collections here and in Germany. He is represented at the Schoolhouse Gallery in Provincetown and other galleries across in the US.



SEPT 12 – 16

MON – FRI

9AM – 12PM

(INSTRUCTION)

MON - THURS

12PM – 4PM

(OPEN STUDIO)

5 SESSIONS

\$900

THE ANATOMY OF YOUR PAINTING: MASTER CLASS

Joan Snyder

This is a master workshop for advanced students. This workshop will allow students to work intensively on a painting project of their choice. There will be continuous discussion of work throughout the week by the instructor and also through group critiques. Group discussions will be about, among other things, materials, process, the language of painting, inspiration and the magic needed to leave all talk behind and just make a good painting. There might even be a few helpful assignments.

Joan Snyder received her A.B. from Douglass College and her M.F.A. from Rutgers University. Often referred to as an autobiographical or confessional artist, Snyder's paintings are narratives of both personal and communal experiences. Snyder was a recipient of a National Endowment for the Arts Fellowship, a John Simon Guggenheim Memorial Fellowship and a MacArthur Fellowship. Snyder's work is in the Metropolitan Museum of Art, the MoMA, the New York City Jewish Museum, the Guggenheim, the High Museum of Art and the Phillips Collection. A 35 year survey of her work, *Dancing with the Dark: Prints by Joan Snyder 1963 – 2010*, traveled to three venues.



ABSTRACTION FOR REALISTS: WORKING FROM THE MODEL, DRAWING, PAINTING, COLLAGE & SCULPTURE

Ken Kewley

SEPT 23 -25

FRI – SUN

8:30AM – 4:30PM

3 SESSIONS

\$850

The statements, 'You cannot make it up' and 'You must make it up' are both true. We must let both guide us. What we put down on our paper are real things that we can adjust just as we adjust objects in a still life. Working from the model and with the most elementary of tools; a ballpoint pen, acrylic paint, white glue, copy paper, cardboard and masking tape along with a home copier and scanner we will draw, paint, collage, sculpt and print. Rather than always working from a blank page, participants frequently use collage to rework directly on prints of our previous designs. All on a path away from copying and rendering towards a more exciting and ultimately more real picture of what we find beautiful in the world.

Ken Kewley graduated from the College of Creative Studies at the University of California, Santa Barbara. He was a night watchman at the Metropolitan Museum of Art 1980-1990 and considers this a major part of his education. In New York his work has been exhibited at Steven Harvey Fine Art Projects, Lori Bookstein Fine Art and Pavel Zoubok. He teaches workshops and lectures at the Pennsylvania Academy of Fine Arts, Hollins University, University of Arkansas, National Academy of Design, and the Jerusalem Studio School, including the Italian Summer Program. His work has been reviewed in the New York Times, New York Sun, ARTnews, and the New York Observer and included in many private and public collections.



THE PERCEPTUAL MOMENT Stuart Shils

SEPT 23 - 25

FRI – SUN

8:30 AM – 4:30PM

3 SESSIONS

+ THURS SEPT 22

LECTURE AT 6PM

\$950

Intended to push the mid-range to advanced painter into a visual boot camp which is fun and productive, this class will focus on cultivating perceptual discrimination and visual clarity by practicing critical looking at nature and relating that to constructing a drawing or painting. In the tradition & spirit of the "first strike" emphasis will be placed on: 1) Examining the perceptual processes in front of nature 2) the editorial response and how that takes form graphically 3) questioning what is meant by "finish". In addition to 3 full day outdoor sessions, there is a 90 min. slide talk on Thurs evening presenting paintings and drawings made by past and modern masters to lay out a foundation of visual themes for the class (All participants need to attend). Shils will discuss how, via graphic organization, we look and make sense of construction, paint and drawing language, and how artists have used the processes of working outdoors to achieve visual unity in their responses.

Stuart Shils has painted outside for more than 30 years; represented by Steven Harvey Fine Art Projects and Davis & Langdale in New York, and Rothschild Fine Art in Tel Aviv and the recipient of a Pollock-Krasner Foundation Grant, National Endowment for the Arts Fellowship, Ballinglen Arts Foundation Fellowship in Ballycastle, Ireland, and an Academy Award from the American Academy of Arts and Letters. His work has been presented in NY, PA, Boston, VA, San Francisco, Tel Aviv, and Cork, Ireland. Reviews have appeared in The NYTimes, New Yorker, Art in America, Art Critical.com, and more. He teaches at PAFA, the Jerusalem Studio School and is a visiting artist at Vermont Studio Center. Shils studied at PAFA with Seymour Chwast, and at the Philadelphia College of Art.



SEPT 30 – OCT 2
 FRI – SUN
 10AM – 4PM
 3 SESSIONS
 \$550

THE PAINTED OBJECT: FULL TILT

Emily Eveleth

Want to break out of your habits and work with a freedom that is fast, loose and spontaneous? This workshop will have you thinking on your feet. Interspersing careful looking with fast, confident paint handling, we'll hone getting the essentials of the scene down in a few loose confident strokes. Beginning by searching out the large shape relationships, we will experiment with how to say more with less, how to let go of unnecessary repetitive brushstrokes and how to work with those small but crucial details, all of this captured with big brushes, and clear vibrant colors.

Each day will start with quick, small paintings to get things rolling, and then, keeping that intensity crackling, we'll tackle larger works in the afternoon. This is a time to invent, explore and experiment and we'll put aside the idea of making finished, perfect paintings. A central still life with a variety of objects will be provided. In addition students are encouraged to bring a few objects of their own to add to the mix.

Working in oils is suggested but not required. Come jump in feet first, change up your painting habits and see what can be done in three days.



Emily Eveleth has been eliminating boundaries between genres and finding vulnerability, humor, pathos and sensuality in the most unlikely of subjects for twenty years. She is represented by Danesel Corey, New York, and the Miller Yezerksi Gallery, Boston. Her work can be found in the permanent collections of the MFA in Boston and the Pennsylvania Academy of Art.

OCT 7 – 9
 FRI – SUN
 9AM – 2PM
 3 SESSIONS
 \$350

SMALL FORMAT LANDSCAPE PAINTING

Kathleen Jacobs

Working outdoors, students will investigate form, line and color to experience and record what our natural surroundings present to us. In this class students will hone their observational skills, work intuitively and learn to see and create simplified compositions from the graceful shapes and forms that exist in the beautiful landscape. Starting with thumbnail sketches, students will use these studies to help make small format paintings, no larger than 10" x 10" and painted in one sitting. An emphasis will be placed on creating a simplified sense of space, structure, and a personal interpretation - without over analysis. Beginner to Intermediate.

help make small format paintings, no larger than 10" x 10" and painted in one sitting. An emphasis will be placed on creating a simplified sense of space, structure, and a personal interpretation - without over analysis. Beginner to Intermediate.

Kathleen Jacobs has been painting from the Cape Cod landscape for over sixteen years. She received her BFA in Painting/ Art History from UMass. She was awarded an Art Fund Scholarship to attend the La Napoule Art Foundation in France. She earned her MFA in Painting/Visual Arts from the Lesley University College of Art and Design.



PRINTMAKING

Printmaking classes at Castle Hill have been a longstanding tradition, featuring experienced faculty and offering explorations in a wide variety of techniques. This year the Print Studio is in transition, Castle Hill plans to move the equipment to our new, expanded location at Edgewood Farm. Renovating the existing structure and developing a net-zero printmaking studio, with solar panels that will house the presses and expand workspace, will result in a beautiful new space. The print classes we are offering this year will make use of techniques that do not require presses, allowing students to explore traditional & alternative techniques that can be reproduced at home.

Materials Fees range between \$10 - \$40 may apply, please see your Materials List once you have registered for your workshop.

Save the Date! On SATURDAY JUNE 18 Castle Hill will offer the first ever “**Steamroller Printmaking Extravaganza**” with the **Printmakers of Cape Cod**, at **Edgewood Farm**. *With thanks for partial funding from the Massachusetts Cultural Council, Truro Cultural Council and Wellfleet Cultural Council.*

PRINTMAKING WORKSHOPS

EXPERIMENTAL WOODBLOCK
WORKSHOP
David Bligh.....45

HANDMADE BOOKS
Rhoda Rosenberg.....46

MEANINGFUL MONOTYPE
& COLLAGE
Joyce Silverstone.....47

INTRO TO SILKSCREEN
PRINTING
Vicky Tomayko.....46

GELATIN PLATE
PRINTMAKING
Dorothy Cochran.....47

EXPERIMENTAL WOODBLOCK WORKSHOP David Bligh

We will use the idea of relief printing as starting point. Through the use of various relief printmaking techniques, collagraph processes, transfer methods we will combine drawing and printmaking to learn inexpensive ways to make prints that are rich with experimentation. We will be learning many techniques such as rinsed prints, aquatint collagraph, chine colle and pronto plate.

David Bligh has shown work in numerous exhibitions including: *Scuola Internazionale di Grafica, Venice, Italy; Sculpture Fix Gallery; Boston Center for the Arts. David has been part of many art exhibitions at other locations such as the International Print Center New York, Los Angeles Municipal Art Gallery, Attleboro Arts Museum, Visual Arts Center of New Jersey; and New Talent of New England, Gallery AA/B, Boston. David teaches at Massachusetts College of Art, Montserrat College of Art and is Studio Manager for the Department of Art and Music at Framingham State University.*

JULY 18 – 22
MON - FRI
1PM – 4PM
5 SESSIONS
\$435
+ MATERIAL FEE



PRINTMAKING

JULY 25 - 29

MON – FRI

9AM – 12PM

5 SESSIONS

\$435

+ MATERIAL FEE

INTRODUCTION TO SILKSCREEN PRINTING

Vicky Tomayko

Screen printing is an environmentally friendly print process that can be done anywhere and requires simple easily available equipment. Learn the basics of screen printing for work on paper and fabric in this course. Methods to be covered include hand cut

stencils, hand drawn and painted images, the photo silkscreen process and multiple color registration. Use our inks and screens or bring your own. Bring paper and fabric to print on.



Vicky Tomayko is an artist and printmaker who lives and works in Truro. Tomayko teaches at Cape Cod Community College and at arts organizations including Castle Hill Center for the Arts, Provincetown Art Association and Museum, and the Fine Arts Work Center where she was a fellow. She received an MFA in printmaking from Western Michigan University and is the recipient of two Ford Foundation Grants. Her work has

been included in exhibitions in New York, Boston, Miami, Los Angeles, Venice, Istanbul, Basel, and Melbourne. She is represented by the Schoolhouse Gallery in Provincetown. Her work is visible at the Schoolhouse, on the gallery website, and at vickytomayko.com.

JULY 25 – 29

MON - FRI

1PM – 4PM

5 SESSIONS

\$435

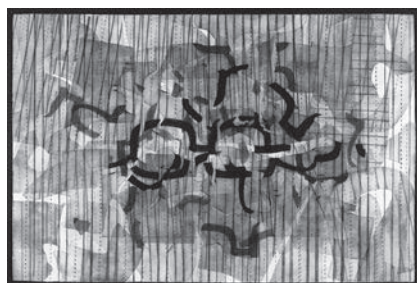
+ MATERIAL FEE

\$35

MAKING HANDMADE BOOKS

Rhoda Rosenberg

During this week we will make several handmade books using a variety of structures. Basic book making techniques using accordion, portfolio, cut and fold, sewn and glued forms will be taught as well as handmade journals, portfolios and book transformations. These books can also include collage, text, and a vast variety of found materials. Some materials will be included in your kit (book board and some papers, brushes, sewing and binding materials) but students are encouraged to bring paint, pencils, scissors, cutting and pasting materials, fabric, photo copies, stamps, stencils, even a sewing machine and typewriter. This class is open to beginners as well as others who want to make more books.



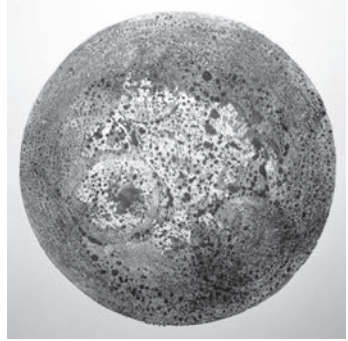
Rhoda Rosenberg studied at the Pennsylvania Academy of Fine Arts (Diploma in Painting and Drawing), Temple University (BFA) and the Museum School and Tufts University (MFA in Printmaking). She has exhibited nationally, won many grants and prizes and has work included in private collections and in the Boston Museum of Fine Arts and the Danforth Art Museum. She has taught for 32 years at the Museum School, continues to teach there and at Montserrat College of Art. She owns and operates her private printmaking studio in Merrimac, MA.

GELATIN PLATE PRINTMAKING

Dorothy Cochran

Gelatin plate printmaking is a simple yet complex means to making unique images without the use of a printing press. Using both a commercially produced gelli plate and one that is handmade with easily found ingredients, participants learn how each is unique for creating fine art prints. We will roll, brush, stamp and layer textures onto this reusable substrate with acrylics, watercolor and soy inks. Further explorations will include stencils, overprinting, layering, chine colle and digital transfers. A range of paper choices will be investigated from washi to waterleaf print papers as well as plate sizes. This is a quick, fun and addictive process, allowing much exploration while taking monoprinting to a new level.

Dorothy Cochran is an accomplished printmaker who continues to push the boundaries of how to create works on paper. With extensive experience as an artist, educator and curator, she has developed innovative ways to work and layer substrates, creating prints of luminous quality. She holds an MFA from Columbia University, currently teaches at The Montclair Art Museum, and conducts workshops throughout the US, including Maui, Hawaii, The International Encaustic Conference in Provincetown and Manhattan Graphics Center, NYC. Her works are represented in museums, corporate and private collections and exhibited widely.
www.dorothycochran.com




AUGUST 1 – 4
 MON – THURS
 9AM – 1PM
 4 SESSIONS
 \$435
 + MATERIAL FEE

MEANINGFUL MONOTYPE & COLLAGE

Joyce Silverstone

Participants will be able to create a fast, brave and experimental portfolio of related prints. Demonstrations will highlight many fascinating monotype techniques; blending, wiping, stenciling, drawing, and selective color layering. Also, strategies for printing and adding collage elements will be covered. Individual critiques will be interspersed with supported practice time with the materials. Over the course of five mornings, participants will become familiar with improvisational practices for finding meaningful personal imagery, explore the unique qualities of Akua Water-based Inks, and learn how to print by hand and/or with an etching press.

Joyce Silverstone is a graduate and traveling fellow of The School of the Museum of Fine Arts, Boston. An active artist for more than 30 years, she exhibits her work in New York City and New England, and internationally in Cuba, England, Wales and Ireland. Joyce is affiliated with Zea Mays Printmaking, an artistic community/studio facility dedicated to teaching and practicing the use of environmentally safe materials, where she is a core faculty member. She was selected to be an Akua Ink Demonstration Artist, to advance safe and sustainable printmaking techniques.
JoyceSilverstone.com



AUG 22 – 26
 MON – FRI
 9AM – 12PM
 5 SESSIONS
 \$435
 + MATERIAL FEE

PHOTOGRAPHY & DIGITAL MEDIA



Since 1972, Castle Hill has offered classes in photography with highly distinguished artists such as Joel Meyerowitz, and Arno Minkkinen. Students are offered an array of contemporary methods of producing and manipulating images, whether in Photoshop, using cyanotype or making a pin-hole camera. Explore the outer Cape with your camera in hand (or your iphone!), work in the photo studio with cyanotype or board a whale watch boat for exciting marine photography excursions.

PHOTOGRAPHY & DIGITAL MEDIA WORKSHOPS

IMPERMANENT ART

Zehra Khan.....49

SUN PRINTING ON PAPER & FABRIC

Laura Blacklow.....49

PHOTOGRAPHIC REVELATION

Jennifer Moller.....50

PINHOLE CAMERA

Martin R. Anderson.....50

IPHONE PHOTOGRAPHY WORKSHOP

Judy Rolfe.....51

CREATIVE LANDSCAPE PHOTOGRAPHY

John Tunney.....51

PHOTOGRAPHING STRANGERS

Mary Beth Meehan.....52

CYANOTYPE & MIXED MEDIA

Liz Surbeck Biddle.....52

PHOTOGRAPHING WHALES

Jesse Mechling.....53

IMPERMANENT ART**Zehra Khan**

JUNE 27 – JULY 1

MON– FRI

1PM – 4PM

5 SESSIONS

\$435

This workshop is about creating drawings and multi-media art and placing them in real and invented backgrounds. Like a drawing in sand captured through photography, we will look for opportunities for art to interact with real environments. This will be multi-media with an emphasis on experimenting and playing with various techniques. We will use photography to capture the impermanent art we make each class. Bring a camera or camera phone you are comfortable using.

Zehra Khan is a multi-disciplinary artist who works in drawing, sculpture, installation, photography and film. She received a BS from Skidmore College and an MFA from the MassCollege of Art & Design. She exhibits widely, and has led workshops at Cape Cod Community College, the School of the Museum of Fine Arts, Roger Williams University and the Provincetown Art Association and Museum. She has attended art residencies at Yaddo, the Vermont Studio Center, and the Contemporary Artists Center. Zehra received a Massachusetts Cultural Council fellowship in Drawing, and is a current participant of the NYC Drawing Center Viewing Program and the deCordova Museum Corporate Lending Program.

**SUN-PRINTING ON PAPER AND FABRIC****Laura Blacklow**

JULY 11 – 15

MON – FRI

1PM – 4PM

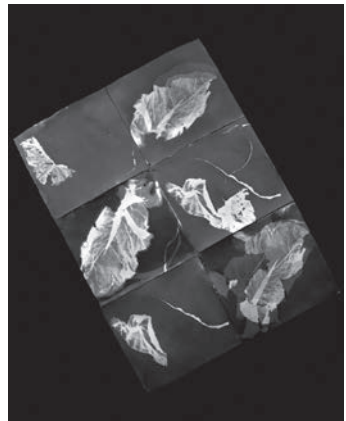
5 SESSIONS

\$435

+ MATERIAL FEE

Learn two historic, permanent, photo-printmaking techniques--cyanotype (blue-printing) and Van Dyke brown printing. If you have camera-generated images, we can make digital negatives from your photos or you can print flat objects and stencils directly (aka "photograms"). We will use tactile rag printmaking paper and natural fibers, like cotton and silk. No expensive equipment needed for you to continue after the workshop. No prior photography or printmaking experience is necessary.

Laura Blacklow is the author of *New Dimensions in Photo Processes: A Step-by-Step Manual for Alternative Techniques* (Focal Press) and on the faculty of the School of the Boston Museum of Fine Arts. She has also taught at Harvard University and was the recipient of a National Endowment for the Arts Regional Fellowship for Works on Paper, Polaroid Corporation's Artist Support Program, and the Massachusetts Artist's Foundation Fellowship for her hand-colored black-and-white photographs. Visit her website at www.blacklow.com



JULY 18 - 22
 MON - FRI
 9AM - 12PM
 5 SESSIONS
 \$435

PHOTOGRAPHIC REVELATION AND EXPLORATION: BEYOND THE POINT & SHOOT

Jennifer Moller

We will be working inside the studio and outside (weather permitting) Come and take a photography workshop to enhance your personal vision, while expanding technical skills. Have you used and invested in a DSLR camera but feel like you could go so much further with focused time and instruction? We will cover the nuts and bolts, software workflow process, and discussions about content and meaning in the making of a photograph. This course is for students who are either advanced beginners or intermediate users who have their own DSLR cameras, laptops, and Digital Editing systems. Lightroom and Photoshop are the recommended software programs. Students can expect to leave this workshop having a solid understanding of how to use the creative controls on their DSLR cameras, a better organizational workflow and archival process and some insights into what they can do with their passion for photography.



Jennifer Moller has been teaching photography for over twenty years and most recently taught advanced digital photography at the New England School of Photography in Boston. She is an experienced Arts educator and professional photographer and an award-winning artist. She earned an MFA at Maine College of Art in 2003 and has received multiple awards for her media work using photography and video. www.jennifermoller.com

JULY 25 - 29
 MON - FRI
 9AM - 12PM
 5 SESSIONS
 \$435

PINHOLE CAMERA FOR ALL AGES

Martin R. Anderson

A fun photography class for all ages! Cameras will be created from everyday objects like tin cans and then loaded with photographic paper on which to record images which will come to life using basic darkroom techniques. This is a simple, hands-on way to understand photography that can produce surprisingly dynamic and beautiful images. No previous photographic experience is necessary (although experienced photographers may relish the opportunity to explore and play outside the boundaries). Experimentation will be nurtured and encouraged! This is an ideal class for parents and kids to take together.



Martin R. Anderson has worked extensively with alternative photography over the past seven years, with over 40 pinhole cameras of his own making. In July of 2005, Martin received a fellowship for a three-week Artist-in-Residency at C-Scape dune shack in Provincetown where he created a portfolio of pinhole landscapes and self-portraits.

IPHONE PHOTOGRAPHY WORKSHOP

Judy Rolfe

Capture the Change you see or want to make in our environment as we spend time capturing some of the great work The Center for Coastal Studies is doing locally. From abstracts found in nature, street imagery, and the impressive ebb & flow of the dramatic tides of Provincetown and Truro harbors, you will focus your attention on what you see around you. We'll begin by preparing you to capture images on your iPhone, then help you upload the photo apps SnapSeed, Instagram, BracketMode and HDRPro, just to name a few and they should run approximately \$15. We'll review these photo apps so you have some familiarity with them before the first shooting session. Participants need to bring a fully charged iPhone, phone charger, your Apple ID, and lastly your enthusiasm for photography!

A former USA Today photo editor, Judy G. Rolfe has established herself as a well-known freelance photographer in the Washington, D.C. and Delmarva areas. In 1994 Judy walked out the doors of USA Today and never looked back. And has been walking ever since from Timbuktu and back, literally. She says you name it, she's shot it. One of things she most enjoys is her time on The Cape, and her images convey that. She can't imagine her life without an iPhone, and is excited by the doors it is opening like iPhoneography workshops.



JULY 25 - 29
MON – FRI
9AM – 12PM
5 SESSIONS
\$435

CREATIVE LANDSCAPE PHOTOGRAPHY

John Tunney

Come learn the art of creative landscape and seascape photography while exploring the beaches, dunes and harbors of the Outer Cape and National Seashore. Photographer John Tunney will take you to some of the Cape's most beautiful locations and show you how to "see" a scene, discover its creative potential and produce an expressive image. You'll learn to use the elements of design in composing your images, the creative use of depth of field, shutter speed and motion, and editing techniques to give your images added dimension and finish. We'll go on field shoots and have classroom sessions for editing and reviewing pictures. The workshop is for photographers who want to produce fine-art landscapes and seascapes. Participants should have at least basic knowledge of camera operations and editing. (Some computers are available if you don't have a laptop.)

Fine-art photographer and educator John Tunney is a frequent exhibitor in galleries, art shows and festivals on Cape Cod and around New England. His work has been featured in a solo exhibition at the Griffin Museum of Photography and has been published in Cape Cod Life, Cape Codder and many other publications. In 2014 he was awarded Master Artist by Cape Cod Art Association. His book "Four Seasons of Cape Cod" will be published in 2015. He lives on Cape Cod year-round.



AUG 2 - 4
TUES – THURS
3 SESSIONS
\$500

TUESDAY
Start at 3PM

WEDNESDAY
Begin at Sunrise,
Break at Mid-Day
Then 2:30PM to
Sunset

THURSDAY
Sunrise until 1pm

President's Chair 2016: MARY BETH MEEHAN

AUG 8 – 12
MON – FRI
9AM – 12PM
5 SESSION
\$435

PHOTOGRAPHING STRANGERS

Students will be challenged to enter into unknown environments and make meaningful portraits of people they are meeting for the first time. Class time will be devoted to looking at photographic portraiture, breaking down the process of meeting people and entering into a photographic collaboration with them, and editing and critiquing student work. The objectives of the course are for students to become more comfortable with the process of photographing strangers, to refine their mastery of the formal aspects of photographic portraiture, and to come away with a new, solid body of work.



*Mary Beth Meehan is a photojournalist and documentary photographer most recently known for her large-scale portraits of Providence residents installed as billboard-sized banners in that city, entitled *Seen/Unseen*. Mary Beth has spent twenty years working intimately within her own communities, meeting strangers and telling important stories. Her work has been exhibited and published internationally, including in The New York Times, The Boston Globe, and Le Monde. For more, please visit www.marybethmeehan.com*

AUG 29 – SEPT 2
MON – FRI
9AM – 12PM
5 SESSIONS
\$435

MIXED MEDIA WITH CYANOTYPE (SUN PRINT)

Liz Surbeck Biddle

Participants will start with the process of making a cyanotype, which is a beautiful Prussian blue color. We will work on paper using a light sensitive emulsion brushed onto paper, then exposing the paper to the sun. To make an image and before exposure, many objects can be brought in such as buttons, wire, tools of all sorts, ferns, feathers, photographic negatives etc and many other suggestions will be discussed. Then we will continue adding to the prints using stencils, acrylic paint, 3-D pieces, and many other bits of objects or paper clippings and other techniques can be added. Work can also be cut up rearranged and re glued. Toners will be discussed as well.



Liz Surbeck Biddle is a longtime summer resident of Truro. She works on paper with the cyanotype process, and with silk screen and stencils, and is also a ceramic sculptor and tile artist. She holds a MFA from Tyler School of Art in painting and printmaking and has taught at Greenwich House Pottery, The Clay Art Center and Manhattanville College. Liz received a residency in Tokoname Japan and a MTA Arts for Transit grant. Her work is represented by the A.I.R. Gallery in Brooklyn, NY.

PHOTOGRAPHING WHALES

Jesse Mechling

AUG 29 - 31

MON - WED

3 SESSIONS

\$300

First class meets at Castle Hill for lecture at 4pm on August 29 (price includes whale watch tickets)

Castle Hill, in partnership with the Provincetown Center for Coastal Studies, invites nature photographers to explore Cape Cod for a two-day marine and coastal photography workshop. The lifeblood of Cape Cod is the connection between our communities and the surrounding coastal and marine environments. The Cape's magnificent light, unfettered landscapes and wondrous wildlife have inspired people and artists for generations. In this two-day workshop, we will photograph whales, seals, and the coastal environment of Outer Cape Cod. Participants will learn how to shoot unique landscape images and take quintessential Cape Cod photographs. Participants will also learn about local marine life, and learn techniques for capturing intimate and active portraits of these animals. The workshop includes two water-based whale watches, a hike to a local seal haul out (weather permitting), and a potential sunrise/sunset shoot at one of the Cape's iconic lighthouses.

* a portion of your tuition fee will be contributed to the Provincetown Center for Coastal Studies.

Jesse Mechling is an award-winning photographer, naturalist, and educator specializing in travel and nature photography. He has been photographing the landscape and wildlife of Cape Cod for more than fifteen years and, despite having traveled to over 30 countries and 43 states, regards Cape Cod as one of his favorite places to photograph, continually finding new destinations and subjects. Jesse has exhibited his work in both group and solo shows throughout the country, and locally at art festivals and businesses. His work has appeared in numerous calendars, Lonely Planet guidebooks, Nature Photographer Magazine, the New York Times, Condé Nast, Yahoo, Geoplaneta, and American Express. He currently works as the Director of Marine Education at the Center for Coastal Studies in Provincetown.



SCULPTURE/INSTALLATION



If you are an artist who wants to experiment and explore beyond two dimensional media, there's an opportunity for you at Castle Hill. Classes are available for the beginner or advanced artist and range from forming fiber, wood, clay, bronze, mixed media, hammering copper and silver metals to wear as jewelry to a Master Class in taking your work from 2D to 3D. Our renowned faculty will work closely with you to help you acquire the skills needed to develop your ideas, refine your 3D artistic process and take home new techniques to further your art practice.

Materials Fees between \$10 - \$175 may apply, please see your Materials List once you have registered for your workshop.

SCULPTURE & INSTALLATION WORKSHOPS

THINKING, WORKING, SPACE Judy Pfaff.....55	PORTRAITURE IN CLAY Tina Tarantal.....57	BRONZE CASTING David Boyajian.....61
MIXED MEDIA TEXTILE AND FIBER ART Nathalie Ferrier.....55	DESIGNING & CREATING JEWELRY I Mary Beth Rozkewicz.....58	WORKING WITH FOUND OBJECTS Paul Bowen.....61
IMPERMANENT ART Zehra Khan.....56	PAINTED METAL RELIEF David Boyajian.....59	MODELING THE FIGURE Tina Tarantal.....62
COLLABORATING WITH LANDSCAPE Andy Moerlein.....56	DESIGNING & CREATING JEWELRY II Mary Beth Rozkewicz.....59	DEVELOPING PERSONAL IMAGERY: 2D TO 3D Janet Echelman.....62
MIXED MEDIA CONCRETE Tom O'Connell.....57	CASTING MULTIPLES Jimmy Rhea.....60	GIANT PUPPET & CIRCUS WORKSHOP Bread & Puppets.....63
WOOD WORKING Anna Poor.....58	STONE CARVING Anna Poor.....60	

THINKING, WORKING, SPACE**Judy Pfaff**

This workshop is for advanced artists. Pfaff will work one on one to offer options and strategies to expand in concept or in physical space, individual artists' work. Work will become "site specific" and so the space to which you are assigned will naturally influence your art making decisions....come with ideas and strong work ethic, anything can happen.

Judy Pfaff creates installations, sculptures, and drawings that explore the possibilities of line in space using materials that range from tree roots to steel, plastics, fiberglass, and plaster. She has exhibited internationally, and received many prestigious awards. Pfaff is a MacArthur, NEA and Guggenheim Fellow. Her work is in collections including the Albright-Knox Art Gallery, the Brooklyn Museum, the Detroit Institute of Art, the High Museum of Art, the Museum of Modern Art, the National Museum of Women in the Arts, and the Whitney Museum of American Art, New York. She is currently Professor of Art and Co-Chair of the Art Department, Bard College.



JUNE 13 - 19

MON- FRI

9AM - 12PM

(INSTRUCTION)

MON - THURS

12PM - 4PM

(OPEN STUDIO)


5 SESSIONS

\$900

MIXED MEDIA/TEXTILE AND FIBER ART**Nathalie Ferrier**

If you like to create by sewing or if you would like to learn to sew, here is your chance. This class will give you the opportunity to make mixed media sewn sculptures, stuffed creatures, 3D art works and more. From your sketches you will create 3D projects. You will learn some helpful sewing techniques. Nathalie also will introduce students to draping on a mannequin. Students are invited to bring any materials that can be sewn - fabrics, ribbons, plastic - to use for their project. Bring a sewing kit - and a sewing machine is recommended. This class is open to teens and adults.

Nathalie Ferrier went to fashion school in Paris and worked as a fashion designer for ten years in France. In 1995, she created a toy company, Born To Be Wild LLC, and sold her stuffed animals and toys to many museums stores around the USA. She has an MFA from MASSART and teaches a fiber art class at the Cape Cod Community College. She also teaches a stuffed animal workshop at the Truro Central School. www.nathalieferrier.com



JUNE 27- JULY 1

MON - FRI

2PM - 4PM

5 SESSIONS

\$370

SCULPTURE/INSTALLATION

JUNE 27 - JULY 1
MON - FRI
1PM - 4PM
5 SESSIONS
\$435

IMPERMANENT ART

Zehra Khan

This workshop is about creating drawings and multi-media art and placing them in real and invented backgrounds. Like a drawing in sand captured through photography, we will look for opportunities for art to interact with real environments. This will be multi-media with an emphasis on experimenting and playing with various techniques. We will use photography to capture the impermanent art we make each class. Bring a camera or camera phone you are comfortable using.

Zehra Khan is a multi-disciplinary artist working in drawing, sculpture, installation, photography and film. She received a BS from Skidmore College and an MFA from the Mass College of Art & Design at the Fine Arts Work Center. She exhibits widely, and has led many workshops. Zehra attended art residencies at Yaddo, the VSC, and the Contemporary Artists Center. In 2012 she received the Mass Cultural Council fellowship in Drawing, and is a participant of the NYC Drawing Center Viewing Program and the deCordova Museum Corporate Lending Program. www.zehrakhan.com



JULY 5 - 8
TUES - FRI
9AM - 12:30PM
4 SESSIONS
\$435

COLLABORATING WITH LANDSCAPE

Andy Moerlein

Earth artists and environmental artists such as Andy Goldsworthy and David Smithson use found media to present an intelligent reaction to one's place in the world. In this workshop participants will work as a team gathering interesting materials and compose these items into a series of events. This is a mostly outdoors collaborative class that welcomes all levels of experience and ages. The scale considered will be up to individuals and will range from the individual and intimate to the grand and over lifesize, ambitions permitting. The workshop will use media (bamboo, saplings etc) and simple hand tools provided, as well as materials, tools and discoveries brought to class by the participants.

Natural forces like geology and weather are deeply embedded in our daily chemistry and our living story. Moerlein's art presents a personal reaction to the powerful interaction between psyche and phenomena. The goal is both sensual and conceptual. The art makes visible a personal narrative. Moerlein is a storyteller.

Andy Moerlein is an internationally exhibited sculptor. His work has been shown in museums, sculpture gardens, and galleries from Alaska to New York, Switzerland to Peru. Mr. Moerlein has an extensive resume of public art works and site specific monumental outdoor sculptures. In 2011 he participated in the Verbier 3D Foundation's Artist Residency and Sculpture Park in the Swiss Alps. In 2012, he was the Artist in Residence at the Fruitlands Museum in Harvard, Massachusetts. In 2013 he worked in residence in Cusco Peru and produced work for exhibition at the Qorikancha Museum. In 2014 he carved granite at Contemporary Arts International's Carving Symposium "Art Archeology". His work "Farfetched" can be seen about the city park in Cadillac MI.



PORTRAITURE IN CLAY

Elsa (Tina) Tarantal

JULY 11 - 15
MON – FRI
9AM – 12PM
5 SESSIONS
\$465

The universality of the human head is counterbalanced by the small differentials that make each a recognizable, unique individual. Basic anatomical structure and relative proportions are a critical part of every head - distinctive features and expression bring the portrait to life. We will further your understanding of those elements and engage a professional model for the five days. All levels of experience are invited to join this workshop. On the fifth day we will prepare the results for firing in a kiln or for casting.

Elsa Tarantal has been teaching Figure Modeling for many years and is a Professor Emerita at the University of the Arts. Her studio work in figurative sculpture, modeling in clay and bronze casting, began while she was an undergraduate at The Cooper Union and continued throughout her graduate studies at the University of Pennsylvania. The Rosenfeld Gallery in Philadelphia and the Kendall Gallery in Wellfleet have represented her paintings, sculpture and commissioned portraits. She has created public sculpture commissioned by the Philadelphia Redevelopment Authority, is a member of the National Sculpture Society and has received awards for her work in juried exhibitions.



MIXED MEDIA CONCRETE

Tom O'Connell

JULY 11 - 15
MON – FRI
1PM – 4PM
5 SESSIONS
\$435

This class will focus on learning to work with concrete. Students may make pieces for the garden, backyard, or wall above a fireplace. Emphasis will be on the ease of use of the materials, mold making and casting techniques, using mixed-media inlay, along with coloring and staining.

Tom O'Connell has been working with concrete for over 25 years. A graduate of the Massachusetts College of Art, he has used concrete as an art material in numerous private and public commissions, including his mosaic at the North End Branch Library in Boston. This work is part of the Boston Public Artwalk. Tom also continues to maintain his work as a designer and fabricator of custom cast concrete countertops, fireplace facades, fountains, benches and pools.



Joyce Johnson Chair 2016: ANNA POOR

WOOD WORKING

In this class we will explore different methods of working with wood using hand tools. Students will be taught wood carving and rustic joinery skills to then create unique functional and/or sculptural objects. This will be an exciting working environment, open to exploration and discovery.

Both the beginner and advanced student are welcome. Wood will be available for purchase.

Anna Poor is a sculptor with deep roots to the Cape. She is a founder and owner of ArtStrand Gallery in Provincetown. She has had numerous one person and group shows and awards, including a mid-career survey in 2010 at Provincetown Art Association and Museum and a Massachusetts Artist fellowship in 2001. This May, Poor is having a solo exhibition at Studio Arts Center International, Palazzo dei Cartelloni Gallery in Florence, Italy. She is represented by Taylor/Graham Gallery in New York City and Sladmore Contemporary in London, UK. She has been on the board of Castle Hill since 1988 and currently teaches at Lesley University/College of Art and Design.

JULY 18 – 22

MON – FRI

9AM – 12PM

5 SESSIONS

\$435

+ MATERIALS FEE



JULY 18 - 22

MON - FRI

8:30AM – 12:30PM

5 SESSIONS


\$475

+ MATERIALS FEE

DESIGNING AND CREATING JEWELRY I

Mary Beth Rozkewicz

Have you dreamt of designing and creating your own jewelry? In this intensive one week course, you will learn the essentials of jewelry making: sawing, filing, soldering, surface embellishment, bezel setting of stones and finishing. For those more advanced, instruction will be provided in chain-making, etching and hollow construction. Everyone will design and take home unique, inspired pieces – earrings, bracelets, necklaces! Materials (silver, copper and stones) and tools will be sold in class.



Mary Beth Rozkewicz is a studio jeweler living and working in Brooklyn NY. She is an adjunct associate professor of Fine Arts Jewelry at the Pratt Institute in Brooklyn, and teaches workshops throughout the year at the 92 Street Y in Manhattan.

PAINTED METAL RELIEF**David Boyajian**

This course is an introduction to metal relief sculpture and how to apply paint to three dimensional metal surfaces using oil, acrylic & oil sticks. The first part of the workshop will cover the fundamentals of forming metal and creating metal relief, and then you will learn about the application of color to the metal forms you create.

JULY 18 - 22

MON – FRI

1PM – 4PM

5 SESSIONS

\$435

+70 MATERIALS

FEE

David Boyajian is from Connecticut. After receiving his BFA from Alfred University, he attended the Skowhegan School of Painting and Sculpture. He completed his MFA at the Maryland Institute, Rinehart School of Sculpture. Since 1986 he has been teaching metal sculpture, introduction to foundry, stone and wood carving at the Silvermine School of Art in New Canaan, CT. In addition, he teaches drawing and sculpture at Western Connecticut State University and Norwalk Community College as well as metal sculpture classes from his studio in Connecticut.

**DESIGNING AND CREATING JEWELRY II****Mary Beth Rozkewicz**

A follow-up from Jewelry One, also open to those who have some basic jewelry making experience. In Jewelry Two, you will continue to build your arsenal of jewelry making knowledge, hone your skills and step further into more advanced techniques such as chain-making, etching, and hollow construction. Materials (silver, copper and stones) and tools will be sold in class.

JULY 25 - 29

MON - FRI

8:30AM – 12:30PM

5 SESSIONS

\$475

+ MATERIALS FEE

Mary Beth Rozkewicz is a studio jeweler living and working in Brooklyn NY. She is an adjunct associate professor of Fine Arts Jewelry at the Pratt Institute in Brooklyn, and teaches workshops throughout the year at the 92 Street Y in Manhattan.



SCULPTURE/INSTALLATION

JULY 25 – 29

MON – FRI

1PM – 4PM

5 SESSIONS

\$435

+ \$100 MATERIALS

FEE

CASTING MULTIPLES: MAKING AND USING RUBBER MOLDS

Jimmy Rhea

The wonderful thing about knowing how to make a rubber mold is that you can make 100s of copies of your original object with the same mold. These copies can be altered or used as a starting point for new ideas, giving you the opportunity to recombine elements in new ways. We will be using smooth-on rubber and plastics. Rubber has many advantages over plaster molds because of its flexibility, the fine details that are captured, and the large number of castings that can be made from one mold. Bring several interesting softball size (or smaller) objects and learn the joy of making and using rubber molds!

Jimmy Rhea is on the faculty of Pensacola State College, teaching sculpture, blacksmithing and metal casting. He worked at the Inferno Art Foundry as a founder, and as a freelance carpenter after completing his B.F.A. at the University of West Georgia. Jimmy received his M.F.A. in Sculpture at UMASS Amherst. He taught at the Hartford Art School for seven years. His work has been exhibited and collected in Germany and throughout the United States.



Joyce Johnson Chair 2016: ANNA POOR

STONE CARVING

This fast-paced, hands-on studio course will introduce both the beginner and the advanced student to the skills of stone carving. We will carve in alabaster, a wonderfully seductive and historical material. Softer than marble, it ranges from translucent to opaque in various colors. Each student will pick a unique piece of alabaster and work subtractively with hand tools to find the sculpture hidden within. Inspiration, demonstrations and guidance will be provided along with images and discussions of stone sculpture. Alabaster will be available for purchase.

Anna Poor is a sculptor with deep roots to the Cape. She is a founder and owner of ArtStrand Gallery in Provincetown. She has had numerous one person and group shows and awards, including a mid-career survey in 2010 at Provincetown Art Association and Museum and a Massachusetts Artist fellowship in 2001. This May, Poor is having a solo exhibition at Studio Arts Center International, Palazzo dei Cartelloni Gallery in Florence, Italy. She is represented by Taylor/Graham Gallery in New York City and Sladmore Contemporary in London, UK. She has been on the board of Castle Hill since 1988 and currently teaches at Lesley University/College of Art and Design.



AUG 1 - 4
MON – THURS
9AM – 12:30PM
4 SESSIONS
\$435
+ MATERIALS FEE

BRONZE CASTING

David Boyajian

This basic introduction to foundry techniques makes bronze casting quick and easy. Using soft- fire brick as a mold material, you will then carve low relief into the brick using files and sandpaper. Then molten bronze will be poured into the mold, cooled, and released. Each student will create a series of bronze castings that will be assembled by mig-welding. Patina and mounting techniques will also be covered.

AUG 8 - 12

MON – FRI

1PM – 4PM

5 SESSIONS

\$435

+175 MATERIALS

FEE

David Boyajian is from Connecticut. After receiving his BFA from Alfred University, he attended the Skowhegan School of Painting and Sculpture. He completed his MFA at the Maryland Institute, Rinehart School of Sculpture. Since 1986 he has been teaching metal sculpture, introduction to foundry, stone and wood carving at the Silvermine School of Art in New Canaan, CT. In addition, he teaches drawing and sculpture at Western Ct. State University and Norwalk Community College as well as metal sculpture classes from his studio in CT



WORKING WITH FOUND OBJECTS

Paul Bowen

For well over a hundred years artists have been using found, non art materials as an alternative form of expression. In this tradition our class will build low reliefs and sculptures using whatever materials you bring or select from those provided. We will emphasize a non technical approach to making objects with materials that are usually recycled or discarded. Whether it is with ubiquitous plastic cups, wood off-cuts or a collection of old buttons, sentimental or cutting edge, we will adapt and combine our chosen materials into evocative and exciting structures. No prior experience is needed.

AUG 15 – 19

MON – FRI

9AM – 12PM

5 SESSIONS

\$435

Paul Bowen received a fellowship from The Fine Arts Work Center in Provincetown 1977 and continued to live on Cape Cod for thirty years. A passionate beachcomber and scavenger of all kinds of wood, his work can be found in many museum collections including The Museum of Fine Arts, Boston, The Guggenheim Museum, New York and The Hood Museum at Dartmouth College, Hanover NH. Now a resident of Vermont he has been the recipient of awards from the Welsh Arts Council, The Pollock Krasner Foundation, The Adolph and Esther Gottlieb Foundation and The Artists Resource Trust.



SCULPTURE/INSTALLATION

AUG 15 – 19
MON – FRI
9AM – 12PM
5 SESSIONS
\$465

MODELING THE FIGURE

Tina Tarantal

The human figure is probably the most compelling universal subject in sculpture. The practice of creating figures in clay while directly observing a model posing totally engages our perceptions

of form and space. The process of modeling from life can be both subjective and objective. An awareness of anatomy and proportion can support the expressive intentions that develop as the process of sculpting a figure unfolds. The workshop will begin with small 3-D studies of figure compositions in preparation for observing an extended pose. This will be followed by the opportunity to create a series of terra cotta figure sculptures or a single figure suitable for future casting or fired at Castle Hill.



Elsa Tarantal has been teaching Figure Modeling for many years and is a Professor Emerita at the University of the Arts. Her studio work in figurative sculpture, modeling in clay and bronze casting, began while she was an undergraduate at The Cooper Union and continued throughout her graduate studies at the University of Pennsylvania. The Rosenfeld Gallery in Philadelphia and the Kendall Gallery in Wellfleet have represented her paintings, sculpture and commissioned portraits. She has created public sculpture commissioned by the Philadelphia Redevelopment Authority, is a member of the National Sculpture Society and has received awards for her work in juried exhibitions.

AUG 29 – SEPT 2
MON – FRI
9AM – 12PM
(INSTRUCTION)
12 - 4PM
(OPEN STUDIO)
5 SESSIONS
\$900

DEVELOPING PERSONAL IMAGERY 2D INTO 3D MASTER CLASS

Janet Echelman

In this workshop artists will begin to breakdown the barriers in defining and finding your voice. Working with the materials of your choice, Janet will work individually with each student to comfortably explore and create a place to move your work to the next level. Students will bring 5 images that they are drawn to...and through the week, see where we end up!



Janet Echelman builds soft, billowing sculpture at the scale of buildings that respond to the forces of nature — wind, water, and light. She combines ancient craft with cutting-edge technology to create ultra-lightweight sculptures that move gently with the wind in ever-changing patterns. Her art becomes an inviting focal point for civic life and shifts from being an object you look at, to something you can get lost in.

Recipient of the Guggenheim Fellowship, Echelman was named a 2012 Architectural Digest Innovator for “changing the very essence of urban spaces.” Her TED talk “Taking Imagination Seriously” has been translated into 34 languages with more than a million views. She received the 2014 Smithsonian American Ingenuity Award in Visual Arts, honoring “the greatest innovators in America today.”

Woody English Distinguished Artists & Writers Chair 2016: BREAD & PUPPET

GIANT PUPPET & CIRCUS WORKSHOP

This unique workshop will involve participants in the creation and performance of two works: a Circus and a Cantastoria, with an emphasis on mask-making. Cantastoria is an ancient form of narrated picture performance used in ancient India to relate family genealogies, in 19th century Europe to deliver sensational accounts of the news, and used by Bread and Puppet and others nowadays as a form of portable, eye-catching street theater. The Bread and Puppet company will perform and then teach you a few Bread and Puppet cantastorias. Then we'll facilitate the creation of new cantastorias by workshop participants.

Participants will also rehearse for a Circus with the company.

This will include acquaintance with basic Circus elements such as flag dancing, operating profile puppets and flat puppets, choral vocal and movement awareness, and perhaps operation of full-body animal puppets, such as tigers or cows. These skills will be introduced through teaching circus acts that have been developed by the company over the summer in Glover, Vermont.

Joshua Krugman is a poet, fiddler, and puppeteer who lives and works in Glover, Vermont with the Bread and Puppet Theater. He has performed in Bread and Puppet's Fire, Captain Boycott, The Underneath the Above Show # 1, and The Seditious Conspiracy Theater Presents: A Monument to Oscar Lopez Rivera, as well as various Circuses, Pageants, and parades. His poems have appeared in Osiris, The Bitter Oleander, Ostranenie, and Matter.

Joe Therrien studied puppetry in the University of Connecticut's MFA puppetry program. He has performed with many theaters including the Connecticut Repertory Theater, Great Small works (Brooklyn, NY), Papel Machete (San Juan, Puerto Rico), and Semi-Upright Puppet Theater (Brooklyn, NY). He has worked and toured with Bread and Puppet Theater for the last 2 years performing in many shows including Birdcatcher in Hell, Fire, Man Says Goodbye to His Mother, Kingstory, President and Chair, and The Public Access Center for the Obvious Presents: History.

Esteli Kitchen is a musician, puppeteer, performer and aspiring horticulturalist. She has toured with Bread & Puppet Theater extensively over the last 4 years. Her favorite style of circus acts are animal acts and she's still trying to figure out why bass drum hits make everything funnier.

Thomas Cunningham has worked with Bread and Puppet for two and a half years, playing music, creating puppet shows and leading various workshops. Previously Thomas worked with several short-tempered restaurateurs, and he also used to sell tickets to stand-up comedy shows in Times Square. He is originally from St. Louis, MO.

AUG 23 - 27

TUES - FRI

TUES

2PM - 5PM

WED - THURS

9AM - 5PM

FRI

9AM - 12PM

PERFORMANCE

ON FRI

4 SESSIONS

\$450



CERAMICS



The ceramics program has historically been one of Castle Hill's most popular programs each year. Providing space for all to learn in a relaxed and encouraging atmosphere, classes are available to students of all learning levels from beginner to expert. Castle Hill's campus includes several gas, electric, salt, and raku kilns. The wood fired train kiln off site at Highland Center also expands Castle Hill's programs for ceramic artists from all over New England and beyond.

* Clay is purchased onsite (\$20 - \$25 for 25 lb bag) during each workshop and the price includes the bisque fire. Firing fees apply based on size of work, for additional firings.

CERAMIC WORKSHOPS

RAKU ENJOYMENT & FREEDOM Ron Dean.....65	FROM THE GROUND UP Tyler Gulden.....69	PLANES, FORMS AND DECORATION Sarah Heimann.....72
JUNE WOOD FIRING Brian Taylor.....65	FLAME, SMOKE & COLOR: NAKED RAKU Charlie & Linda Riggs.....68	HANDBUILDING & RAKU FIRING Jim Brunelle.....72
FROM FLAT TO FORM: HANBUILT VESSELS Jermy Randall.....66	INSPIRED TABLETOP: FOOD, FORM & FUNCTION Robbie Heidinger.....69	HANDBUILDING PAPER CLAY Rebecca Hutchinson.....73
WHEEL THROWING BASICS Brian Taylor.....66	TRY IT! WHEEL THROWING Caitlin Nesbit Rhea.....70	THROWING BY THE GALLON: AMERICAN CROCKERY FORMS Guy Wolf73
ANIMALS: WORKING IN SERIES Hannah Niswonger.....67	CERAMIC SURFACE DESIGN Washington Ledesma.....70	COLUMBUS DAY WOOD FIRING Brian Taylor.....74
TRY IT! WHEEL THROWING Brian Taylor.....67	AUGUST WOOD FIRING Brian Taylor.....71	RAKU FIRING Lois Hirshberg.....75
THE BRUSH AND THE WHEEL Michael Kline.....68	THE COLOR OF FIRE Judy Motzkin.....71	WEDNESDAY CLAY (FALL) Brian Taylor.....75

RAKU, ENJOYMENT AND FREEDOM

Ron Dean

In this workshop, we will take hot, glowing red pots from a kiln, put them in a container with burnable materials - wood chips, newspaper- close tightly, and let the smoke do its magic! Clay turns black; glazes crackle, become iridescent and do all kinds of interesting things. That's RAKU! Days one and two, we will spend the mornings making pieces, turned or hand built. Wednesday, pieces will be bisque fired. Thursday and Friday we will glaze & fire the pots.

Ron Dean makes functional stoneware and uses several alternative firing techniques. He has been teaching pottery for over 40 years. From 2004 to present, Ron has been working at Plimoth Plantation, making and lecturing on 17th century English earthenware. At Ron's shop in Marstons Mills, he makes stoneware, pit and raku pottery. He learned his craft at the Clay Art Center in Port Chester, N.Y.



JUNE 20 – 24

MON – TUES

9AM – 12PM

THURS – FRI

9AM – 4PM

4 SESSIONS

\$435

JUNE WOOD FIRING

Brian Taylor

Come experience the excitement, camaraderie and beautiful results of wood firing in Castle Hill's wood kiln! You'll help stoke the kiln all the way to 2300 degrees, using only wood as a fuel source, all the while creating colorful flashing and ash deposits on your pieces. Students will participate in all aspects of the firing. Bring your bisque pieces of various sizes (4 cubic feet or about 30 pots) to glaze and fire. All bisque-ware must be ^10 clay. We will glaze and load all day Sunday and fire the kiln from Monday morning into Tuesday night. The exciting unload will be on Friday morning. Contact the Ceramics Managers if you have any questions about suitable clay bodies, slips and glazes that will take full advantage of the results possible with the wood firing process.

Brian Taylor has been practicing ceramics for the past 18 years. He received his Masters of Fine Arts Degree from Alfred University and his Bachelors of Fine Arts from Utah State University. His work is exhibited nationally, and he recently co-authored the book Glaze: The Ultimate Ceramic Artists Guide to Glaze and Color. He has fired and helped construct numerous kilns throughout his career, including a train-style kiln at USU designed by his professor, John Neely. Brian is the Ceramic Program Manager at Castle Hill and has had the pleasure of firing the train kiln there with great results!



JUNE 19, 20, 21

SUN – TUES

START SUN

AT 9AM

UNLOAD FRIDAY

AT 9AM

AT HIGHLAND

CENTER

\$360

CERAMICS

JUNE 27 – JULY 1
MON – FRI
9AM – 1PM
5 SESSIONS
\$435

FROM FLAT TO FORM: HANDBUILT VESSELS Jeremy Randall

In this class we will primarily explore slab construction, to produce forms that are out of the round. We will learn new ways to incorporate volume, texture, color, surface development, electric firing, and post firing construction to make vessels that are impregnated with reference, and rich with visual interest. Using a template method of generating ideas and drawing form, we will be able to take flat shapes and transform them into volumetric objects. We will use terra sigillata to create enlivened surfaces that are luscious and loaded with color. Through this class, students will develop an approach to decoration, which looks at line, texture, and form to make decisions that respond to and build upon their own visual vocabulary. Some hand building experience is a benefit, though all experience levels in clay are welcome.



Jeremy Randall received his B.F.A. from Syracuse University and his M.F.A. in ceramics from the University of Florida. He currently lives in Tully, New York, where he owns and operates his studio business, Rusty Wheel Pottery. Jeremy is a visiting professor of art at Cazenovia College, and has taught at the Higher Ed level for the past 10 years. Jeremy has shown in numerous national shows, has work in a number of public and private collections, venues, and galleries throughout the US and has been published in national and international periodicals, texts, and publications.

JULY 5 – 8
TUES – FRI
9AM – 2PM
4 SESSIONS
\$435

WHEEL THROWING BASICS Brian Taylor

Ever wanted to try your hand at the pottery wheel? Do you have some experience but feel like you just want a refresher? This exciting 4-day session will cover the basics of using the pottery wheel to create beautiful cups, bowls and plates. We'll alter forms off of the wheel, carve embellishments. (Please note that no glaze firing occurs in this class.)



*Brian Taylor utilizes a broad range of making techniques for his colorful functional pottery. He has been a resident artist, taught classes, and worked for many art centers and universities across the country. He is currently the Ceramics Program Manager at Castle Hill. His work is exhibited nationally and he recently co-authored the book: *Glaze: The Ultimate Ceramic Artist's Guide to Glaze and Color*. He received his Masters of Fine Art Degree in 2010 from Alfred University and his Bachelor of Fine Arts from Utah State University in 2006.*

ANIMALS: WORKING IN SERIES**Hannah Niswonger**

This class focuses on developing a series of related creatures. These might be part of an installation, or simply an exploration of the form or movement of a particular animal. We'll use a variety of techniques to mass-produce small creatures, including creating templates for slab-building, as well as making press-molds. We'll look at how small adjustments to the form can create the illusion of many individuals, as well as how small changes to forms can be exploited to explore gesture and create a sense of movement. Students should come to class with drawings or photos of subject animal(s).

Hannah Niswonger received an MFA in ceramic sculpture from the New York State College of Ceramics at Alfred University. She has taught courses in ceramics at Harvard University and MassArt. Her work is shown nationally, including at the Smithsonian, the Philadelphia Museum of Art and CraftBoston, where she was awarded the Award of Distinction, 2014. She is a founder of POW! Pots on Wheels, which brings craft education to under-served communities in a mobile gallery. She lives in Winchester, Massachusetts.



JULY 11 – 15
MON – FRI
9AM – 1PM
5 SESSIONS
\$435

TRY IT! WHEEL THROWING**Brian Taylor**

Always wanted to make something in the clay studio? This is your chance to get your hands dirty! Bring a date, a friend or just yourself over to Castle Hill for a one-time 3-hour clay class. In this class you will learn pottery basics on the wheel, add colors and a few days later, your piece will be out of the kiln and ready to go home with you!



Brian Taylor utilizes a broad range of making techniques for his colorful functional pottery. He has been a resident artist, taught classes, and worked for many art centers and universities across the country. He is currently the Ceramics Program Manager at Castle Hill. His work is exhibited nationally and he recently co-authored the book: *Glaze: The Ultimate Ceramic Artist's Guide to Glaze and Color*. He received his Masters of Fine Art Degree in 2010 from Alfred University and his Bachelor of Fine Arts from Utah State University in 2006.

JULY 13
WEDNESDAY
2PM - 5PM
1 SESSION
\$100

Mary Lou Friedman Chair 2016: MICHAEL KLINE

THE BRUSH AND THE WHEEL

JULY 18 – 22
MON – FRI
9AM – 1PM
5 SESSIONS
\$435

This is a five-day, hands-on workshop diving into the deep well of pottery history. Michael will share his 20 years of experience with demonstrations and discussions. All experience levels are invited! Learn a variety of surface treatments including brushwork with wax resists and slips, thick slip combing, slip trailing, agate and swirlware, traditional Korean slip inlay, and rope impressing.

From Bakersville, North Carolina, Michael Kline is a full time studio potter, known for his fluid brushwork and strong traditional wood-fired forms. He received his BFA from the University of Tennessee and was artist in residence at the Penland School of Crafts from 1998-2001. He was recently featured in the instructional video, "The Brush & the Wheel" produced by Ceramics Arts Daily.



Summer Clay Intensive: CHARLIE & LINDA RIGGS

FLAMES, SMOKE AND COLOR: NAKED RAKU AND ALTERNATIVE FIRING

JULY 25 – 29
MON – FRI
9AM – 3PM
5 SESSIONS
\$500

In a workshop with smoke, fire and fumes, we will focus on the surface decoration of pots, polished with white and colored terra sigillata: Naked Raku, Saggar Firing, Horsehair, and Iron Fuming. Students will fire their pots in atmospheres where the smoke and/or chemicals produce the final surface design. The pots will range from the deep reds and oranges of fuming in saggars to the black/white or black/blue or greens of naked raku. Students should bring 8-10 bisque fired pots with terra sigillata. Beginners are welcome.

Charlie & Linda Riggs have had a happy collaboration in producing their work for past 20 years. The pots are hand thrown by Charlie and polished with a fine clay slip called "terra sigillata." The Riggs fire using the techniques of raku, naked raku, fuming in saggars and foil, and horse-hair raku. They are contributing authors to the book "Naked Raku and Related Bare Clay Techniques", and have been published in a variety of Ceramic Art books and magazines. They teach raku and alternative firing workshops around the country.



FROM THE GROUND UP: BEGINNING WHEEL THROWING

Tyler Gulden

During this 4-day workshop you will be guided through the fundamentals of using the potters' wheel to create a variety of functional pieces. Demonstrations and hands-on practice will give you confidence with wedging, centering, thinning walls, giving form/volume and trimming. "Tricks" for throwing and trimming, such as tap-centering, will be introduced to help you be efficient, productive and successful with your time in the studio. Using examples of finished pieces we will discuss technical and design issues, solutions and inspirations. Throughout the course of the workshop we will discuss clay types, glaze and surface treatments and firing methods. (Please note that no glaze firing occurs in this class.)



AUG 1- 4

MON – THURS

9AM - 2PM

4 SESSIONS

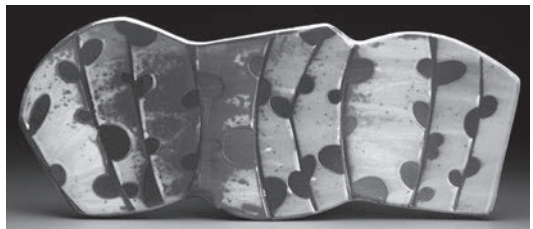
\$435

Tyler Gulden has been a studio potter for 20 years. A recovering director of a non-profit artist residency program in Maine, Tyler returned full time to his studio practice in 2012. In addition to his studio practice, Tyler builds kilns and teaches. He has conducted workshops, lectures and demonstrations at art centers and schools around New England.

INSPIRED TABLETOP: FOOD, FORM, AND FUNCTION

Robbie Heidinger

Students will learn hand-building techniques with an emphasis on experimentation and personal exploration. We will construct functional tabletop vessels like cups, vases, pitchers and platters. Demonstrations of pattern making and the creation of textures along with discussions of weight, scale, and proportion will be an important part of our week. Color placement of slips and simple mono-printing will also be covered. Design principles aligned with your personal sources of inspiration will help to enliven your shapes and take them to places you never expected. Come with your sketchbooks filled with ideas about food, form, and function. All skill levels are welcome.



AUG 8 – 12

MON – FRI

9AM – 1PM

5 SESSIONS

\$435

Robbie Heidinger began her artistic career as a painter and textile designer in New York City. She holds an MFA degree in Ceramics from The Rhode Island School of Design. In 2009 she received the Massachusetts Artist Fellowship in Crafts and has work in numerous collections around the US. She has taught at RISD, University of CT, and The Worcester Center for Crafts. For the last 10 years she has worked out of her Westhampton, MA, studio focusing on organic modernist vessels.

CERAMICS

AUG 10
THURSDAY
2PM - 5PM
1 SESSION
\$100

TRY IT! WHEEL THROWING

Caitlin Nesbit Rhea

Always wanted to make something in the clay studio? This is your chance to get your hands dirty! Bring a date, a friend or just yourself over to Castle Hill for a one-time 3-hour clay class. In this class you will learn pottery basics on the wheel, add colors and a few days later your piece will be out of the kiln and ready to go home with you!



Caitlin Nesbit Rhea was born and raised on Cape Cod. Over the past decade, she has taught a variety classes for all ages and abilities. In 2011, she completed her MFA in Sculpture at the Massachusetts College of Art and Design in Boston. Caitlin is an adjunct professor at Pensacola State University. This will be Caitlin's tenth summer working as a Ceramics Studio Manager and teaching workshops at Castle Hill. To see Caitlin's artwork, please visit her website: www.caitlinnesbitsite.com

AUG 15 - 19
MON - FRI
9AM - 1PM
5 SESSIONS
\$435

CERAMIC SURFACE DESIGN

Washington Ledesma

In this workshop participants will learn about the techniques and the art of using clay as a two or three dimensional canvas for their own expression. This course is for beginners, as well as advanced students. We will learn about and choose different ways in which to ready our own canvas. Then we will experiment with the variety of techniques available to finish our pieces as an expression of our own art.



Washington Ledesma grew up in Uruguay, visiting his uncle's farm, where he loved the tactile sensation of playing with mud and with clay. His love of clay has deepened as he learned new techniques of shaping, forming, and allowing clay to fire his imagination, producing ever more creative products as he experiments with all aspects of being a potter. Teaching allows Washington to pass on the ancient tradition of using earth to create.

AUGUST WOOD FIRING

Brian Taylor

Come experience the excitement, camaraderie and beautiful results of wood firing in Castle Hill's wood kiln! You'll help stoke the kiln all the way to 2300 degrees, using only wood as a fuel source, all the while creating colorful flashing and ash deposits on your pieces. Students will participate in all aspects of the firing. Bring your bisque pieces of various sizes (4 cubic feet or about 30 pots) to glaze and fire. All bisque-ware must be [^]10 clay. We will glaze and load all day Sunday and fire the kiln from Monday morning into Tuesday night. The exciting unload will be on Friday morning. Contact the Ceramics Managers if you have any questions about suitable clay bodies, slips and glazes that will take full advantage of the results possible with the wood firing process.

*Brian Taylor has been practicing ceramics for the past 18 years. He received his Masters of Fine Arts Degree from Alfred University and his Bachelors of Fine Arts from Utah State University. His work is exhibited nationally, and he recently co-authored the book *Glaze: The Ultimate Ceramic Artists Guide to Glaze and Color*. He has fired and helped construct numerous kilns throughout his career, including a train-style kiln at USU designed by his professor, John Neely. Brian is the Ceramic Program Manager at Castle Hill and has had the pleasure of firing the train kiln there with great results!*



AUG 21, 22, 23
SUN – TUES
START SUN
AT 9AM
UNLOAD FRIDAY
AT 9AM
AT HIGHLAND
CENTER
\$360

THE COLOR OF FIRE: SAGGAR FIRE WORKSHOP

Judy Motzkin

Discover the exciting serendipity of “flame-painting”--capturing effects of smoke and fire in clay. Experiment with fire in open air and using saggars (clay containers) in a gas kiln. We will form pieces and saggars, burnish and apply terra-sigillata (earth seal). Learn how to prepare combustibles and minerals. Find out how to use them for best effects as we explore earth and fire elements along the spectrum of primitive to contemporary alternative firing methods. We will set up circumstances, appropriate to the work at hand, to encourage accidents of fire that echo the random beauty of nature and learn from the results. All levels.

*Judith Motzkin works in Cambridge and Wellfleet. Her “flame-painted” vessels are in the collections of the Fuller Craft Museum, Boston MFA, Crocker Art Museum, Danforth Museum, and Jingdezhen Ceramics Museum and are featured on the covers of *500 Bowls*, *Best of Pottery* and *Ceramics Monthly*. Motzkin has taught at Harvard, MIT, MassArt and Jingdezhen. She was founding director of CAOS open studios Cambridge. Recent work includes installation and mixed-media.*



AUG 22 – 26
MON – FRI
9AM – 1PM
5 SESSIONS
\$435

AUG 29 – SEPT 2
 MON – FRI
 9AM – 1PM
 5 SESSION
 \$435

PLANES, FORM, AND DECORATION

Sarah Heimann

Get ready to explore pattern and drawing on clay! We will start with tiles, experimenting with slips, shallow relief carving, and appliqué. We'll look at lots of images, take risks, and have fun. We will try out various strategies for wrapping image and pattern around simple forms. Students are invited to bring images that inspire or intrigue.

They should bring any mark-making tools they own, and a readiness to experiment. Sarah will bring a number of tools for students to share and try. Beginners and advanced students are welcome.

Sarah Heimann is a studio artist in Lebanon, NH. She is an instructor at Dartmouth's Davidson Ceramic Studio. Her work has been published in Lark's 500 Cups, 500 Vases, 500 Teapots, Studio Potter magazine, and Surfaces, Glazes, and Firing by Angelica Pozo. Awards have included a 2014 McKnight Artist Residency, Jerome Artist Project

Grant, and a McKnight Artist Fellowship. She has an MFA in Ceramics, from University of Minnesota, Twin Cities.



SEPT 5 & 6
 SEPT 8 & 9
 MON – TUES:
 9AM – 12PM
 THURS – FRI:
 9AM – 4PM
 4 SESSIONS
 \$435

HANDBUILDING AND RAKU FIRING

Jim Brunelle

By building a personal vessel or small figurative sculpture using a variety of hand-building techniques, you will explore the many wonders of form and surface. Students of all levels of experience (beginners welcome) may take this further by building a pedestal that displays the vessel/sculpture. Students will complete an archival object that marks their time and presence with their piece, and then experience and witness its Raku firing. The class will build with clay and other materials for two days, take a one-day break while the pieces dry for bisque firing, and return to Castle Hill for glazing and firing on the final two days.

Jim Brunelle returns to Castle Hill from Hartford, CT, bringing his teaching and hands-on techniques to a variety of interest levels. He has a wide range of experience in working with clay, including wheel throwing, pinching, sculpting, and primarily Raku firing. His works bear evidence of his recent discoveries using the kilns at Castle Hill. Among these are salt reduction and oxidation firings.



Fall Clay Intensive: REBECCA HUTCHINSON

HANDBUILDING PAPER CLAY: DEVELOPING PERSONAL FORM

SEPT 12 – 16
MON – FRI
9AM – 3PM
5 SESSIONS
\$500

In this workshop we will explore hand-building skills, personal form development, and the use of paper clay. Demonstrations will include clay preparation, building techniques, surface and color, firing and non-firing options; all to achieve qualities of translucency, weightlessness and building ease. Participants will be encouraged to develop individual ideas and conceptual directions exploring the rigor of personal development and one's individual voice. The workshop will be balanced between demo watching and studio construction time. All skill levels welcome.

Rebecca Hutchinson is a ceramic installation artist and Professor of Ceramics at the University of Massachusetts Dartmouth. Her site specific works have been influenced by observation of place, specifically looking at environmental concerns. She has used and taught paper clay for the past fifteen years, has shown nationally and internationally, and has been awarded a Pollock Krasner Grant, Puffin Foundation Grant, Virginia Artist Fellowship, and Society of Arts and Crafts Artist of the Year award.



THROWING BY THE GALLON: AMERICAN CROCKERY FORMS

Guy Wolff

SEPT 24 - 25
SAT - SUN
10AM – 4PM
2 SESSIONS
\$325

This class will be a conversation on traditional throwing and how its structural laws relate to you at the wheel. This will be a class open to all interested in the wheel and will be a one-on-one response to giving traditional directions to your throwing. We will learn how to move clay under compression and the use of ribs, as well as working larger and clay joinery.



Guy Wolff is a potter trained in Britain and America and has been making pottery since 1966. His life's work has been a study of how clay moves. His pots are at Monticello, Mt Vernon, the White House, Winterthur Museum, the Mingai Kon Tokyo, Gardner Museum and The Cloisters at the Metropolitan Museum of Art. He has also been a frequent guest on Martha Stewart.

* POTTERY SALE
OF GUY WOLFF
FLOWER POTS
ON JUNE 11TH!

CERAMICS

OCT 8, 9, 10

SAT – MON

START SAT

AT 9AM

UNLOAD FRIDAY

AT 9AM

AT HIGHLAND

CENTER

\$360

COLUMBUS DAY WOOD FIRING

Brian Taylor

Come experience the excitement, camaraderie and beautiful results of wood firing in Castle Hill's wood kiln! You'll help stoke the kiln all the way to 2300 degrees, using only wood as a fuel source, all the while creating colorful flashing and ash deposits on your pieces. Students will participate in all aspects of the firing. Bring your bisque pieces of various sizes (4 cubic feet or about 30 pots) to glaze and fire. All bisque-ware must be ≤ 10 clay. We will glaze and load all day Saturday and fire the kiln from Sunday morning into Tuesday night. The exciting unload will be on Friday morning. Contact the Ceramics

Managers if you have any questions about suitable clay bodies, slips and glazes that will take full advantage of the results possible with the wood firing process.



*Brian Taylor has been practicing ceramics for the past 18 years. He received his Masters of Fine Arts Degree from Alfred University and his Bachelors of Fine Arts from Utah State University. His work is exhibited nationally, and he recently co-authored the book *Glaze: The Ultimate Ceramic Artists Guide to Glaze and Color*. He has fired and helped construct numerous kilns throughout his career, including a train-style kiln at USU designed by his professor, John Neely. Brian is the Ceramic Program Manager at Castle Hill and has had the pleasure of firing the train kiln there with great results!*

HIGH FIRE GLAZE FIRINGS

Ceramics Manager

Ongoing throughout the summer.

Did you take an amazing class and leave with new friends, boundless inspiration and bisque-ware? Contact the Ceramics Managers to schedule a time to get your things glazed. (The kiln will be fired as often as possible once there is enough glazed work to fill it.)
Fee: \$25 per cubic foot of kiln space.

SALT FIRINGS

Ceramics Manager

Ongoing throughout the summer.

The Castle Hill Salt Kiln is turning out amazing fired results! Salt firing is the process of introducing salt into the kiln that reacts with the materials in the clay and glazes to form intriguing and dynamic surfaces. Contact the Ceramics Managers to schedule a time to get your things glazed and wadded and if you have any questions about clay bodies, slips and glazes that will take full advantage of the salt firing process. (The kiln will be fired as often as possible once there is enough glazed work to fill it.)
Fee: \$30 per cubic foot of kiln space.

WEDNESDAY CLAY I & II (FALL)**Brian Taylor**

Wednesday Clay is an exciting session that is designed to expose students to both wheel throwing and handbuilding techniques based around pottery making. Demonstrations will vary between handbuilding and wheel throwing depending on class dynamic and interest. Classes are held on Wednesdays from 9am - 12pm. All classes include two free open-studio days between Monday - Friday, 10am - 4pm.

Brian Taylor utilizes a broad range of making techniques for his colorful functional pottery. He has been a resident artist, taught classes, and worked for many art centers and universities across the country. He is currently the Ceramics Program Manager at Castle Hill. His work is exhibited nationally and he recently co-authored the book: *Glaze: The Ultimate Ceramic Artist's Guide to Glaze and Color*. He received his Masters of Fine Art Degree in 2010 from Alfred University and his Bachelor of Fine Arts from Utah State University in 2006.



SEPT 21, 28

OCT 5, 12, 19, 26

9AM - 12PM

6 SESSIONS

\$285

NOV 2, 9, 16, 30

DEC 7, 14

9AM - 12PM

6 SESSIONS

\$285

EXPERIENCE THE ART OF RAKU**Lois Hirshberg**

If you have ever wanted to try your hand at Raku now is your chance. A spectacular firing technique based on an ancient Japanese practice! Unlike most ceramic firing processes Raku is a very fast process. Red hot pieces are removed from the kiln and smothered with sawdust and newspaper in pits to create flashes of color and crackle in the glazes.

In this four-week workshop, students will create hand-built projects using slab construction or whatever other techniques they know. On the final day, students will glaze their pieces and participate in a Western Raku Firing. Horse Hair and Naked Raku will also be included.

Ms. Hirshberg holds a B.A. from New York University, an M. Ed in Mental Health Counseling from Northeastern University, and an M.A. in Art Therapy from Lesley University. Her art training includes Mudflat Pottery, Radcliff Pottery, Penland School of Crafts, and Bezalel Academy of Arts and Design in Jerusalem. She has also studied in Japan with Parsons School of Design. She has shown her work at galleries and museums nationally and internationally for more than 35 years.



OCT 4, 11, 18

10AM - 1PM

OCT 25

10AM - 4PM

4 SESSIONS

\$300

WRITING



Give yourself the gift of time to focus on your writing skills at Castle Hill this summer. Award-winning writers bring their depth of experience and provide guidance to enhance and help develop your writing skills through thought-provoking, inventive workshops. Whether you're interested in poetry, play-writing, screenplays, prose, memoir, fiction, non-fiction, or getting your work published - there are writing workshops for everyone!

WRITING WORKSHOPS

PLAY IN PRACTICE
Brenda Withers.....77

SOURCES FOR POEMS
Peter Campion.....77

WRITING FICTION
Ann Hood.....78

PLAYWRITING
Wendy Kesselman.....78

THE NEWS FROM POEMS
Jabari Asim.....79

**THE CRAFT OF FICTION:
MAPS & TERRITORIES**
Indira Ganesan.....79

YOU TOO CAN PLOT
Kim McLarin.....80

SCREENWRITING
John G. Ives.....80

**GETTING YOUR WRITING
OUT THERE**
David Unger.....81

PERSONAL ESSAY
Anne Bernays.....81

POETRY TOOLBOX
Lorna Blake.....82

**THE PAGE WAITS:
A WORKSHOP FOR WRITERS
IN THE MAKING**
Judy Huge.....82

**DEEPER WATERS:
A RETREAT FOR MORE
SEASONED WRITERS**
Judy Huge.....83

LIVES INTO WORDS
Robert Marshall.....83

OPENING THE POEM
Mark Doty.....84

PLAY IN PRACTICE

Brenda Withers

JUNE 20 – 24
 MON – FRI
 9AM – 12PM
 5 SESSIONS
 \$435

Open to both novice and more seasoned writers, this workshop is designed to expand participants' theatrical vocabulary and deepen their concept of play. Experiments in structure, genre, dialogue, and editing will offer students practical tools to help unlock creative impulse, shed inhibition, and find their authentic voice. Techniques for analyzing, refining, and expanding text will be applied to material generated during in-class exercises, at-home assignments, or previous projects. Fundamentals will be reinforced and delight in creation encouraged.

Brenda Withers is a playwright, actor, and founding member of the Harbor Stage Company in Wellfleet. Her plays (*Matt & Ben*, *The Ding Dongs*, *Northside Hollow*) have been produced Off-Broadway and around the country at places like Harbor Stage Company, PS 122, Central Square Theater, and Amphibian Stage Productions for whom she recently completed an adaptation of *Don Quixote*. She was a 2014-15 New Georges Audrey Resident and studied drama and religion at Dartmouth.



SOURCES FOR POEMS

Peter Campion

JUNE 27 – JULY 1
 MON - FRI
 2PM – 4PM
 5 SESSIONS
 \$370

The goal of the class will be to find new sources for our poems. What inspires us to write? How can we cultivate these energies while discovering new opportunities for our writing? In discussion and workshop, in the spirit of collegial encouragement, we'll address these big questions, as we attend to specific formal features such as line, sentence, tone, and image. Poets at all levels are welcome. You may bring poems you've already written; we'll also look at work written during the week of our class.

Peter Campion is the author of three collections of poems: *Other People* (2005), *The Lions* (2009), and *El Dorado* (2013). His work appears in *Art News*, *The Boston Globe*, *Harvard Review*, *Modern Painters*, *Poetry*, *The New Republic*, *The New York Times*, *Slate*, and elsewhere. His awards include the Pushcart Prize, the Larry Levis Award, the Guggenheim Fellowship, and the Joseph Brodsky Rome Prize. Campion directs the Creative Writing Program at the University of Minnesota.



WRITING

JULY 5 – 8

TUES – FRI

9:30AM – 12PM

4 SESSIONS

\$370

WRITING FICTION

Ann Hood

Flannery O'Connor said: "I write to discover what I know." In this class we will do just that through fiction writing exercises, readings and discussions. Please come ready to write and to share the wonderful world of fiction.



Ann Hood is the author of the bestselling novels *The Knitting Circle* and *The Obituary Writer*, and the memoir *Comfort: A Journey through Grief*, which was named one of the top ten non-fiction books of 2008 and was a NYT Editor's Choice. Her new novel, *The Book That Matters Most*, will be published in summer 2016.

JULY 5 – 7

TUES – THURS

2PM – 4PM

3 SESSIONS

\$270

PLAYWRITING WORKSHOP

Wendy Kesselman

This workshop for both experienced and novice playwrights will enable participants to hear their plays aloud and benefit from immediate response in a professional setting. Students should bring 10 copies of the same piece to class.



Wendy Kesselman's new adaptation of *The Diary of Anne Frank*, produced on Broadway, received a Tony Nomination. Her plays include *My Sister in This House*; *The Executioner's Daughter*; *The Notebook*; *The Foggy Foggy Dew*; *The Last Bridge*; *Maggie Magalita*; *The Shell Collection*; *Merry-Go-Round*; *The Graduation of Grace*; *Spit*; *The Butcher's Daughter* and *My Sister In This House*, A Re-imagined Version (for DeafWest Theatre).

Leslie Gillette Jackson Chair in Visual Arts & Writing 2016: JABARI ASIM

JULY 11 – 15
 MON – FRI
 9AM – 12PM
 5 SESSIONS
 \$435

THE NEWS FROM POEMS

News reports can shape the narrative so much that they risk limiting or distorting our view of world events. Poetry can help us expand our vision, our understanding, and perhaps our empathy for issues unfolding around us. We'll read topical poems, some of them reflective of current events, while writing poems that respond to headlines, articles and news images. Open to poets at any level of experience. Advance submissions welcome but not required.

Jabari Asim's fourteen books include a forthcoming book of poetry, Sing It Like a God. His poems have been widely anthologized, as well as published in Painted Bride Quarterly, American Poetry Review and other journals. His awards and honors include a Guggenheim Fellowship in 2009. He is an associate professor and director of the MFA program in creative writing at Emerson College.



THE CRAFT OF FICTION: MAPS AND TERRITORIES

Indira Ganesan

JULY 18 – 22
 MON - FRI
 9AM – 12PM
 5 SESSIONS
 \$435

In this course, we examine how to create believable worlds for our stories. Culling memory and imagination, we will draw maps, literal and metaphorical, for our characters to walk, and open doors to possibility. It might be a kitchen from childhood, an alley created from three places you have lived and one you have not or a highway. Using short exercises, we will write setting. In the process we will learn to use detail, and edit excess so that our places become not only believable but inviting. Encouraging the reader to claim the space as one to linger in and explore, then becomes a way for us to build our story.

Indira Ganesan has written three novels, The Journey, Inheritance, and As Sweet as Honey. She has held fellowships from the Paden Institute for Writers of Color, the Mary Ingraham Bunting Institute at Radcliffe College, and the Fine Arts Work Center in Provincetown in addition to the W.K. Rose Fellowship. Her essays and short fiction have appeared in Antaeus, Black Renaissance, and Half and Half: Writers on Biracialism & Biculturalism.



WRITING

JULY 25 - 29
MON – FRI
9AM – 12PM
5 SESSIONS
\$435

YOU TOO CAN PLOT

Kim McLarin

Contemporary fiction is often long on character and short on plot. Knowing how to create a compelling, well-organized plot gives, both long and short fiction, a sense of profluence and coherence. This course will examine the hows and whys of plot and narrative structure, including subplots, classic plots, episodic plots and alternative story structures.



Kim McLarin is the author of the novels *Taming It Down*, *Meeting of The Waters* and *Jump At The Sun* and the memoir *Divorce Dog: Men, Motherhood and Midlife*. She is a former staff writer for *The New York Times* and *The Philadelphia Inquirer* and her nonfiction has appeared in *The New York Times*, *Glamour*, *The Washington Post*, *The Root*, *Slate.Com* and other publications. She is an associate professor at Emerson College.

JULY 25 – 29
MON – FRI
1PM – 4PM
5 SESSIONS
\$435

SCREENWRITING WORKSHOP

John Ives

This screenwriting workshop will encompass three integrated themes. We will look at the importance of story and its structure. Second, each student will create a twenty page mini-script, to be discussed by the class in terms of concept, story, and execution. And thirdly, we will explore the basics of the screenwriting business. Students will prepare a pitch and present it to the group on last day of the class

John G. Ives has been in the film and TV industries for over 35 years, as a lawyer, head of two film companies, and in distribution, production, and exhibition. He is currently an entertainment attorney with film, television, animation and publishing clients in New York, Los Angeles, Chicago, New England, Canada and the UK. He is also a published writer.



GETTING YOUR WRITING OUT THERE

David Unger

Writing poems, short stories and novels is difficult enough, but the “scut” work starts when you begin conceptualizing how and where to publish. In this 3-hour workshop we will discuss: preparing your manuscript for submission, drafting query letters and getting your writing to an agent or publisher. We’ll consider which magazines/publishers, digital or otherwise, might be best for your work; how long to wait for a reply; when a second, follow up letter/e-mail should go out; and whether to self-publish. How to network by attending national (AWP, Miami Book Fair) or regional festivals, conferences and readings. And once your work is published, how to build a reviewer’s list and be invited to book fairs.

David Unger was awarded Guatemala’s National Literature Prize for Lifetime Achievement in 2014. He is the author of The Mastermind (Akashic, Books, 2016), The Price of Escape (Akashic Books, 2011) and Life in the Damn Tropics (Wisconsin University Press, 2004). Five of his novels have been translated into Spanish, his native language, and he has translated fourteen books including novels, poetry collections and children’s books. His short stories and essays have appeared in Puertos Abiertos, Make Magazine, Guernica Magazine, Letras Libres, Caratula.net, KGBBarLit and Playboy Mexico. He has been a featured writer in book festivals in San Juan, Miami, Bogotá, Lima, La Paz and Guadalajara and teaches at the City College of New York.



AUG 2
TUESDAY
9AM - 12PM
1 SESSION
\$75

PERSONAL ESSAY

Anne Bernays

Personal essay is a blend of memoir and story. In this class we’ll focus on the essay 800 to 1000 words in length. These essays typically concern one event or incident that results in a new insight. The trick is to stay on point while delivering an emotional impact and suggesting a cultural context. Sound hard? It is. But it’s very rewarding to get it right.

Anne Bernays’ tenth novel, The Man on the Third Floor, has just been published. She is co-author of What If? Writing Exercises for Fiction Writers, and Back Then, a memoir with Justin Kaplan. Anne teaches at Harvard’s Nieman Foundation. She has published scores of essays, book reviews, and travel pieces. Anne is the Fiction Editor of the new on-line magazine, “Pangyrus.”



AUGUST 1 - 4
MON – THURS
2PM – 4PM
4 SESSIONS
\$320

WRITING

AUG 8 – 12
MON – FRI
10AM – 12PM
5 SESSIONS
\$370

POETRY TOOLBOX

Lorna Blake

This poetry workshop is designed to generate new work and to hone revision skills. We will begin each day with a focus on craft and prosody through a close reading of published poems, classic and contemporary. We will explore a variety of possibilities and techniques, work on revision strategies, and follow the leads of some touchstones for reading. “Poetry toolboxes” will address various topics: phrasing and the line, metaphor and metonymy, point of view, form and music, narrative and story, collage and image, among others. The workshop will also include coaching for the submission process by offering practical tips, resources and camaraderie.



Lorna Knowles Blake was born in Havana, Cuba and spent her childhood in Argentina, Uruguay, Venezuela and Puerto Rico before coming to the United States for college. Her collection of poems, Permanent Address, won the Richard Snyder Memorial Award from Ashland University Press. Work from a new collection has appeared or is forthcoming in The Cortland Review, Literary Imagination, Tampa Review and the Hudson Review. She has been the recipient of a residency from the Virginia Center for the Creative Arts and a Walter Dakin Fellowship at the Sewanee Writers Conference. She serves on the editorial board at the journal Barrow Street and currently teaches creative writing in Brewster, and at the Walker Percy Writing Institute at Loyola University in New Orleans. She feels fortunate to divide her time between two beautiful coasts in New England and New Orleans.

AUG 15 -19
MON – FRI
10AM – 12PM
5 SESSIONS
\$370

THE PAGE WAITS: A WORKSHOP FOR WRITERS IN THE MAKING

Judy Huge

Margaret Atwood has written, “The page waits, pretending to be blank.” This workshop is for those who have always intended to write their own story but have yet to discover the way in or clear the time to follow where it leads.



In truth, finding our stories can be an act of excavation; they hide. In the back of a closet, in the cracks on a coffee mug, in the creases of a catcher’s mitt, they wait to be re-discovered and brought back to life on the page. Working with material from your own life, we will explore a wide variety of ways to start and structure your stories, using the tools of narration and reflection to build better bridges between yourself, your reader, and the world outside your door. Join us. The page waits.

See Judy Huge’s bio page 83.

**DEEPER WATERS:
A RETREAT FOR MORE SEASONED WRITERS**

Judy Huge

AUG 24 - 26
WED - FRI
9AM - 12PM
3 SESSIONS
\$320

This intensive three-morning workshop is designed especially for those writers who have weathered Castle Hill's writing workshops "The Page Waits" and/or "Food for Thought." It is intended for those seek to take their writing to a deeper, more polished level.

Highly personal, this workshop is crafted close to the bone of your own writing and the way you go about it. It is hoped by the end you will have honed your own editor's ear, put your internal critics back in the closet, and crafted a process that increases the chance that your writing will more consistently make it into the light of day.

Judy Huge has spent over 30 years developing innovative approaches to both learning and writing. First, as founder and director of Goucher (College) Teachers' Institute, a graduate program focused on the teaching of writing, then as president of her own national consulting firm, she has helped thousands use writing more effectively in managing their own work, lives, and transitions. While teaching college at both graduate and undergraduate levels, she wrote a monthly business column and frequent travel essays for Gannett newspapers. For years a workshop director at summer conferences held at Skidmore, Brown, Yale, Smith and Castle Hill, she is co-author of 101 Ways You Can Help, A Guide for Grief, as well as A Middle Aged Woman and the Sea, a tale of loss and transition published in the anthology Women in the Wild.



LIVES INTO WORDS

Robert Marshall

AUG 29 - SEPT 2
MON - FRI
9AM - 12PM
5 SESSIONS
\$435

We will explore the ways in which writers transform our lives into words. We'll address the risks we take risks when we expose truths about ourselves and others, and the strategies we can employ when traversing this tricky territory. In the workshop, open to fiction writers, memoirists, and those who aren't sure where they fall, we will pay special attention to the territory in which these two genres overlap. We'll explore the use of visual imagery, including photography, in various modes of story-telling. Although the focus of the workshop will be on work already in progress, we will spend time on exercises and experiments that may help take us somewhere new. Please bring up to ten double spaced pages of work in progress to share with the group. Also, bring ten "snapshots" that carry personal significance.

Robert Marshall's novel, A Separate Reality, was published by Carroll & Graf in 2006. His fiction, non-fiction and poetry have appeared in Salon, The Michigan Quarterly Review, Foliated Oak, Diverse Voices Quarterly, Event, Eclectica and many other publications. He is the recipient of fellowships from MacDowell, Yaddo and the New York Foundation for the Arts. A visual artist as well as a writer, he has exhibited widely in both Europe and the United States. He has taught at the International Center of Photography and the Educational Alliance in New York City. He is currently at work on a two-volume biography of Carlos Castaneda.



WRITING

SEPT 12 – 16
MON – FRI
1PM – 4PM
5 SESSIONS
\$575

OPENING THE POEM

Mark Doty

This is a workshop group for poets who'd like to take their work further -- inviting complexity, courting the difficult, unsettling the known. We'll read provocative contemporary poems and pursue a related sequence of writing exercises in order to practice opening poems to new depths. Open to poets at any level of experience; all you need are writing implements, good spirits and a little nerve.



Mark Doty is the author of nine books of poems, including Fire to Fire: New and Selected Poems, which won the National Book Award for poetry in 2008, and Deep Lane, a new collection published by W.W. Norton in 2015. He's also the author of five books of nonfiction prose, most recently The Art of Description: World into Word, a handbook for writers. He lives in New York City and is Distinguished Professor at Rutgers University.

MARK DOTY POETRY READING

THURS, SEPTEMBER 15 AT 6PM

SPECIAL CULINARY WORKSHOP

THE ART OF FERMENTATION SANDOR KATZ

Come learn how simple it is to make your own kraut, kimchi, and other fermented delicacies. Learn about the healing qualities and nutritional importance of live-culture ferments, as well as their illustrious history and integral role in human cultural evolution. Empower yourself with simple techniques for fermenting these healthful foods in your home. Be part of the fermentation revival!

Sandor Katz is a fermentation revivalist. His books Wild Fermentation (2003) and The Art of Fermentation (2012), along with hundreds of fermentation workshops he has taught around the world, have helped to catalyze a broad revival of the fermentation arts. A self-taught experimentalist who lives in rural Tennessee, the New York Times calls him "one of the unlikely rock stars of the American food scene". The Art of Fermentation received a James Beard award, and Sandor was honored with the Craig Claiborne Lifetime Achievement Award from the Southern Foodways Alliance in 2014. For more information, check out Sandor's website www.wildfermentation.com.



AUGUST 17
WEDNESDAY
9AM – 12PM
1 SESSION
\$125

SANDOR KATZ LECTURE TUES, AUGUST 16 AT 6PM - SEE EVENTS P.6

GIANT PUPPET & CIRCUS WORKSHOP Bread & Puppet Theater

See Course Description and Bios on Page 63.

AUG 23 - 27
TUES - FRI
4 SESSIONS
\$450

COMMUNITY DANCE WORKSHOP Marta Renzi

Don't miss this transformative artistic experience!

One of the challenges I enjoy most with communities new to me is to make movement that suits each individual, as well as structures where everyone can enjoy moving in chorus. On the first day, I scavenge for special skills and interests among the participants that help me create "characters" based on the actual people in the room.

Partnering is important to me - from simple hand-shakes and allemandes to whatever we can manage, depending always on the comfort and capabilities of each particular duo or group. Each session will include a little warm-up, a chance to learn set material, some time to improvise, developing gestures and phrases that can be shared among the group. As for the overall composition, my method is usually to create a series of "patches" right from the first rehearsal, so that by the end we have a collection that can be quilted together to form a whole.

Marta Renzi has made more than 75 dances for her Project Company, as well as creating work for groups across the U.S. and abroad, including the Wagon Train Project in Nebraska, Balletteatro in Portugal - and Ben & Jerry's dancing ice cream flavors.

Her site-specific pieces in locations such as the Guggenheim Museum, Union Station and the Staten Island Ferry, led naturally to her work in video and film. In 1981 YOU LITTLE WILD HEART, to music by Bruce Springsteen, was Marta's first half-hour for television, followed by MOUNTAINVIEW, made in 1989 in collaboration with independent filmmaker John Sayles. Since 2005 she has self-produced over two dozen short videodances, which have shown at film festivals nationally and internationally. As part of a continuing commitment to making dance accessible to a wide audience, she helped inaugurate the "Inside/Out" program of public performances at the Jacob's Pillow Dance Festival, and her Project Company makes frequent appearances for free outdoors in public spaces.

OCT 17 - 22
MON - THURS
10AM - 1PM
FRI - SAT
EVENING
PERFORMANCES
AT 7:30PM
6 SESSIONS
\$435



KIDS SUMMER PROGRAM

Castle Hill's Kids Summer Program runs for seven weeks and offers a variety of fun workshops that will build your child's artistic and imaginative skills under the guidance of our accomplished faculty members. Discounts apply when registering two or more children for the same class.

All Kids Classes are designed for children ages 6 to 11 years old, and they run from 2PM - 4PM, Mondays to Wednesdays (except for July 4th week.). Material Fees may apply. Older children may enroll in Adult Workshops with the permission of faculty.

\$225 each workshop

Family Discount: Sign up two or more children and receive a 20% discount off the workshop price.

KIDS CLASSES

TREASURE HUNT Edin Cook.....86	PAINTING & DRAWING FOR KIDS Lisa Fox.....88	KIDS FELTING Janice Redman.....89
KIDS CLAY I: BEADS & JEWELRY MAKING Caitlin Nesbit Rhea.....87	KIDS CLAY II: BEADS & JEWELRY MAKING Caitlin Nesbit Rhea.....88	BANJO BEACH Bobaloo Basey.....89
KIDS PRINTMAKING Vicky Tomayko.....87		

JULY 5 - 7
TUES - THURS
2PM - 4PM
3 SESSIONS
\$225

TREASURE HUNT **Edin Cook**

Being an artist is all about seeing. Sometimes we don't notice what is hidden in plain sight. Students will begin this class with a treasure hunt and end with a completed book, map, and/or treasure box. This three-day course offers an opportunity for students to engage with their Cape Cod landscapes through the act of finding and collecting. Students will learn bookmaking skills and get the opportunity to print, draw, and write. This course is a fun and specific way to interact with the summer landscape.



Edin Cook recently received her BFA in Art Education at the School of the Art Institute of Chicago. She recently completed her student teaching training at Jones College Prep and Alcott Elementary. Edin is a practicing artist with an emphasis in collage, bookmaking, performance, and video art. She has spent every summer in Truro throughout her life and has even attended children's art classes at Castle Hill. She's thrilled to be returning again this year as an instructor.

KID CLAY: BEADS AND JEWELRY MAKING

Caitlin Nesbit Rhea

If you are between the ages of 6 - 11 and want to learn more about making jewelry that reflects your personality, this workshop is for you! We will start by making beads and pendants, and then we'll make necklaces and bracelets together. Clay firing is included, and there is a \$20 materials fee to cover jewelry making supplies. You'll leave this workshop with beautiful, wearable jewelry!

JULY 11 - 13

MON - WED

2PM - 4PM

3 SESSIONS

\$225

+ \$20

MATERIALS FEE

Caitlin Nesbit Rhea was born and raised on Cape Cod. Over the past decade, she has taught a variety classes for all ages and abilities. In 2011, she completed her MFA in Sculpture at the Massachusetts College of Art and Design in Boston. Caitlin is an adjunct professor at Pensacola State University. This will be Caitlin's tenth summer working as a Ceramics Studio Manager and teaching workshops at Castle Hill. www.caitlennesbitsite.com



KIDS PRINTMAKING

Vicky Tomayko

Explore your own ideas and have fun learning a variety of printmaking methods including monotype (one-of-a-kind prints), simple etching, stencil, and relief prints. We will be using non-toxic water based inks, and professional printing presses and equipment. Experimentation is part of the excitement of printmaking. You'll be amazed how many works you can produce and how varied they can be.

JULY 18 - 20

MON - WED

2PM - 4PM

3 SESSIONS

\$225

Vicky Tomayko is an artist and printmaker who lives and works in Truro. Tomayko teaches at Cape Cod Community College and at arts organizations including Castle Hill Center for the Arts, Provincetown Art Association and Museum, and the Fine Arts Work Center where she was a fellow. She received an MFA in printmaking from Western Michigan University and is the recipient of two Ford Foundation Grants. Her work has been included in exhibitions in New York, Boston, Miami, Los Angeles, Venice, Istanbul, Basel, and Melbourne. She is represented by the Schoolhouse Gallery in Provincetown. Her work is shown at the Schoolhouse. www.vickytomayko.com.



KIDS CLASSES

JULY 25 – 27
MON – WED
2PM – 4PM
3 SESSIONS
\$225

PAINTING AND DRAWING FOR KIDS

Lisa Fox

Enjoy your creative side and stretch your imagination! If you wish, bring objects to add to or inspire your drawing and painting. A variety of materials will be available for you to explore and discover. Short demonstrations and techniques will be presented each day, but following your interests is emphasized.

As an art teacher in the public schools for over 38 years, Lisa Fox has enjoyed introducing children, PreK-12, to the excitement and diversity of a wide range of art mediums and related experiences. She also has taught private lessons to kids and adults. As an Audubon summer camp counselor, Lisa has been able to share her love of nature and has enjoyed working with the children's programs at the Pilgrim Monument and Provincetown Museum. Her work has been part of displays in galleries, the Cape Cod Museum of Art, and at Wellfleet Audubon.



AUG 1 - 3
MON – WED
2PM – 4PM
3 SESSIONS
\$225
+ \$20
MATERIALS FEE

KID CLAY: BEADS AND JEWELRY MAKING

Caitlin Nesbit Rhea

If you are between the ages of 6 - 11 and want to learn more about making jewelry that reflects your personality, this workshop is for you! We will start by making beads and pendants, and then we'll make necklaces and bracelets together. Clay firing is included, and there is a \$20 materials fee to cover jewelry making supplies. You'll leave this workshop with beautiful, wearable jewelry!



Caitlin Nesbit Rhea was born and raised on Cape Cod. Over the past decade, she has taught a variety of classes for all ages and abilities. In 2011, she completed her MFA in Sculpture at the Massachusetts College of Art and Design in Boston. Caitlin is an adjunct professor at Pensacola State University. This will be Caitlin's tenth summer working as a Ceramics Studio Manager and teaching workshops at Castle Hill. www.caitlinnesbitsite.com

KIDS FELTING

Janice Redman

AUG 8 - 10
MON - WED
2PM - 4PM
3 SESSIONS
\$225

When heat, moisture and pressure are applied to wool, the fibers bond together to create felt-it's like magic! Using this basic technique and learning the fundamental methods for making beads, ropes and flat pieces of felt, we will combine them to create all kinds of wonderful felt objects including jewelry, wall hangings, animals and much more. We will learn how to do both wet felting and needle felting in this class.

Janice Redman is a sculptor born in England. She received an MFA from the University of Ulster, Ireland. She has received a number of awards including Mass Cultural Council grants and a two-year Fellowship at the Fine Arts Work Center in Provincetown. She has shown at the DeCordova Sculpture museum and the American Academy of Arts and Letters in New York, among others. Her work is represented at Clark Gallery, Lincoln, MA. Her love of felting came from making toys with her young son. She led a yearlong community project to make four large felt wall hangings depicting the four seasons, made by the local children and parents, which hangs permanently in the Truro Children's Library.



BANJO BEACH WITH BOBALOO

Bobaloo Basey

AUGUST 15 - 17
MON - WED
2PM - 4PM
3 SESSIONS
\$225

Storyteller and Musician Bob (Bobaloo) Basey will teach children how to make musical instruments with recycled and found objects. We will explore stories and songs that are educational and fun! Suggested list to bring: plastic bottles or containers, wire hangers, tin cans, foil or foam plates. Instruments we will make include banjos, tambourines, rattles and drums.

Robert (Bobaloo) Basey is a Staten Island native who attended New York City public schools. He studied art history at Syracuse University, with one year abroad in Italy. Basey is a two-time recipient of the Staten Island Council of the Arts Grant and is a Staten Island Historical Society Honoree. He participates in many local and community events and was invited to perform in the Cayman Islands Gimistory Festival. Basey teaches in the New York City public school system and is a featured storyteller at New York Public Libraries.



REGISTRATION POLICIES 2016

Castle Hill does not discriminate on the basis of race, religion, national origin, disability, gender, or sexual preference in the admission of students, hiring of personnel, or in the administration of its work study, internships, or scholarship programs.

HOW TO REGISTER

Students can register online at **www.castlehill.org** or by mail, by phone or by fax (fill in the Registration Form on Page 96 if registering by mail/fax). Upon registering, a confirmation will be emailed, followed by a Materials List for your workshop/s in the mail. You will not be registered for your class until you receive confirmation from the Castle Hill office. Classes are open to students at any level of expertise unless otherwise specified in the course description. Applications are processed in the order that they are received. Reasonable accommodation for individuals with disabilities may be provided in studio classes, on request, if it is readily achievable and does not require a fundamental alteration in the nature of the program.

OUR CANCELLATION POLICY

Castle Hill reserves the right to cancel any workshop that is under-subscribed and, in such a case, guarantees a full refund of tuition paid. We make every effort to provide reasonable advance notice of workshop cancellation. If you are unable to attend your workshop for any reason and cancel your registration 30 days prior to the workshop start date, your tuition fee less 20% of total cost will be refunded. If you cancel your registration **less than thirty days** prior to the start of your class, your entire tuition payment will be forfeited.

TRANSFERS & CHANGES

A \$25 processing fee is charged for all transfers or modifications to workshop registrations. Transfers must be made thirty days before the start of the workshop registration that is being modified. We are unable to process transfers less than thirty days before the start of the class.

ACADEMIC CREDIT & PROFESSIONAL DEVELOPMENT

Castle Hill offers undergraduate academic credit through Lesley University College of Art and Design and Cape Cod Community College. Please notify the registrar at Castle Hill and your academic advisor prior to registering if you intend to request academic credit for classes taken at Castle Hill. An administrative fee of \$75 will be added to each course registration. Educators in the Commonwealth of Massachusetts may take workshops at Castle Hill for Professional Development Points. Please review your school's policy and then speak to the registrar at time of registration.

DISCOUNT PROMOTIONS

Castle Hill offers several special promotions to encourage early registration. Members receive discounts according to Membership Level (see Page 94). Discounts can be applied to registrations: online with a coupon code, by request over the phone, or onsite in the office. Please call the office if you would like to hear more about current discount promotions. Some restrictions may apply.

TRAVELING TO CASTLE HILL

Castle Hill is in Truro, Massachusetts on Cape Cod and is approximately 2.5 hours drive from Boston and 6 hours drive from NYC. It is advisable to rent a car if you are traveling by plane to Provincetown or Boston as we are located in a more rural area with limited public transportation. Taxi service is available from Provincetown Airport and the town of Provincetown. Parking is available onsite at Castle Hill. The ferry from Boston to Provincetown is a scenic way to travel to the Cape.

BY AIR

Cape Air flies from Boston's Logan International Airport direct to Provincetown Airport at Race Point. The 25-minute flight is beautiful in clear weather. Call (800) 227-3247 or (508) 771-6944 for information, or go to www.flycapeair.com.

BY BUS

Regular bus service from New York, Boston and Providence. For information, call Peter Pan Bus (508) 548-7588, www.peterpanbus.com or Plymouth & Brockton Street Railway Co. (508) 746-0378 or go to www.p-b.com.

Cape Cod Regional Transit Authority runs what is called the "flexroute" which serves Provincetown, Truro, Wellfleet, Eastham, Orleans, Brewster and Harwich. For times and more information call: 1-800-352-7155 or go to: www.capecod-transit.org/flexroute.

BY CAR

Truro is very close to the outermost tip of Cape Cod. Driving time from Provincetown is only 15 minutes; from Boston approx. 2.5 hours, from New York approx. 6 hours. We advise you to use your GPS or a maps program to guide you to 10 Meetinghouse Road, Truro and allow extra travel time before you arrive for your first workshop.

BY WATER

Bay State Cruise Company and Boston Harbor Cruises offer ferry options for travel between Boston and Provincetown. For schedules and fares please visit: www.baystatecruisecompany.com or www.bostonharborcruises.com

OUR LOCATION

ADDRESS & CONTACT INFO:

10 Meetinghouse Rd., Truro, MA 02666

Tel: 508-349-7511

Fax: 508-349-7513

Mailing Address: PO Box 756, Truro, MA 02666

email: info@castlehill.org

website: www.castlehill.org

If you have registered for a workshop please see your Welcome Letter and Materials List for more information regarding your workshop times and location. Some classes may be held offsite at our other locations, Highland Center or Edgewood Farm.

PLACES TO STAY

Castle Hill does not provide housing for students but information regarding places to stay is posted on our links page at www.castlehill.org. An informal list of possible accommodations is available on request. We encourage you to visit online vacation listings and research hotels in the area of Truro, Wellfleet, and Provincetown. Most places to stay are not within walking distance to Castle Hill so please plan accordingly. You can review the Flex bus schedules at www.theflex.org and contact local Chambers of Commerce at the numbers below.

Local Chambers of Commerce Contacts:

Cape Cod: 307 Main St., Hyannis, MA 02601 (toll free).....	(877) 332-2732
Eastham: P.O. Box 1329, Eastham, MA 02642.....	(508) 240-7211
Orleans: P.O. Box 153, Orleans, MA 02653.....	(508) 255-1386
Provincetown: P.O. Box 1017, Provincetown, MA 02657.....	(508) 487-3424
Truro: P.O. Box 26, N. Truro, MA 02652.....	(508) 487-1288
Wellfleet: P.O. Box 571, Wellfleet, MA 02667.....	(508) 349-2510

MATERIALS FEES

MATERIALS FEES: Many workshops require you to bring art supplies that will need to be purchased by you and brought to class (see your **Materials List**). In addition to tuition, materials fees may apply for some workshops that require special studio supplies. Fees are based on materials that are provided to the student for their workshop by Castle Hill or by your instructor. **Materials Fees**, if applicable, are collected before your class or on the first day of your workshop. The amount of your fee will be indicated at the time of your registration and on your Materials List. Please contact the office at 508-349-7511 for more information.

ART SUPPLY STORES: It is best to purchase most of your art supplies ahead of time to bring with you for your workshop. Many materials can be purchased at the following locations on the Cape, but there may be a more limited selection so please contact these stores for prices and availability of supplies:

Artist-Loft: 135 Bradford St, Provincetown, MA..... (508) 487-1804
(Castle Hill Students get a 5% Discount)

Conwell Lumber, 21 Conwell St, Provincetown, MA..... (508) 487-0150

Cape Cod Photo and Art: 60 Route 6A, Orleans, MA..... (508) 255-0476

SPECIAL PROGRAMS

COLLEGE & HIGH SCHOOL STUDENT INTERNSHIPS

Castle Hill offers two types of summer internships: Studio Art and Arts Administration. Interns receive hands-on experience in all aspects of the organization's operations, including assisting with classes, events, fundraisers and exhibitions. Internships are designed depending on the goals and strengths of each intern. Interns will develop skills and techniques to sustain their studio practice as well as learn about fundraising, exhibitions and events planning within the context of a non profit organization.

WORK STUDY

Work Study is for adults who have a strong desire to learn about a certain art form but who may not have the opportunity to take our classes without financial assistance. Work Study students receive credit to be applied towards the tuition of their class(es). For every 1.5 hours worked, one hour credit will be applied towards workshop tuition. Work Study awards are based on need as well as prior work experience.

VOLUNTEERS

Castle Hill welcomes Volunteers to help us reduce the costs of running our programs and events, and to sustain our vibrant year-round programming. Please speak to the Castle Hill Staff, Board Members, or Executive Director if you are interested in volunteering!

ARTIST RESIDENCIES

Castle Hill's Ceramic Artist in Residence Program provides emerging artists the time and space they need to develop their work further. Residents are provided with furnished housing, studio space in a shared studio, and an exhibition upon completion of the residency. This program takes place for three months from January to March. Castle Hill is developing a new Artist in Residency Program at our new location at Edgewood Farm. More details to follow on our website.

STUDIO CO-OPERATIVES

Castle Hill offers studio co-operatives in the off-season (September to May) and when classes are not in session. The Studio Co-op at Castle Hill offers space and access to the Ceramics, Printmaking, Painting, and Sculpture studios. Studio Co-operatives are available for beginners to experienced artists. Your Co-op membership gives you access to the studio, equipment, and limited materials associated with each studio.

For more information about internships, workstudy, volunteer opportunities, studio co-op and residency programs please visit: www.castlehill.org.

MEMBERSHIP

SUPPORT CASTLE HILL

Your membership helps build a solid base for Castle Hill. Tuition charges never meet our operating costs, and your membership is essential to our financial health. Whether you renew your membership, or enroll as a new member, you are not only supporting an important, year-round art center; you are investing in the future well-being of the entire Outer Cape community. Your membership makes it possible for us to offer our wide array of workshops, and to present exciting art exhibits and events.

CASTLE HILL MEMBERSHIP

Benefactor **\$5000**

20% off the cost of **all** workshops

Connoisseur **\$2500**

10% off the cost of **all** workshops

Collector **\$1000**

10% off the cost of **three** workshops

Master **\$500**

10% off the cost of **two** workshops

Scholarship **\$250**

\$10 off the cost of **three** workshops

Family/Couple **\$100**

\$10 off the cost of **two** workshops

Individual **\$50**

\$10 off the cost of **one** workshop

SUMMER MEMBERS OPEN EXHIBITION

JUNE 14 to JUNE 24

Opening Reception: JUNE 16

Drop Off June 13 10 - 2pm

Pick up June 24 10 - 2pm

FALL MEMBERS OPEN EXHIBITION

AUG 23 to SEPT 2

Opening Reception AUG 25

Drop Off: Aug 22 10 - 2pm

Pick Up: Sept 2 10 - 2pm

BENEFITS OF MEMBERSHIP

Members receive discounts on event tickets (see EVENTS p. 6), discounts on tuition (see above list) and 10% off merchandise sold at the Castle Hill Store. Each summer, Castle Hill offers members free admission to some events and special “pop-up” members events. Members are also invited to participate in our yearly Members Open Art Exhibitions.

Truro Center for the Arts at Castle Hill is a non-profit 501(c)3 educational institution. Your contribution is tax deductible to the full extent permitted by law.

DONATIONS

Castle Hill is a vibrant, evolving and ever growing community of artists, art lovers, community members and friends. To provide our program offerings - our remarkable faculty, our equipment, and classroom space - takes more resources than tuition alone can meet. We depend on the generous support of members, alumni, friends, public and private funders to help us continue to thrive, to enliven you and the communities we serve. We have some important initiatives that we hope you will support directly and generously:

THE ANNUAL FUND

We aim to keep tuition affordable for every person who has a love of the arts and sees Castle Hill as the place to explore and express that passion. Support for the Annual Fund allows us to give scholarships, introduce new programs - such as the Artists Residency Program in Ceramics, started in 2014 - and retain the talented and compelling faculty you have come to admire, enjoy, and learn so much from!

CAPITAL CAMPAIGN FOR EDGEWOOD FARM

Castle Hill has been given an extraordinary opportunity with our acquisition in January 2016 of the beautiful, historic Edgewood Farm property that was the longtime home of Castle Hill co-founder, Eleanor Meldahl. The purchase of Edgewood Farm will allow us to improve all programs, add long-desired programs, and upgrade space and equipment. A \$2.8 M Capital Campaign will allow Castle Hill to renovate and build capital capacity to sustain Edgewood, enhance our current Meetinghouse campus, and provide richer, more diverse program offerings as well. Help carry Castle Hill over the finish line!

PLANNED GIVING: CONSIDER LEAVING A LEGACY

Your commitment to the Truro Center for the Arts at Castle Hill can extend beyond your lifetime. Help ensure that generations of future visitors and students will be inspired and educated. Please consider Castle Hill as part of your financial plan for the future. A simple bequest in your will can provide an important and enduring gift that will honor you or a family member's memory and support artists, educational programming, art exhibitions, and events for the Cape Cod Community and beyond.



**THANK YOU
FOR YOUR
GENEROUS
SUPPORT!**

For more information on Donations to Castle Hill contact Cherie Mittenthal at cherie@castlehill.org

Make a donation online www.castlehill.org/donate
Donate by phone: 508.349.7511

Donate by mail: PO Box 756, Truro, MA 02666
All gifts are tax deductible to the full extent of the law.

CASTLE HILL - WORKSHOP REGISTRATION 2016

NAME _____

CHILD'S NAME _____ CHILD'S DATE OF BIRTH _____

WINTER ADDRESS _____

CITY _____ STATE _____ ZIP _____

PHONE _____ CELL PHONE: _____

EMAIL _____

SUMMER ADDRESS _____

CITY _____ STATE _____ ZIP _____

CLASS # <small>(for office use only)</small>	WORKSHOP TITLE	DATES	TUITION	MATERIALS FEE	TOTAL
---	----------------	-------	---------	---------------	-------

Mail completed form to:
 Castle Hill, P.O. Box 756,
 Truro, MA 02666
 508-349-7511
 Fax: 508-349-7513
REGISTER ONLINE
www.castlehill.org

MEMBERSHIP

SCHOLARSHIP (\$250)
 FAMILY/COUPLE (\$100)
 INDIVIDUAL (\$50)

ARTS LEADERSHIP CIRCLE

BENEFACTOR (\$5,000)
 CONNOISSEUR (\$2,500)
 COLLECTOR (\$1,000)
 MASTER (\$500)

Castle Hill reserves the right to cancel any class that is under-subscribed and, in such a case, guarantees a full refund of tuition. Tuition, less 20% of total cost, will be refunded if Castle Hill is notified of your withdrawal 30 days prior to the start of class. If you cancel your registration less than 30 days before the start of your class, your entire payment will be forfeited.

WORKSHOP/FEE TOTAL _____

MEMBERSHIP _____

DISCOUNT _____

AMOUNT ENCLOSED _____

PAYMENT TYPE

CASH CHECK CREDIT CARD MONEY ORDER

CREDIT CARD NUMBER: _____ CVC CODE _____

CARDHOLDER SIGNATURE: _____ EXP DATE: _____

FOR OFFICE USE ONLY

Email / Mail AL ML RC
 RC Mailed
 ML Mailed