







Blooming Flowers



1. Colour
2. Cut around the flower including between petals
3. One by one , fold petals into the middle until they form a pile
4. Put in an envelope to share with others (make sure you give them the instructions so they can watch them bloom)



For flower to bloom: Don't unfold, float flat side down in a container of water