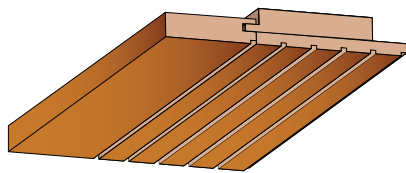


TOPLINE®

WOOD VENEERED ACOUSTIC WALL & CEILING PANELS

TOPLINE® TYPE TLS wood veneered wall and ceiling panels provide high-end acoustics through a unique milling and groove pattern. Custom variations also available - **TYPE TTA**. Panels are manufactured with tongue and groove edge detail for a seamless connection between panels.



TOPLINE® 6/2 TYPE TLS panels with 2 mm grooves every 6 mm
Within groove, 30 mm slot every 40 mm.

TOPLINE® 14/2 TYPE TLS panels with 2 mm grooves every 14 mm
Within groove, 30 mm slot every 40 mm.

TOPLINE® 13/3 TYPE TLS panels with 3 mm grooves every 13 mm
Within groove, 30 mm slot every 40 mm.

TOPLINE® 28/4 TYPE TLS panels with 4 mm grooves every 28 mm
Within groove, 30 mm slot every 40 mm.



TYPE

Acoustic panel for interior application

MATERIALS

Face*:	Sliced Real Wood Veneer AA Quality, 0.6 mm *FSC-Certified wood veneers available *Engineered wood veneers available *Painted finishes available *High Pressure Laminate (HPL) available
Finish:	UV Premium Interior Lacquered - Clear
Base:	Fire-retardant MDF
Back:	Blind Veneer + Black Acoustic Fleece
Core (Optional):	50 mm acoustic core can be installed behind TOPLINE® panels to maximise acoustic performance. Acoustic core and furring typically provided as separate items.

STANDARD DIMENSIONS *(Custom sizes available)*

Thickness:	17 mm
Size (L x W):	2780 mm x 128 mm 2780 mm x 256 mm*
	*Available for TOPLINE® TLS 14/2 and 13/3 Only

EDGE

Seamless tongue and groove connection. As necessary, exposed edges finished with various trim options.

ACOUSTICS

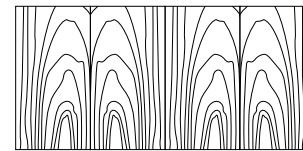
NRC as high as 0.95 according to groove pattern and installation methods.

MOUNTING

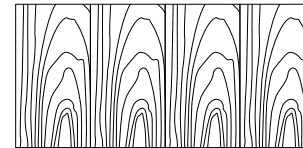
SK5/0 clips provided by **eomac**, mounted to 30 mm timber or metal furring at recommended 600 mm.

WOOD VENEER

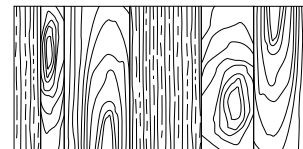
The view-side of panels are finished with a top quality, hand-selected veneer. Over 40 wood species are available in stock. Panels are finished in a premium clear lacquer over a three-stage process, ensuring only the highest standard and durability. Custom staining and PANTONE, RAL or NCS colour matching is available. Veneer sheets with a width of 10 cm to 20 cm are typically book-matched to ensure continuation. Slip-matched or mismatched sheets can be produced upon request, providing a natural or variable wood art effect.



Book-matched



Slip-matched



Mismatched

FLAMMABILITY

Fire test data performed by independent laboratories. Support documentation available upon request. Note that all data provided is for typical usage.

eomac is adaptable to other situations and custom applications.



CANADA:	CAN/ULC-S 102: Class 1
EU:	EN 13501-1: Class B, s2, d0
USA:	ASTM E-84: Class A NFPA 265; UBC 8-2: Passes

ACOUSTIC PERFORMANCE

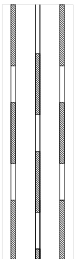
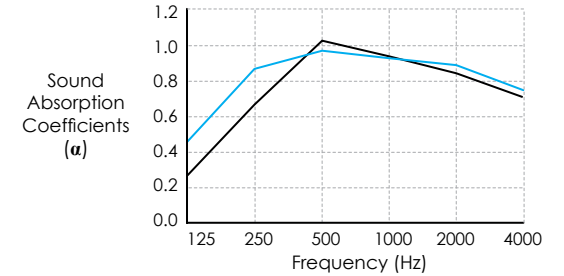


TOPLINE® TYPE TLS 6/2, groove width 2 mm, centre to centre 8 mm; 14.3% perforation rate

- Depth of the construction 67 mm
- Depth of the construction 200 mm

Depth	Sound Absorption Coefficients (Hz)						α_w (ISO 11654)	NRC (ASTM - C423)
	125	250	500	1000	2000	4000		
67 mm	0.26	0.67	1.01	0.94	0.86	0.72	0.85	0.90
200 mm	0.46	0.87	0.97	0.93	0.89	0.75	0.90	0.95

Values 1/1 octave


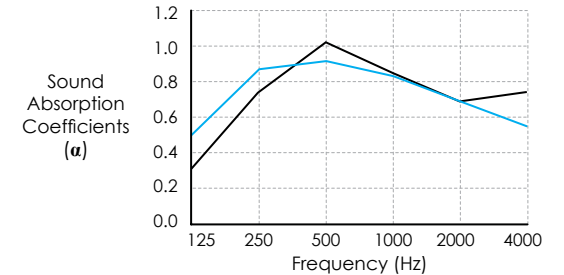


TOPLINE® TYPE TLS 13/3, groove width 3 mm, centre to centre 16 mm; 10.7% perforation rate

- Depth of the construction 67 mm
- Depth of the construction 200 mm

Depth	Sound Absorption Coefficients (Hz)						α_w (ISO 11654)	NRC (ASTM - C423)
	125	250	500	1000	2000	4000		
67 mm	0.31	0.74	1.02	0.85	0.69	0.74	0.80	0.85
200 mm	0.50	0.87	0.91	0.83	0.69	0.55	0.70	0.85

Values 1/1 octave

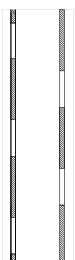
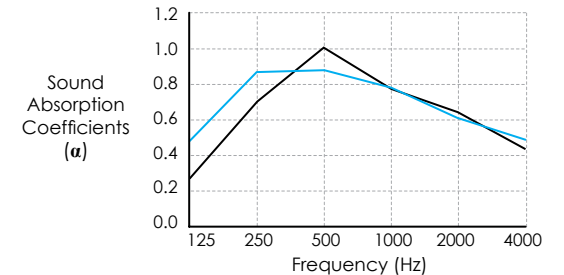


TOPLINE® TYPE TLS 14/2, groove width 2 mm, centre to centre 16 mm; 7.1% perforation rate

- Depth of the construction 67 mm
- Depth of the construction 200 mm

Depth	Sound Absorption Coefficients (Hz)						α_w (ISO 11654)	NRC (ASTM - C423)
	125	250	500	1000	2000	4000		
67 mm	0.30	0.71	1.00	0.78	0.56	0.44	0.60	0.75
200 mm	0.48	0.87	0.88	0.78	0.61	0.49	0.65	0.80

Values 1/1 octave

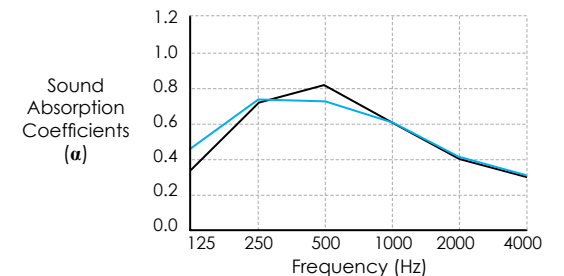


TOPLINE® TYPE TLS 28/4, groove width 4 mm, centre to centre 32 mm; 7.1% perforation rate

- Depth of construction: 67 mm
- Depth of construction 200 mm

Depth	Sound Absorption Coefficients (Hz)						α_w (ISO 11654)	NRC (ASTM - C423)
	125	250	500	1000	2000	4000		
67 mm	0.34	0.72	0.82	0.61	0.40	0.30	0.45	0.65
200 mm	0.46	0.74	0.73	0.61	0.42	0.31	0.45	0.65

Values 1/1 octave



INSTALLATION GUIDELINES

- Prior to installation, **TOPLINE®** should be acclimatised for a minimum of 24 hours.
- Installation of **TOPLINE®** can start only in a controlled environment, when temperature and humidity conditions have reached to the standard occupancy conditions.
- Humidity should not exceed 65%.
- Veneer is a natural product with natural colour and structure variations. As such it is advised that **TOPLINE®** panels be sorted before assembly in order to ensure uniformity.
- Panels to be installed on furring (timber recommended) spaced at 450 mm – 600 mm.
- Furring should be run perpendicular to tongue and groove joint.
- Prior to mounting **TOPLINE®** panels, ensure furring is plum and level.
- Secure **TOPLINE®** panels with manufacturer supplied clips at furring points along tongue and groove. If necessary, a finish nailer can be used for added support.
- It is recommended to leave a 2 mm gap between **TOPLINE®** panels, which meet at short ends, to allow for potential expansion / contraction, as new construction settles.
- **TOPLINE®** panels to be installed by qualified installers only.
- The methods described in this document are provided as guidance only. Relevant national building and installation codes should be strictly followed and take precedence.
- **eomac** is not responsible for any damage or deficiency caused by improper installation.

**Typical TOPLINE® shop drawings available upon request.
For more information, please contact us.**