

# MENON BEARINGS LIMITED



12<sup>th</sup> July, 2014

**To,**  
**The Manager (CRD)**  
**Department of Corporate Service**  
**BSE Limited**  
**Phiroze Jeejeebhoy Towers,**  
**1<sup>st</sup> Floor, Dalal Street,**  
**Mumbai - 400 023**

Dear Sir,

**Ref.: Scrip Code 523828**

**Sub. : Submission of shareholding pattern for the quarter ended 30<sup>th</sup> June, 2014.**

Pursuant to the provisions of Clause 35 of the Listing Agreement, we submit herewith shareholding pattern of the Company for the quarter ended on 30<sup>th</sup> June, 2014.

Kindly take the above on your record and acknowledge the receipt of the same.

Thanking you,

Yours faithfully,


for **MENON BEARINGS LIMITED**

**Anup Padmai**  
**Company Secretary & Compliance Officer**



Encl: A/a

REGD. OFFICE & WORKS :  
MIDC, GOKUL SHIRGAON, KOLHAPUR - 416 234. INDIA  
Phones : + 91 231 26 72 279 / 533 / 487



Fax : + 91 231 267 22 78  
E-mail : admin@menonbearings.in  
Visit us at : http : // www.menonbearings.in

CIN No. : L29130PN1991PLC062352

Introductory sub-table (I)(a)

Name of the Company : Menon Bearings Limited  
 Scrip Code, Name of the Scrip, Class of Security: S23828, MENONBEE, Equity  
 Quarter Ended : 30th June, 2014


Partly paid-up shares:-	No. of partly paid-up shares	As a % of total no. of partly paid-up shares	As a % of total no. of shares of the company
Held by promoter/promoters Group	0	0.00	0.00
Held by public	0	0.00	0.00
<b>Total</b>	<b>0</b>	<b>0.00</b>	<b>0.00</b>

Outstanding convertible securities:-	No. of outstanding securities	As a % of total No. of outstanding convertible securities	As a % of total no. of shares of the company, assuming full conversion of the convertible securities
Held by promoter/promoters Group	0	0.00	0.00
Held by public	0	0.00	0.00
<b>Total</b>	<b>0</b>	<b>0.00</b>	<b>0.00</b>

Warrants:-	No. of warrants	As a % of total no. of warrants	As a % of total no. of shares of the company, assuming full conversion of warrants
Held by promoter/promoters Group	0	0.00	0.00
Held by public	0	0.00	0.00
<b>Total</b>	<b>0</b>	<b>0.00</b>	<b>0.00</b>
<b>Total paid-up capital of the company assuming full conversion of warrants and convertible securities</b>	<b>934000</b>	<b>Equity Shares of Rs.5/- each</b>	



Category code (I)	Shareholder	Category of (II)	Number of Shareholders (III)	Total number of shares (IV)	Number of shares held in dematerialized form (V)	Total shareholding as a percentage of total number of shares		No. of shares (VIII)	As a % (IX)=(VIII)/(IV)
						As a percentage of (A+B) <sup>1</sup> (VI)	As a percentage of (A+B+C) (VII)		
(A)	Shareholding of Promoter and Promoter Group <sup>2</sup>								
1	Indian								
(a)	Individuals/ Hindu Undivided Family		10	4705400	4705400	50.38	50.38	0	0.00
(b)	Central Government/ State Government(s)		0	0	0	0.00	0.00	0	0.00
(c)	Bodies Corporate		1	2268800	2268800	24.29	24.29	0	0.00
(d)	Financial Institutions/ Banks		0	0	0	0.00	0.00	0	0.00
(e)	Any Others(Specify)		0	0	0	0.00	0.00	0	0.00
	Promoter Trust		0	0	0	0.00	0.00	0.00	0.00
	Sub Total(A)(1)		11	6974290	6974200	74.67	74.67	0	0.00
2	Foreign								
a	Individuals (Non-Residents Individuals/ Foreign Individuals)		0	0	0	0.00	0.00	0	0.00
b	Bodies Corporate		0	0	0	0.00	0.00	0	0.00
c	Institutions		0	0	0	0.00	0.00	0	0.00
d	Any Others(Specify)		0	0	0	0.00	0.00	0	0.00
	Sub Total(A)(2)		0	0	0	0.00	0.00	0	0.00
	Total Shareholding of Promoter and Promoter Group (A)=(A)(1)+(A)(2)		11	6974260	6974200	74.67	74.67	0	0.00



(B) Public shareholding															
1 Institutions															
(a)	Mutual Funds/ UTI	0	0	0	0	0.00	0.00	0.00	0.00	0.00	0.00	0.00	0.00	0.00	0.00
(b)	Financial Institutions/ Banks	0	0	0	0	0.00	0.00	0.00	0.00	0.00	0.00	0.00	0.00	0.00	0.00
(c)	Central Government/ State Government(s)	0	0	0	0	0.00	0.00	0.00	0.00	0.00	0.00	0.00	0.00	0.00	0.00
(d)	Venture Capital Funds	0	0	0	0	0.00	0.00	0.00	0.00	0.00	0.00	0.00	0.00	0.00	0.00
(e)	Insurance Companies	0	0	0	0	0.00	0.00	0.00	0.00	0.00	0.00	0.00	0.00	0.00	0.00
(f)	Foreign Institutional Investors	0	0	0	0	0.00	0.00	0.00	0.00	0.00	0.00	0.00	0.00	0.00	0.00
(g)	Foreign Venture Capital Investors	0	0	0	0	0.00	0.00	0.00	0.00	0.00	0.00	0.00	0.00	0.00	0.00
(h)	Qualified Foreign Investor	0	0	0	0	0.00	0.00	0.00	0.00	0.00	0.00	0.00	0.00	0.00	0.00
(i)	Any Other	0	0	0	0	0.00	0.00	0.00	0.00	0.00	0.00	0.00	0.00	0.00	0.00
Sub-Total (B)(1)		0	0	0	0	0.00	0.00	0.00	0.00	0.00	0.00	0.00	0.00	0.00	0.00
B 2 Non-institutions															
(a)	Bodies Corporate	52	35619	35619	35619	0.38	0.38	0.00	0.00	0.00	0.00	0.00	0.00	0.00	0.00
(b)	Individuals														
1 Individuals -i. Individual shareholders holding nominal share capital up to Rs 1 lakh		5354	2206819	1235781	23.63	23.63	23.63	0.00	0.00	0.00	0.00	0.00	0.00	0.00	0.00
II ii. Individual shareholders holding nominal share capital in excess of Rs. 1 lakh.		1	21854	21854	0.23	0.23	0.23	0.00	0.00	0.00	0.00	0.00	0.00	0.00	0.00
(c) Any Other (specify)															
1. N R I		15	7170	7170	0.08	0.08	0.00	0.00	0.00	0.00	0.00	0.00	0.00	0.00	0.00
2. N R N		8	62348	62348	0.67	0.67	0.00	0.00	0.00	0.00	0.00	0.00	0.00	0.00	0.00
3. Clearing members		38	31990	31990	0.34	0.34	0.00	0.00	0.00	0.00	0.00	0.00	0.00	0.00	0.00
Sub-Total (B)(2)		5468	2365800	1394762	25.33	25.33	0.00	0.00	0.00	0.00	0.00	0.00	0.00	0.00	0.00
(B) Total Public Shareholding (B)= (B)(1)+(B)(2)		5468	2365800	1394762	25.33	25.33	0.00	0.00	0.00	0.00	0.00	0.00	0.00	0.00	0.00
TOTAL (A)+(B)		5479	934000	8368962	100.00	100.00	0.00	0.00	0.00	0.00	0.00	0.00	0.00	0.00	0.00
(C) Shares held by Custodians and against which Depository Receipts have been issued															
1 Promoter & Promoter Group		0	0	0	0.00	0.00	0.00	0.00	0.00	0.00	0.00	0.00	0.00	0.00	0.00
2 Public		0	0	0	0.00	0.00	0.00	0.00	0.00	0.00	0.00	0.00	0.00	0.00	0.00
SUB TOTAL (C) (1) + (C) (2)		0	0	0	0.00	0.00	0.00	0.00	0.00	0.00	0.00	0.00	0.00	0.00	0.00
GRAND TOTAL (A)+(B)+(C)		5479	934000	8368962	0.00	100.00	0.00	0.00	0.00	0.00	0.00	0.00	0.00	0.00	0.00




(1)(b) Statement showing holding of securities (including shares, warrants, convertible securities) of persons belonging to the category "Promoter and Promoter Group"

Sr. No.	Name of the shareholder	Details of Shares held			Encumbered shares (*)		Details of warrants			Details of convertible securities		Total shares (including underlying shares assuming full conversion of warrants and convertible securities) as a % of diluted share capital
		Number of shares held	As a % of grand total (A)+(B)+(C)	No.	As a percentage (V)=(V)/(III)*100	As a % of grand total (A)+(B)+(C) of sub-clause (1)(a)	Number of warrants held	As a % total number of warrants of the same class	Number of convertible securities held	As a % total number of convertible securities of the same class		
(I)	(II)	(III)	(IV)	(V)	(VI)=(V)/(III)*100	(VII)	(VIII)	(IX)	(X)	(XI)	(XII)	
1	Karveer United Pvt. Ltd.	2,268,800	24.29	0	0.00	0.00	0	0.00	0	0.00	24.29	
2	Nithin R Menon	2,785,330	29.82	0	0.00	0.00	0	0.00	0	0.00	29.82	
3	Sachin R Menon	50,000	0.54	0	0.00	0.00	0	0.00	0	0.00	0.54	
4	Ram Menon	25,000	0.27	0	0.00	0.00	0	0.00	0	0.00	0.27	
5	Ramesh Dattatraya Dixit	10,400	0.11	0	0.00	0.00	0	0.00	0	0.00	0.11	
6	Sucheta Nithin Menon	790,802	8.47	0	0.00	0.00	0	0.00	0	0.00	8.47	
7	Aaditya Nithin Menon	475,328	5.09	0	0.00	0.00	0	0.00	0	0.00	5.09	
8	Anshul Nithin Menon	475,140	5.09	0	0.00	0.00	0	0.00	0	0.00	5.09	
9	Savitri Satish Gopi	50,800	0.54	0	0.00	0.00	0	0.00	0	0.00	0.54	
10	Radhamaani R Menon	25,000	0.27	0	0.00	0.00	0	0.00	0	0.00	0.27	
11	Smitha Ramesh Dixit	17,600	0.19	0	0.00	0.00	0	0.00	0	0.00	0.19	
<b>TOTAL</b>		<b>6,974,200</b>	<b>74.67</b>	<b>0</b>	<b>0.00</b>	<b>0.00</b>	<b>0</b>	<b>0.00</b>	<b>0</b>	<b>0.00</b>	<b>74.67</b>	




(D)(c)(i) Statement showing holding of securities (including shares, warrants, convertible securities) of persons belonging to the category "Public" and holding more than 1% of the total number of shares

Sr. No.	Name of the shareholder	Number of shares held	Shares as a percentage of total number of shares i.e., Grand Total (A)+(B)+(C) indicated in Statement at para 0.000	Details of warrants		Details of convertible		Total shares (including underlying shares assuming full conversion of warrants and convertible securities) as a % of diluted share
				Number of warrants held	As a % total number of warrants of the same class	Number of convertible securities held	% w.r.t total number of convertible securities of the same class	
1	NIL		0.000	0	0.00	0	0.00	0.00
<b>TOTAL</b>		<b>0</b>	<b>0.00</b>	<b>0</b>	<b>0</b>	<b>0</b>	<b>0</b>	<b>0.00</b>



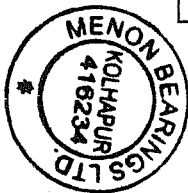
(D)(c)(ii) Statement showing holding of securities (including shares, warrants, convertible securities) of persons (together with PAC) belonging to the category "Public" and holding more than 5% of the total number of shares of the company

Sr. No.	Name(s) of the shareholder(s) and the Persons Acting in Concert (PAC) with them	Number of shares	Shares as a percentage of total number of shares {i.e., Grand Total (A)+(B)+(C) indicated in Statement at para (D)(a) above}	Details of warrants		Details of convertible		Total shares (including underlying shares assuming full conversion of warrants and convertible)
				Number of warrants	As a % total number of warrants of the same class	Number of convertible securities held	% w.r.t total number of convertible securities of the same class	
1	NIL	0	0.00	0	0.00	0	0.00	0.00
<b>TOTAL</b>		<b>0</b>	<b>0.00</b>	<b>0</b>	<b>0.00</b>	<b>0</b>	<b>0.00</b>	<b>0.00</b>



(1)(d) Statement showing details of locked-in shares

Sr. No.	Name of the shareholder	Number of locked-in shares	Locked-in shares as a percentage of total number of shares {i.e., Grand Total (A)+(B)+(C) indicated in Statement at para (1)(a) above}
1	NIL	NIL	NIL
TOTAL	0	0	0





(II)(a) Statement showing details of Depository Receipts (DRs)

Sr. No.	Type of outstanding DR (ADRs, GDRs, SDRs, etc.)	Number of outstanding DRs	Number of shares underlying outstanding DRs	Shares underlying outstanding DRs as a percentage of total number of shares {i.e., Grand Total (A)+(B)+(C) indicated in Statement at para (I)(a) above}
1	NIL	NIL	NIL	NIL
<b>TOTAL</b>	<b>0</b>	<b>0</b>	<b>0</b>	<b>0.00</b>



(D)(b) Statement showing holding of Depository Receipts (DRs), where underlying shares held by \_\_\_\_\_  
'promoter/promoter group' are in excess of 1% of the total number of shares \_\_\_\_\_

Sr. No.	Name of the DR Holder	Type of outstanding DR (ADRs, GDRs, SDRs, etc.)	Number of shares underlying outstanding DRs	Shares underlying outstanding DRs as a percentage of total number of shares i.e., Grand Total (A)+(B)+(C) indicated in Statement at para (D)(a) above}
1	NIL	NIL	0	0.00
TOTAL			0	0.00

