

16th April, 2014

To,
The Manager (CRD)
Department of Corporate Service
BSE Limited
Phiroze Jeejeebhoy Towers,
1st Floor, Dalal Street,
Mumbai - 400 023

Dear Sir,

Ref.: Scrip Code 523828

Sub. : Submission of shareholding pattern for the quarter ended 31st March, 2014.

Pursuant to the provisions of Clause 35 of the Listing Agreement, we submit herewith shareholding pattern of the Company for the quarter ended on 31st March, 2014.

Kindly take the above on your record and acknowledge the receipt of the same.

Thanking you,

Yours faithfully,

for MENON BEARINGS LIMITED



Arun Aradhya
Compliance Officer



Encl: A/a


Introductory sub-table (I)(a)

Name of the Company : Menon Bearings Limited
 Scrip Code, Name of the Scrip, Class of Security: 523828, MENONBE, Equity
 Quarter Ended : 31st March, 2014

Partly paid-up shares:-	No. of partly paid-up shares	As a % of total no. of partly paid-up shares	As a % of total no. of shares of the company
Held by promoter/promoters Group	0	0.00	0.00
Held by public	0	0.00	0.00
Total	0	0.00	0.00

Outstanding convertible securities:-	No. of outstanding securities	As a % of total No. of outstanding convertible securities	As a % of total no. of shares of the company, assuming full conversion of the convertible securities
Held by promoter/promoters Group	0	0.00	0.00
Held by public	0	0.00	0.00
Total	0	0.00	0.00

Warrants:-	No. of warrants	As a % of total no. of warrants	As a % of total no. of shares of the company, assuming full conversion of warrants
Held by promoter/promoters Group	0	0.00	0.00
Held by public	0	0.00	0.00
Total	0	0.00	0.00
Total paid-up capital of the company assuming full conversion of warrants and convertible securities	9340000	Equity Shares of Rs.5/- each	



Category code (I)	Category of Shareholder (II)	Number of Shareholders (III)	Total number of shares (IV)	Number of shares held in dematerialized form (V)	Total shareholding as a percentage of total number of shares		No. of shares (VIII)	As a % (IX)=(VIII)/(IV)
					As a percentage of (A+B) ¹ (VI)	As a percentage of (A+B+C) (VII)		
(A)	Shareholding of Promoter and Promoter Group ²							
1	Indian							
(a)	Individuals/ Hindu Undivided Family	10	4705400	4705400	50.38	50.38	0	0.00
(b)	Central Government/ State	0	0	0	0.00	0.00	0	0.00
(c)	Bodies Corporate	1	2268800	2268800	24.29	24.29	0	0.00
(d)	Financial Institutions/ Banks	0	0	0	0.00	0.00	0	0.00
(e)	Any Others(Specify)	0	0	0	0.00	0.00	0	0.00
	Promoter Trust	0	0	0	0.00	0.00	0.00	0.00
	Sub Total(A)(1)	11	6974200	6974200	74.67	74.67	0	0.00
2	Foreign							
a	Individuals (Non-Residents Individuals/ Foreign Individuals)	0	0	0	0.00	0.00	0	0.00
b	Bodies Corporate	0	0	0	0.00	0.00	0	0.00
c	Institutions	0	0	0	0.00	0.00	0	0.00
d	Any Others(Specify)	0	0	0	0.00	0.00	0	0.00
	Sub Total(A)(2)	0	0	0	0.00	0.00	0	0.00
	Total Shareholding of Promoter and Promoter Group (A)=(A)(1)+(A)(2)	11	6974200	6974200	74.67	74.67	0	0.00



(B) Public shareholding															
1 Institutions															
(a)	Mutual Funds/ UTI	0	0	0	0	0.00	0.00	0.00	0.00	0.00	0.00	0.00	0.00	0.00	0.00
(b)	Financial Institutions / Banks	0	0	0	0	0.00	0.00	0.00	0.00	0.00	0.00	0.00	0.00	0.00	0.00
(c)	Central Government/ State	0	0	0	0	0.00	0.00	0.00	0.00	0.00	0.00	0.00	0.00	0.00	0.00
(d)	Venture Capital Funds	0	0	0	0	0.00	0.00	0.00	0.00	0.00	0.00	0.00	0.00	0.00	0.00
(e)	Insurance Companies	0	0	0	0	0.00	0.00	0.00	0.00	0.00	0.00	0.00	0.00	0.00	0.00
(f)	Foreign Institutional Investors	0	0	0	0	0.00	0.00	0.00	0.00	0.00	0.00	0.00	0.00	0.00	0.00
(g)	Foreign Venture Capital Investors	0	0	0	0	0.00	0.00	0.00	0.00	0.00	0.00	0.00	0.00	0.00	0.00
(h)	Qualified Foreign Investor	0	0	0	0	0.00	0.00	0.00	0.00	0.00	0.00	0.00	0.00	0.00	0.00
(i)	Any Other	0	0	0	0	0.00	0.00	0.00	0.00	0.00	0.00	0.00	0.00	0.00	0.00
Sub-Total (B)(1)		0	0	0	0	0.00	0.00	0.00	0.00	0.00	0.00	0.00	0.00	0.00	0.00
B 2 Non-institutions															
(a)	Bodies Corporate	43	37928	37928	37928	0.41	0.41	0.00	0.00	0.00	0.00	0.00	0.00	0.00	0.00
(b)	Individuals														
I Individuals - i. Individual shareholders holding nominal share capital up to Rs 1 lakh.		5358	2242758	1269920	24.01	24.01	24.01	0.00	0.00	0.00	0.00	0.00	0.00	0.00	0.00
II ii. Individual shareholders holding nominal share capital in excess of Rs. 1 lakh.		1	21854	21854	0.23	0.23	0.23	0.00	0.00	0.00	0.00	0.00	0.00	0.00	0.00
(c) Any Other (specify)															
	1. NRI	19	7238	7238	0.08	0.08	0.00	0.00	0.00	0.00	0.00	0.00	0.00	0.00	0.00
	2. NRN	7	53019	53019	0.57	0.57	0.00	0.00	0.00	0.00	0.00	0.00	0.00	0.00	0.00
	3. Clearing members	12	3003	3003	0.03	0.03	0.00	0.00	0.00	0.00	0.00	0.00	0.00	0.00	0.00
	Sub-Total (B)(2)	5440	2365800	1392962	25.33	25.33	25.33	0.00	0.00	0.00	0.00	0.00	0.00	0.00	0.00
(B) Total Public Shareholding (B)= (B)(1)+(B)(2)		5440	2365800	1392962	25.33	25.33	25.33	0.00	0.00	0.00	0.00	0.00	0.00	0.00	0.00
TOTAL (A)+(B)		5451	9340000	8367162	100.00	100.00	100.00	0.00	0.00	0.00	0.00	0.00	0.00	0.00	0.00
(C) Shares held by Custodians and against which Depository Receipts have been issued															
1	Promoter & Promoter Group	0	0	0	0.00	0.00	0.00	0.00	0.00	0.00	0.00	0.00	0.00	0.00	0.00
2	Public	0	0	0	0.00	0.00	0.00	0.00	0.00	0.00	0.00	0.00	0.00	0.00	0.00
SUB TOTAL (C) (1) + (C) (2)		0	0	0	0.00	0.00	0.00	0.00	0.00	0.00	0.00	0.00	0.00	0.00	0.00
GRAND TOTAL (A)+(B)+(C)		5451	9340000	8367162	0.00	100.00	0.00	0.00	0.00	0.00	0.00	0.00	0.00	0.00	0.00




(1)(b) Statement showing holding of securities (including shares, warrants, convertible securities) of persons belonging to the category "Promoter and Promoter Group"

Sr. No.	Name of the shareholder	Details of Shares held			Numbered shares (*)		Details of warrants			Details of convertible securities		Total shares (including underlying shares assuming full conversion of warrants and convertible securities) as a % of diluted share capital
		Number of shares held	As a % of grand total (A)+(B)+(C)	No.	As a percentage (V)=(V)/(III)*100	As a % of grand total (A)+(B)+(C) of sub-clause (i)(a)	Number of warrants held	As a % total number of warrants of the same class (IX)	Number of convertible securities held	As a % total number of convertible securities of the same class (XI)		
(I)	(II)	(III)	(IV)	(V)	(VI)=(V)/(III)*100	(VII)	(VIII)	(IX)	(X)	(XI)	(XII)	
1	Karver United Pvt. Ltd.	2,268,800	24.29	0	0.00	0.00	0	0.00	0	0.00	24.29	
2	Nitin R Menon	2,785,330	29.82	0	0.00	0.00	0	0.00	0	0.00	29.82	
3	Sachin R Menon	50,000	0.54	0	0.00	0.00	0	0.00	0	0.00	0.54	
4	Ram Menon	25,000	0.27	0	0.00	0.00	0	0.00	0	0.00	0.27	
5	Ramesh Dattatraya Dixit	10,400	0.11	0	0.00	0.00	0	0.00	0	0.00	0.11	
6	Sucheta Nitin Menon	790,802	8.47	0	0.00	0.00	0	0.00	0	0.00	8.47	
7	Aditya Nitin Menon	472,328	5.09	0	0.00	0.00	0	0.00	0	0.00	5.09	
8	Anshul Nitin Menon	475,140	5.09	0	0.00	0.00	0	0.00	0	0.00	5.09	
9	Savita Satish Gopi	50,800	0.54	0	0.00	0.00	0	0.00	0	0.00	0.54	
10	Radhmani R Menon	25,000	0.27	0	0.00	0.00	0	0.00	0	0.00	0.27	
11	Smriti Ramesh Dixit	17,600	0.19	0	0.00	0.00	0	0.00	0	0.00	0.19	
TOTAL		6,974,200	74.67	0	0.00	0.00	0	0.00	0	0.00	74.67	



(D)(c)(i) Statement showing holding of securities (including shares, warrants, convertible securities) of persons belonging to the category "Public" and holding more than 1% of the total number of shares

Sr. No.	Name of the shareholder	Number of shares held	Shares as a percentage of total number of shares {i.e., Grand Total (A)+(B)+(C) indicated in Statement at para	Details of warrants		Details of convertible		Total shares (including underlying shares assuming full conversion of warrants and convertible securities) as a % of diluted share
				Number of warrants held	As a % total number of warrants of the same class	Number of convertible securities held	% w.r.t total number of convertible securities of the same class	
1	NIL		0.00	0	0.00	0	0.00	0.00
TOTAL		0	0.00	0	0	0	0	0.00




(D)(c)(ii) Statement showing holding of securities (including shares, warrants, convertible securities) of persons (together with PAC) belonging to the category "Public" and holding more than 5% of the total number of shares of the company

Sr. No.	Name(s) of the shareholder(s) and the Persons Acting in Concert (PAC) with them	Number of shares	Shares as a percentage of total number of shares {i.e., Grand Total (A)+(B)+(C) indicated in Statement at para (I)(a) above}	Details of warrants		Details of convertible		Total shares (including underlying shares assuming full conversion of warrants and convertible)
				Number of warrants	As a % total number of warrants of the same class	Number of convertible securities held	% w.r.t total number of convertible securities of the same class	
1	NIL	0	0.00%	0	0.00	0	0.00	0.00
TOTAL		0	0.00%	0	0.00	0	0.00	0.00



(D)(d) Statement showing details of locked-in shares

Sr. No.	Name of the shareholder	Number of locked-in shares	Locked-in shares as a percentage of total number of shares {i.e., Grand Total (A)+(B)+(C) indicated in Statement at para (D)(a) above}
1	NIL	NIL	NIL
TOTAL	0	0	0



(II)(a) Statement showing details of Depository Receipts (DRs).

Sr. No.	Type of outstanding DR (ADRs, GDRs, SDRs, etc.)	Number of outstanding DRs	Number of shares underlying outstanding DRs	Shares underlying outstanding DRs as a percentage of total number of shares i.e., Grand Total (A)+(B)+(C) indicated in Statement at para (D)(a) above}
1	NIL	NIL	NIL	NIL
TOTAL	0	0	0	0.00



(D)(b) Statement showing holding of Depository Receipts (DRs), where underlying shares held by _____
 'promoter/promoter group' are in excess of 1% of the total number of shares _____

Sr. No.	Name of the DR Holder	Type of outstanding DR (ADRs, GDRs, SDRs, etc.)	Number of shares underlying outstanding DRs	Shares underlying outstanding DRs as a percentage of total number of shares {i.e., Grand Total (A)+(B)+(C) indicated in Statement at para (D)(a) above}
1	NIL	NIL	0	0.00
TOTAL			0	0.00

