

Nidus



The Door Hardware Alternative

Matte Black Range

Limited Guarantee: 10 years mechanical. 12 months for finish.



Marino round privacy set matte black
MMARPRIBL



OZI-1 Marino combo matte black
CLP-MAR-OL-BL (Left hand)
CLP-MAR-OR-BL (Right hand)



Marino square matte black
Latch not included
MSQMARPAS-BL
Suits 50mm cross-bore hole
Order Latch separately



Marino round matte black
Latch not included
MMARPAS-BL
Suits 50mm cross-bore hole
Order Latch separately



Altro matte black
Latch not included
MALTPAS-BL
Suits 50mm cross-bore hole
Order Latch separately



Privacy snib turn set - round
Including bolt, matte black
BPRI-1-BL



Privacy snib turn set - square
Including bolt, matte black
BSQPRI-1-BL

OZI-1 Lever on Longplate Combo

3 functions in 1 lock

- Double cylinder deadbolt (locked both sides)
- Nightbolt (inside turn snib locking).
- Latch passage function
- One handed entry (key retracts bolts and latch)



Euro cylinder escutcheon set
Round backplates, matte black
MEESC52-BL



Tubular latch matte black
Double sprung, soft closing
LATDS60-BL



Privacy bolt matte black
4mm spindle cam.
PL60-BL

Matte Black Range

Limited Guarantee: 10 years mechanical. 12 months for finish.



Lonsdale combination trim set featuring key in lever set with inside snib locking, and double cylinder eurobolt set, matte black finish.

Note: Order P-L-SQ-COMB-BL-V with 2 X Lonsdale trim plate P-L-SQ-TRIM-BL-V.

- Entrance, passage, privacy functions
- Double or single cylinder euro deadbolt.
- Latch included to suit 60mm backset.
- Round and Square Rosette designs.
- Suits up to 54mm crossbore hole.
- Non handed.



Gibson entry set featuring key in lever set with inside snib locking, and double cylinder eurobolt set, matte black finish



Lonsdale square backplate key in lever



Lonsdale square backplate privacy set



Lonsdale square backplate passage set



Lonsdale square euro deadbolt (double cylinder - key both sides)



Lonsdale square euro deadbolt (single cylinder - key outside, snib inside)



Lonsdale round backplate key in lever



Lonsdale round backplate privacy set



Lonsdale round backplate passage set



Lonsdale round euro deadbolt (double cylinder - key both sides)



Lonsdale round euro deadbolt (single cylinder - key outside, snib inside)

Matte Black Range

Limited Guarantee: 10 years mechanical. 12 months for finish.



CSDPRI-SQ-BL
Cavity sliding privacy set,
matte black finish.



CSDPRI-RD-BL
Cavity sliding privacy set,
matte black finish.



Flush pulls - Contemporary style,
matte black finish.
FPCRAD-BL (radius edge)
FPCREC-BL (rectangular)



Spectrum robe pull,
matte black finish.
SRP-1-BL
50 (H) x 70 (W) x 23 (D)



Cupboard knob,
matte black finish.
CAB-SQ4-BL
30(H) x 25 (W) x 30 (D)



Hinge - 85x60x1.6mm
H85X60-BL (loose pin),
matte black finish.



Hinge - 100x75x2.5mm
H100X75-BL (loose pin)
H100X75-FP-BL (fixed pin),
matte black finish.



Cabinet pulls - matte black finish
CAB-SQ2-96-BL
(96mm centres, 129mm overall)
CAB-SQ2-160-BL
(160mm centres, 192mm overall)
CAB-SQ2-320-BL
(320mm centres, 352mm overall)



Cabinet pulls - matte black finish
CAB-SQ1-128-BL
(128mm centres, 154mm overall)
CAB-SQ1-192-BL
(192mm centres, 224mm overall)



Door stop - wall mounted
DSWM1-BL
matte black finish.



Door stop - wall mounted
DSWM5-BL
matte black finish.

Matte Black Range - OZI Lock Entrance Combos

Limited Guarantee:
10 years mechanical.
12 month for finish.

OZI-3 Roller Mortice Combo



3 functions in 1 lock

- Double cylinder deadbolt (locked both sides)
- Nightbolt (inside turn snib locking).
- Roller catch passage function
- One handed entry (key retracts bolts and latch)



OZI-3 Roller mortice combo matte black
CRL-826-OL-REC-BL (left hand)
CRL-826-OR-REC-BL (right hand)
- 400x30x15mm pull handle set
- Inside snib plate 120x30x3mm
- Outside escut. plate 120x30x3mm

OZI-4 Deadlatch Combo



3 functions in 1 lock

- Double cylinder deadlatch (locked both sides)
- Secure latch function - pull door shut from outside, open door with snib turn from inside.
- Snib can be set to "hold back" function



OZI-4 Deadlatch combo matte black
CDL-888-O-REC-BL (non handed)
- 600x40x20mm pull handle set
- Inside snib plate 145x40x3mm
- Outside escut. plate 145x40x3mm

OZI-1 Lever on Longplate Combo



3 functions in 1 lock

- Double cylinder deadbolt (locked both sides)
- Nightbolt (inside turn snib locking).
- Latch passage function
- One handed entry (key retracts bolts and latch)

OZI-1 Marino combo matte black
CLP-MAR-OL-BL (Left hand)
CLP-MAR-OR-BL (Right hand)

Mediterranean Levers



Description:

63mm rosette - suits 50mm crossbore hole.
Square and round backplate designs.

Functions:

Passage set for hallways & non locking doors.
Privacy function with snib function for bedrooms and bathrooms using a privacy adaptor.
Dummy lever function for closets and robes.
For entrance function, see section on external security.

Finishes:

SC = Satin Chrome.

CP = Polished Chrome.

BSC = Brushed Satin Chrome

BL = Matte Black

PB = Polished Brass (Capri, Altro, Roma only)

PVD-BN = PVD Brushed Nickel (Rialto only)

Limited Guarantee:

10 years mechanical.

5 years for general finishes.

15 years for PVD-SN finish.

12 months for Matte Black finish

(Further details of Guarantee available on Nidus Website.)



Marino Square BL only.



Rialto SC, CP, PVD-BN



Marino SC, CP, BL



Turin SC, CP, BSC



Marino SC, CP, BL



Metro Square SC, CP



Domici SC, CP, BSC



Metro SC, CP



Altro SC, CP, PB, BL



Roma SC, CP PB



Capri SC, CP, PB

Mediterranean Levers



Privacy snib turn set (round) with privacy bolt. BL, SC, CP



Privacy function Options (for bedrooms & bathrooms):

Specify a privacy snib turn set with privacy bolt for installation in a separate hole below the passage lever set. Alternatively, specify a privacy conversion kit which converts a passage lever set to a privacy function (snib on rosette).



Privacy snib turn set (square) with privacy bolt. BL, SC, CP



Privacy Conversion Kit
(converts passage set to
privacy function).



Round Euro Escutcheon BL, SC, CP



Square Euro
Escutcheon,
SC, BSC, CP



LATDS60 SC, CP, BSC, BSN, PB, BL



Dummy Fixing kit

(MDUMKIT)

Converts passage lever to fixed dummy function and is ideal for hallway closets and robe doors. The kit is fixed to the lever through from the back of the door.

OZI-1 Lever on Longplate Combo



OZI-1 Marino combo matte black
CLP-MAR-OL-BL (Left hand)
CLP-MAR-OR-BL (Right hand)


Available in Marino, Rialto, Turin, Metro, Domici, and Altro lever styles and finishes.

3 functions in 1 lock

- Double cylinder deadbolt (locked both sides)
- Nightbolt (inside turn snib locking).
- Latch passage function
- One handed entry (key retracts bolts and latch)

Weslock Bronze Range

WESLOCK. SECURITY, SAFETY & STYLE.



Functions:

- Entrance keylock
- Double Cylinder Deadbolt
- Passage lever
- Privacy lever
- Dummy lever

Suits 54mm crossbore hole

Suits standard door thicknesses 35mm+

Finishes:

ORB = Oil Rubbed Bronze.

Limited Guarantee:

10 year mechanical.

5 year finish

Features:

5-Pin Cylinder

C4 Keyway

Exceeds ANSI A 156.2 Grade 2 lock standards

Cylindrical Door Locks

Removable knob/lever prevents scratching during installation

Panic-Proof keylock/privacy— one turn of interior knob/lever unlocks & opens door

Push button locking in rosette

Adjustable 60/70mm latch with removable faceplates

Suits 54mm crossbore hole



Elegance Woodward
Double Cylinder Deadbolt
Oil Rubbed Bronze



Elegance Premiere
Double Cylinder Deadbolt
Oil Rubbed Bronze



Utica Lever
(rectangular backplate)
Oil Rubbed Bronze



Bordeaux Elegance Lever
(arched backplate)
Oil Rubbed Bronze



Traditionale Model 672
Double Cylinder Deadbolt
Oil Rubbed Bronze



Traditionale Model 672
Double Cylinder Deadbolt
Oil Rubbed Bronze



Bordeaux Traditionale Lever
(round backplate)
Oil Rubbed Bronze



Julienne Knob
(round backplate)
Oil Rubbed Bronze

Colombo Design Italian Levers



Description:

Designed and manufactured in Italy by Colombo Design.
50mm rosette - suits 16-25mm hole with 2 x 7mm screw holes.

It is recommended that Colombo Design door levers are installed with the Jackson JM60 heavy duty mortice latch.



Jackson JM60 heavy duty mortice latch SS finish

Functions:

Passage set for hallways & non locking doors.

Privacy function with snib function for bedrooms and bathrooms using a separate privacy snib turn set below the passage set.

Dummy lever function for closets/robes.

For entrance function, see section on external security.

Finishes:

SC = Satin Chrome.

CP = Polished Chrome.

PB = Polished Brass.

HPS/1 = PVD Satin Nickel.

VM = Vintage Matte

Limited Guarantee:

10 year mechanical.

5 year for general finishes.

30 year for HPS/1 (PVD-SN).

(Further details of Guarantee available on Nidus Website.)



Roboquattro Square SC



Roboquattro Round SC



Roboquattro Square VM



Blazer HPS/1



Gira SC



Milla SC/CP



Viola SC



Mach SC



Meta CP



Robodue SC, CP, PB



Robotre SC



Escutcheons (available to suit both Euro and Oval cylinders).



Robot SC, CP, PB



Privacy snib turn set (privacy bolt sold separately) for bedrooms and bathrooms. Features inside snib locking and outside emergency release).

Project Series Key in Lever Range



Lonsdale combination trim set, polished chrome finish. Order P-L-SQ-COMB-CP-V with 2 x Lonsdale trim plate P-L-SQ-TRIM-CP-V.



Lonsdale square entrance BL



Lonsdale square entrance BN or CP



Lonsdale round entrance BL



Lonsdale square privacy BL



Lonsdale square privacy BN or CP



Lonsdale round privacy BL

- Entrance, Passage, Privacy, Dummy functions
- Latch included to suit 60mm backset.
- Round and Square Rosette designs.
- Suits up to 54mm crossbore hole.
- Non handed (except Collins)



Lonsdale square passage BL



Lonsdale square passage BN or CP



Lonsdale round passage BL



lever privacy set - detail of inside snib turn



Lonsdale square double cylinder eurobolt BL



Lonsdale square double cylinder eurobolt BN or CP



Lonsdale round double cylinder eurobolt BL

Available Finishes:

BN = Brushed Nickel

CP = Polished Chrome (Lonsdale only)

BL = Matte Black (Lonsdale only)



Lonsdale square single cylinder eurobolt BL



Lonsdale square single cylinder eurobolt BN or CP



Lonsdale round single cylinder eurobolt BL

Limited Guarantee:

10 year mechanical.

5 year finish Brushed Nickel & Polished Chrome.

12 months finish Matte Black.



Lonsdale round entrance BN or CP



Collins round entrance BN only



Lonsdale round privacy set BN or CP



Collins round privacy BN only



Lonsdale round passage BN or CP



Collins round passage BN only



Lonsdale round double cylinder eurobolt BN or CP



Collins round double cylinder eurobolt BN only



Lonsdale round single cylinder eurobolt BN or CP



Collins round single cylinder eurobolt BN only

Gibson 3 in 1 Entrance Lock



Fits 2 x standard 54mm crossbore holes.

Gibson entry set featuring key in lever set with inside snib locking, and double cylinder eurobolt set, brushed nickel finish.

3 functions:

- Passage Set.
- Entrance keylock with inside snib function.
- Double cylinder deadbolt (key both sides).
- Available in Brushed Nickel, Polished Chrome and **Matte Black** finishes.

Lonsdale Square Combination Trim Set



Lonsdale combination trim set featuring key in lever set with inside snib locking, and double cylinder eurobolt set, matte black finish.

Note: Order P-L-SQ-COMB-BL-V with 2 X Lonsdale trim plate P-L-SQ-TRIM-BL-V.

Also available in brushed nickel or polished chrome finish.

Limited Guarantee:

10 year mechanical.
5 year finish Brushed Nickel & Polished Chrome.
12 months finish Matte Black.

Stainless Steel Levers (304 grade)



Description:

Square and round backplate designs.
60mm round mounting rosette - suits
54mm crossbore hole.

Functions:

Passage set for hallways & non locking doors.
Privacy function with snib function for bedrooms and bathrooms using a privacy adaptor.
Dummy lever function for closets and robes.
For entrance function, see section on external security.

Finishes:

SS = Stainless Steel.

Limited Guarantee:

10 year mechanical.
5 year finish* (*refer to cleaning and general care instructions).
(Further details of Guarantee available on Nidus Website.)



VSS-02-SS



VSS-06-SS



VSS-01-SS/PSS



VSS-05-SS/PSS



VSS-07-SS



Privacy Snib Turn Set SS - square backplate design (Privacy Bolt supplied separately).



VSS-03-SS



Cylinder Escutcheon SS, square backplate design, to suit Euro or Oval cylinder.



VSS-04-SS



Privacy Snib Turn Set SS - round backplate design (Privacy Bolt supplied separately).



Cylinder Escutcheon SS, round backplate design, to suit Euro or Oval cylinder.

OZI-1 Lock Combos



Inside View, OZI 1 mortice lock with Nidus Marino lever on longplate (right hand) with matte black (BL) finish.

OZI-1 Mortice Lock with Nidus Lever on Longplate

For entrance hinged doors

Australian Made Mortice Lock

Ideally suited to Nidus lever on longplate ranges.

3 functions in 1 lock:

- Double cylinder deadbolt.
- Nightbolt (inside snib locking).
- Passage function.

- 60mm and 46mm backset models.
- single handed entry (key retracts bolts & latch).
- Standard or rebated striker kits available.



Nidus Mediterranean lever on longplate options:



Rialto Lever,
SC, CP, PVD-BN



Turin Lever
SC, CP, BC



Metro Lever
SC, CP



Domici Lever
SC, CP, BC

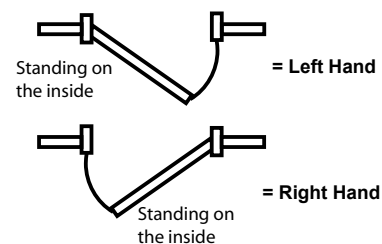


Marino Lever
SC, CP, BL



Altro Lever
SC, CP, BC, PB

Handing Information



Limited Guarantee:

10 year mechanical.
5 year finish on all finishes
except matte black - 12 months.
(Further details of Guarantee
available on Nidus Website.)

Nidus Stainless Steel lever on longplate options:



VSS-01 Lever
SS



VSS-02 Lever
SS

Finishes:

SC = Satin Chrome.
CP = Polished Chrome.
BC = Brushed Chrome
SS = Stainless Steel.
PSS = Polished Stainless Steel.
BL = Matte Black

PVD-BN = PVD Brushed Nickel with
extended warranty.
PVD-PB = PVD Polished Brass with
extended warranty.



OZI 1 mortice lock with
Nidus Berlin lever on
longplate, right hand,
stainless steel

OZI-2 Lock Combos



Inside View, OZI 2 sliding mortice lock with Nidus snib turn escutcheon set satin nickel (SN) finish, and PH826 195mm stainless steel pull handle set.

OZI-2 Sliding Door Mortice Lock with Nidus Accessories and Entry pull handle set.

For external sliding doors with entry pull handles.

Australian Made Mortice Lock

Ideally suited to Nidus Accessories and pull handles.

3 functions in 1 lock

- Double cylinder deadbolt
- Nightlatch (inside turn snib locking)
- 46mm backset model only
- One handed entry (key retracts bolt).
- Standard or rebated striker kits available.
- Stainless steel or polished stainless steel finishes.



OZI-2 Sliding Door Mortice Lock Combo Set includes:

- OZI-2 mortice lock 46mm backset
- OZI-2 standard striker and face plate kit
- Double euro cylinder
- OZI-2 snib turn/escutcheon set
- PH 826 -195mm length stainless steel entry pull handle set.



OZI-2 mortice lock with standard striker and face plate kit



Detail of the OZI-2 mortice locking claws.

Limited Guarantee:

10 year mechanical.
5 year finish on all finishes except matte black - 12 months.
(Further details of Guarantee available on Nidus Website.)

Finishes:

SS = Stainless Steel.
PSS = Polished Stainless Steel.



OZI-3 Lock Combos



Outside view, OZI 3 roller mortice lock with Nidus rectangular snib turn escutcheon set satin nickel (SN) finish (right hand), and PH826 400mm stainless steel pull handle set.

OZI-3 Roller Mortice Lock with Nidus Accessories and Entry pull handle set.

For external hinged and pivot doors.

Australian Made Mortice Lock

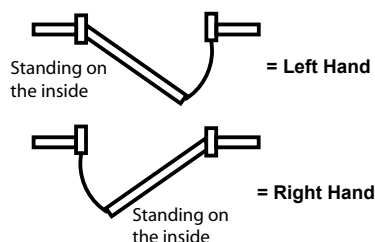
Ideally suited to Nidus Accessories and pull handles.



3 functions in 1 lock

- Double Cylinder Deadbolt
- Nightbolt (inside Turn Snib locking)
- 60mm and 46mm backset models
- One handed entry (key retracts bolt and latch).
- Standard or rebated striker kits available.
- Stainless Steel or Polished Stainless Steel finishes.

Handing Information



OZI 3 Snib Escutcheon Options:



CRL-826-OR-REC-BL
(right handed model pictured)



CRL-804-OR-RAD-SS
(right handed model pictured)



CRL-826-OR-SS
(right handed model pictured)

OZI-4 Lock Combos



OZI-4 Deadlatch Mortice Lock with Nidus Accessories and Entry pull handle set.

For external hinged and pivot doors.

3 functions in 1 lock

- Double Cylinder Deadlatch (lockable from both sides of door)
- Snib turn latch unlocking from inside when not deadlatched.
- Snib turn hold back function



Double Cylinder Deadlatch (locked both sides)



Snib can be set to "hold back" function



Secure latch function - Pull door shut from outside, open door with snib turn from inside.



- Australian Made Mortice Lock
- Non handed
- 60mm backset model only
- One handed entry (key retracts latch)



CDL-888-O-REC-BL

- 600mm pull handle set
- Inside snib plate 145x40x3mm
- Outside escut. plate 145x40x3mm




CDL-888-O-REC-SS

- 600mm pull handle set
- Inside snib plate 145x40x3mm
- Outside escut. plate 145x40x3mm

Entrance Security Locks

Mortice Lock

- Triple bolt with double security throw.
- Ideally suited to Nidus Mediterranean lever on longplate products.
- 60mm and 45mm backsets available.
- 85mm handle centre to keyhole centre measurement.
- Use with double euro cylinder or single euro cylinder with thumbturn.



MLW60SC mortice lock.



Double euro cylinder
(key both sides)



Single euro cylinder
with inside snib turn



Nidus euro cylinder mortice lock with
Nidus Mediterranean lever on longplate
(Metro) in satin chrome finish.

Eurobolt



Eurobolt (Round)
double cylinder



Eurobolt (square)
double cylinder



Eurobolt (round)
single cylinder

Adjustable 60/70mm latchbolt.
Slim-line design, matches most lever
rosette styles.
Round and Square Rosette designs.
Available in Matte Black, Polished
Chrome, Satin Chrome, Satin Nickel,
and PVD gold finishes.
Single and double cylinder models
available.

Keylock and Deadbolt



Entrance Keylock



Double Cylinder Deadbolt

Grade 3 keylocks and deadbolts.
60mm backset.
304 grade Stainless Steel.
Available in Stainless Steel and Polished
Stainless Steel finishes.

Limited Guarantee:

10 year mechanical.
5 year finish on all finishes
except matte black - 12 months.
(Further details of Guarantee
available on Nidus Website.)

Stainless Steel Entry Pull Handle Sets - 304 Grade Tubular



PH826-400mm-SS pictured with
OZI-3 Roller Mortice Combo set.



PH888-SS
PH888-PSS
PH888-BL
600x40x20mm



PH863-SS
600x25x25mm



PH823-SS
600x30mm



PH836-SS
600x32mm



PH834-SS
PH834-SS/PSS
800x38x38mm
1200x38x38mm
PH834-PSS
1200x38x38



PH803-SS/PSS
840x32mm



PH826-SS
800x38x24mm
1200x38mm



PH804-SS
300x25mm
500x32mm
900x32mm



PH826-SS
195x30x15mm
400x30x15mm
600x30x15mm
PH826-PSS
400x30x15mm
195x30x15mm
PH826-BL
400x30x15mm

Note: All Pull handle Sets above are sold as back to back pairs.
Ideal for use with the Nidus OZI Mortice locks.

Colombo Italian Entrance Pull Handles - Solid Brass Material



Square HPS/1 pull handle installed with OZI-4 Deadlatch mortice lock and Nidus accessories.

Designed and manufactured in Italy by Colombo Design. Pull handles can be supplied as back to back, single face fix, and through the door fix, depending on the fixing kit chosen. These pull handles are ideal for entrance doors that are fitted with the OZI-3 Roller mortice lock (see external security - page 5).



Square
SC,HPS/1,VM
304mm length.
70mm projection.
250mm hole centres.



Flessa SC,CP
278mm length.
100mm projection.
247mm hole centres.



Zen Straight SC,CP
500mm length.
70.5mm projection.
300mm hole centres.



Zen Curved SC,CP
496mm length.
70.5mm projection.
300mm hole centres.



Noa Straight SC,CP
500mm length.
70.5mm projection.
300mm hole centres.



Noa Curved SC,CP
495mm length.
70.5mm projection.
450mm hole centres.



Limited Guarantee:

10 year mechanical.
5 year Finish.
(Further details of Guarantee available on Nidus Website.)

Finishes:

SC = Satin Chrome.
CP = Polished Chrome.
HPS/1 = PVD Satin Nickel.
VM = Vintage Matte.

Mardeco "M" Series Cavity Sliding Door Sets

Flush Pull Privacy Sets



Application:

Sliding Doors
(Timber or Aluminium)
Door thickness 34-50mm
Backset 35mm & 50-55mm



Contents:

1 x Flush pull privacy slide
1 x Flush pull emergency release
1 x Sliding door lock
1 x Striker plate & box
1 x Fixing components



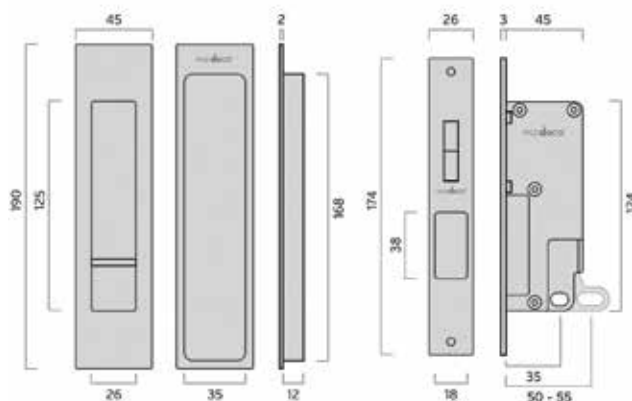
Matte Black
Privacy set
BL8004/SET



Bronze
Privacy set
BR8004/SET



Brushed Nickel
Privacy set
BN8004/SET



Satin Chrome
Privacy set
SC8004/SET



Chrome
Privacy set
PC8004/SET



Satin Brass
Privacy set
BRS8004/SET

Flush Pull Passage Sets



Application:

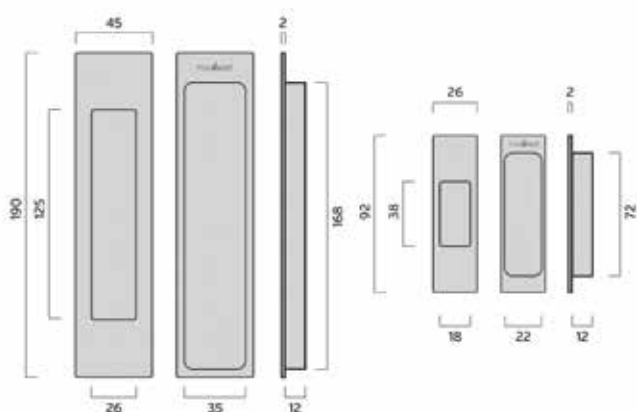
Sliding Doors
(Timber or Aluminium)
Kitchen Cabinets



Contents:

2 x Flush pulls
1 x End Pull
1 x Fixing components

Finish	Code
Matte Black	BL8008/SET
Bronze	BR8008/SET
Brushed Nickel	BN8008/SET
Satin Chrome	SC8008/SET
Polished Chrome	PC8008/SET
Satin Brass	BRS8008/SET



Cavity Sliding Door Hardware

Cavity Sliding Door Accessories



SCD-PRI-SQ
privacy set
SS, PSS, BL finishes



SCD-PRI-SQ
privacy set
SS, PSS, BL finishes



SCD-PAS-SQ
passage set
SS, PSS, BL finishes



FINGERPULL
BN, CP



SCD-PRI-RD
privacy set
SS, PSS, BL finishes



SCD-PRI-RD
privacy set
SS, PSS, BL finishes



SCD-PAS-RD
passage set
SS, PSS, BL finishes

Flush Pulls



FPCRAD
SC,CP,BL



FPCREC
SC,CP,BL



FPCRAD
SC,CP,BL



FPCREC
SC,CP,BL



FPREC
SC,CP,PB



FPRAD
SC,CP,PB

Finishes:

SC = Satin Chrome
CP = Polished Chrome
PB = Polished Brass
GD = Titanium Gold
BL = Matte Black
SS = Stainless Steel
PSS = Polished Stainless Steel
SN = Satin Nickel
BSC = Brushed Satin Chrome
BSN = Brushed Satin Nickel

Stainless Steel Flush Pulls



FPSQ1
SS,PSS



FPRD1
SS,PSS



FPSQ2
SS,PSS

Limited Guarantee:

10 year mechanical.
5 year finish on all finishes
except matte black - 12 months.
Further details of Guarantee
available on Nidus Website.

Cabinet knobs and Pull Handles



CABPRO-128-SS and CABPRO-192-SS stainless steel pull handles.



CABPRO
SS,PSS



CABFB
SN,CP



CABSQ1
SN, BL
96,160,320mm
hole centres



CABSQ2
SN, BL
128,192mm
hole centres



CABMK30
SN,CP,PB



CABFB30
SN,CP,PB



CABFK25
SN,CP,PB

Robe Pulls



Spectrum SRP1, SC, SN, CP, BL



WWCK
SC, CP, GD



CABSQ4
SN,CP, BL



CABEC18
SN,CP



Corona CWK
SC, CP, GD
Also available as a
passage set.



Wentworth WWK
SC, CP, GD
Also available as a
passage set.

Stainless Steel Cabinet Hardware



CABSS04 ss



CABSS03 ss



CABSS02 ss

Finishes:

SC = Satin Chrome SS = Stainless Steel
CP = Polished Chrome SN = Satin Nickel
PB = Polished Brass GD = Titanium Gold
BL = Matte Black
BSC = Brushed Satin Chrome
BSN = Brushed Satin Nickel

Colombo "Formae" Italian Cabinet Pulls



F104 SC,CP



F103 SC,CP



F114 SC,CP



F108 SC,CP



F102 SC,CP



F103 SC,CP



F514 SC,CP



F515 SC,CP



F101 SC,CP

Limited Guarantee:

10 year mechanical. 5 year finish on all finishes except matte black (12 months). Further details of Guarantee available on Nidus Website.

Door Stops



DSWM4
SC,CP



DSWM2
SC,CP,PB



DSWM5
SS, PSS, BL



DSWM1
SC,BSC,BSN,CP,PB,BL



DSEXT1
SC, CP



DSPL1
CP,PB



DSFM1
SC,CP,PB



DSFM1RIS
SC,CP,PB

DSMAG1 CP

Privacy Snib Turn set



Privacy snib turn set - round or Square backplate
Including bolt, BL, SC, CP



PL60-4 BL, SS, PB
* bolt only

Privacy Indicator Bolt



PIB1 SC, CP, PB

Latches and Catches



LATDS60 SC,CP,BSC,BSN,PB, BL



LATDS60 SS
7.6 or 8.0mm cam



BC1 NP
Ball catch



LATREB SC,CP,PB
Latch rebate kit



RB1-SS-V
Heavy duty roller latch
Stainless steel finish



RB1-85STRIKER-SS-V
Extended striker (85mm) to suit
RB1-SS-V

Flush Bolt



FP6 (150mm)
SS,PSS,PB, BL

Concealed Magnetic Catch



PLS24PRO

Ideal for wardrobes and closets. Magnetic non interference catch. Includes patented stainless steel housing cup to cover up rough hole edges. Also includes power adjustable packers.

Hinges



H100X75
SS,PSS, BL



H85X60
SS,PSS,BL

Galaxy Mailboxes



100% 2mm stainless steel
Marine Grade AISI316
Satin brushed finish
Security lock (2 keys).
Wall fixing included.
Accepts A4 size mail (Vega accepts A3)

Galaxy 316 Marine Grade Stainless Steel Mailboxes from Belgium



Centauri

Dimensions:
390W, 200H, adjustable sleeve for variable depth (205-380mm)
2 keys provided for lockable rear flap
Front, back, and Internal Sleeve all 316 Marine Grade Stainless Steel.



Alpha

Dimensions:
230W, 165H, 25D
2 keys provided for Beta lockable flap



Beta

Door Mail system



Plate - Front

Dimensions:
Plate300: 300 x 80mm
(Opening 250 x 40mm)
Plate400: 400 x 100mm
(Opening 330 x 50mm)



Plate - Back

Dimensions:
Plate300-Back: Not available
Plate400-Back: 400 x 100mm
(Opening 330 x 60mm)



Capella

Dimensions:
360W x 490H x 130D



Vega

Dimensions:
405W x 535H x 135D



Arcturus

Dimensions:
355W x 535H x 235D



Antares

Dimensions:
340W x 445H x 135D



Stand

Dimensions:
315W x 1700H x 38Dia.

