

Tangerine

guitar arrangement by: Doug Edgell
Led Zeppelin

Standard tuning

♩ = 90

S-Gt

Am

Am/G

mf

1

5-4-5-4-5-4-5-4

TAB

1	1	1	1	1	1	1	1	1	1	5	4	5	4	5	4	5	4
2	2	2	2	2	2	2	2	2	2								
0	0	0	0	0	0	0	2	2	2	3	3	3	3				

Intro/verse

Am

3

4

TAB

										1	3	1	0
										2	2	2	0
										0		0	

5

G

D

D

Am

TAB

3	3	2	2	2	2	2	2	2	2	2	2	2	1	3	1	0
0	0	3	3	3	3	3	3	3	3	3	3	3	2	2	2	0
0	0	0	0	0	0	0	0	0	0	0	0	0	0	0	0	0

G: x0003-3-4

D: x00-132

C: x-32-1-

7

 TAB: 3 0 0 0 2 2 2 1 0 2 3 3 3 2 0 0 0 0

Da Coda

Am: x0231-

G/D: x0000-4

G: x0003-3-4

D: x00-132

D: x00-132

Dsus4: x00-124

D: x00-132

Dsus2: x00-13-

9

 TAB: 1 2 0 1 2 2 2 3 0 3 3 2 2 2 2 2 2 2 2 2 2 2 0 3 3 3 3 3 3 0 3 0

1.

D: x00-132

Am: x0231-

2.

D: x00-132

C: x-32-1-

D: x00-132

G: x0003-3-4

11

 TAB: 2 3 0 1 2 2 2 0 2 3 0 1 1 1 2 2 2 3 3 3 3 3 0 0 0 0 3 3

Chorus



G

32---4

D

---132

C

-32-1-

C

-32-1-

D

---132

G

32---4

13

3x

3x

Da Double Coda

G

32---4

D

---132

D

---132

15

Solo

D.S. al Coda



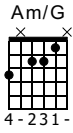
Am

--231-

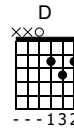
Am

--231-

17



4-231-

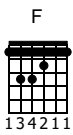


--132

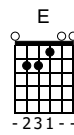
19

TAB

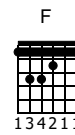
1	1	1	1	1	1	1	1	1	2	2	2	2	2	2	2	2	2	2	2
2	2	2	2	2	2	2	2	2	0	0	0	0	0	0	0	0	0	0	0
3	3	3	3	3	3	3	3	3	0	0	0	0	0	0	0	0	0	0	0



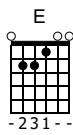
134211



-231--



134211

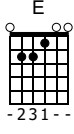


-231--

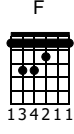
21

TAB

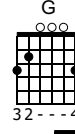
1	1	1	1	1	1	1	1	1	0	0	0	0	1	1	0	0	0	0	0
1	1	1	1	1	1	1	1	1	0	0	0	0	1	1	0	0	0	0	0
2	2	2	2	2	2	2	2	2	1	1	1	1	2	2	2	2	2	2	2
3	3	3	3	3	3	3	3	3	2	2	2	2	3	3	3	3	3	3	3
4	4	4	4	4	4	4	4	4	0	0	0	0	1	1	0	0	0	0	0



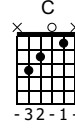
-231--



134211



32---4



-32-1-

23

TAB

0	0	0	0	0	1	1	1	3	3	3	1	1	1	1	1	1	1	1	1
0	0	0	0	0	1	1	1	0	0	0	0	0	0	0	0	0	0	0	0
2	2	2	2	2	3	3	3	2	2	2	2	2	2	2	2	2	2	2	2
3	3	3	3	3	2	2	2	3	3	3	3	3	3	3	3	3	3	3	3

Chord diagrams: G (320000), D (xx0232), D (xx0232), C (x021x), D (xx0232), G (320000)

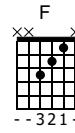
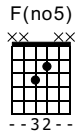
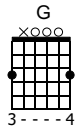
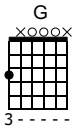
TAB: 3 2 2 2 2 2 2 2 0 0 0 0 0 0 2 3 1 1 1 2 2 2 3 0 0 0 0 0 3 3

Chord diagrams: D (xx0232), D (xx0232)

TAB: 2 3 2 2 2 2 2 2 0 0 2 3 2 3 2 3 0 0

Chord diagrams: D (xx0232), Dsus4 (xx0232), D (xx0232), Dsus4add9(no5) (xx00o), Outro Am (x0231)

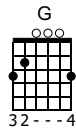
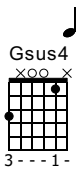
TAB: 2 3 2 2 2 3 2 0 0 0 3 3 0 0 0 1 2 2 0 0 3



31

TAB

0	1	3	3	3	3	3	3	3	3	3	3	3	3	3	3	3	3	3	3
0	0	0	0	0	0	0	0	0	0	0	0	0	0	0	0	0	0	0	0
0	0	0	0	0	0	0	0	0	0	0	0	0	0	0	0	0	0	0	0
3	3	3	3	3	3	3	3	3	3	3	3	3	3	3	3	3	3	3	3



33

TAB

1	0	0	0	3	0	0	0	0	0	0	0	0	0	0	0	0	0	0	0
0	0	0	0	0	0	0	0	0	0	0	0	0	0	0	0	0	0	0	0
0	0	0	0	0	0	0	0	0	0	0	0	0	0	0	0	0	0	0	0
3	3	3	3	3	3	3	3	3	3	3	3	3	3	3	3	3	3	3	3