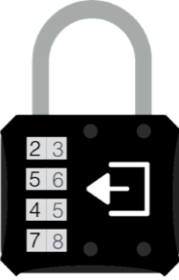












Brainstorm Worksheet

This guide below can serve as a visual mapping or brainstorming tool for creating your game. It can also serve as a quick reference for you or a new facilitator.

LOCK TYPE	LOCK COMBINATION	HOW WILL THEY KNOW THE COMBO?	WHERE WILL IT LEAD?
 <p>4-Digit Lock</p>			
 <p>3-Digit Lock</p>			
 <p>Directional Multilock</p>			
 <p>ABC Multilock</p>			

ITEM TYPE	COMBINATION / PURPOSE	WHAT WILL THEY DO WITH IT?	WHERE WILL IT LEAD?
 <p>Red Lens Viewer</p>			
 <p>USB Drive</p>			
 <p>Large Lock Box</p>			
 <p>Smaller Lock Box</p>			

ITEM TYPE	PURPOSE / ROLE	WHAT WILL THEY DO WITH IT?	WHERE WILL IT LEAD?
 <p>UV Flashlight</p>			
 <p>UV Pen</p>			
 <p>Reflection Cards</p>			
<p>Other Item</p>			
<p>Other Item</p>			