

Takasho Ever Art Wood[®] and Art Board[®]

Photorealistic aluminium
profiles and boards



covet[®]

Ever Art Wood®

High quality aluminium extrusions with Japanese styling and attention to detail.

Features: Photorealistic appearance / matte finish (timber varieties) / no surface preservation required / dimensionally straight for life / no splitting or warping / low maintenance / fire tested / no significant colour fade / 10 year outdoor warranty.

Standard profiles

Square



Rectangle



Plank



Sizes

20x20mm

40x40mm

60x60mm

75x75mm

85x85mm

100x100mm

120x120mm

Sizes

20x40mm

30x50mm

30x60mm

30x85mm

85x170mm

Sizes

8x75mm

15x85mm

10x100mm

10x150mm

13x100mm

13x120mm

13x150mm

Standard 4m lengths for all profiles. Some profiles available in 6m.

Profiles perform well when tested to AS/NZ 1530.3 (spread of flame/index 0) and AS/NZ 3837-1998 (result/Group 1). Test certificates available.

Designed and crafted in Japan, the Takasho Ever Art range delivers the benchmark in exterior photorealistic surface finishes.


Ever Art Wood®

Beautiful, functional, batten cladding systems, designed and manufactured with Japanese precision.

Features: Multiple batten and screening combinations / dimensionally accurate for ease of installation / 10 year outdoor warranty.

Installation systems

T2C




Size

28x60mm

Pair with standard profiles.

Kabebari



Sizes

20x20mm

30x50mm

30x85mm

Mitzosuki



Sizes

30x50mm

50x50mm

30x60mm

40x100mm

50x100mm

60x30mm

Mitzosuki L-bracket



Size

50x50

Centres

60mm

90mm

100mm

125mm

150mm

175mm

200mm

Standard 4m length for all profiles. Some profiles available in 6m.



Ever Art Board®

Innovative fire tested aluminium boards for indoor and outdoor applications.

Features: Photorealistic appearance / matte finish (timber varieties) / no surface preservation required / quick installation / light and easy to fabricate / no significant colour fade / solid aluminium sheet / 10 year outdoor warranty.

Board variants

Sizes

1000 x 2000mm x 0.6mm

1000 x 2000mm x 1mm

1000 x 2000mm x 2mm

Note: 3mm composite boards (910mm x 2440mm) available on request if fire resistance is not needed.

Colour co-ordinated joining and mounting accessories available



























Composite boards pictured to demonstrate fixing accessories.



Colour palette

Created from actual timber species and metal surfaces in Japan, these photorealistic options present designers with original colours to complement or add contrast to surfaces or surrounds.

24 colours are presented in both Art Wood® and Art Board®. Additional colour options available from the vast Takasho library.

					
Burakku Suchi-ru*	Rasuti Daaku*	Rasuti Koppa*	Gan Metaru*	Guritta Shiruba*	Kurosumi
					
Chakooru Gurei	Kakicha*	Daaku Pain	Burakku Eboni*	Karacha*	Kurashikku Buraun*
					
Buraun Eboni*	Wuoru Nato	Pain	Raito Zebura	Jara	Kuri Masame*
					
Nacyuraru*	Kareiro*	Oku	Kurashikku	Supuringu Oku	Howaito Pain

Unique textured surface



Kuri-Masame



Kakicha

Some varieties have distinct surface finishes to enhance realism.

* Denotes unique texture

Pergolas

A variety of Ever Art Wood® pergola kits are available. Produced with precision accuracy in Japan. The kits are designed for easy assembly. Enquire about size and colour options.



Artport®

These kit form car ports are designed to provide a modern aesthetic. The lined design incorporates a tough roof (charcoal or opaque), and drainage. Artport® are available in both cantilever and double bay designs.



Frame colours



Howaito Pain

Burakku Eboni

Buraun Eboni

Pain

Size range Cantilever: 2.1–3m(w) and 3.6–7.2m(l) / Double bay: 4.7–5.9m(w) and 4.9–5.6m(l)

Screens / Fence Panels / Pivot Doors / Gates

Ready made items are also available.

Designed and built by Takasho in Japan.
These precise, high quality products are suited
to modern residential or commercial designs.



Screen kits are offered in many sizes. Complementary mailboxes are also available.

Architectural batten cladding

Ever Art Wood® offers lineal cladding designs — a timeless, fire tested, maintenance free option. The colour palette provides designers with a modern aesthetic that will maintain its original colour tone for years to come.



A variety of batten cladding systems are also available to realise your design. T2C system pictured.

For all sample, technical and
installation enquiries please contact:

Covet International


E info@wecovet.com.au

T +613 9398 8128

wecovet.com.au

Covet brings to the design community
a series of unique architectural products
from Australia, Japan and beyond.

Visit wecovet.com.au to explore other ranges.



Japanese low volt LED lighting



Concrete tiles and wall cladding



10mm Concrete Overlay

covet[©]

Ever Art Wood[®], Art Board[®] and Artport[®] are registered trademarks of Takasho Co., Ltd.