





**Beyond Words**  
empowering people through pictures


# An Easy Guide to Bowel Cancer Screening



Illustrated by Catherine Brighton  
and Lucy Bergonzi












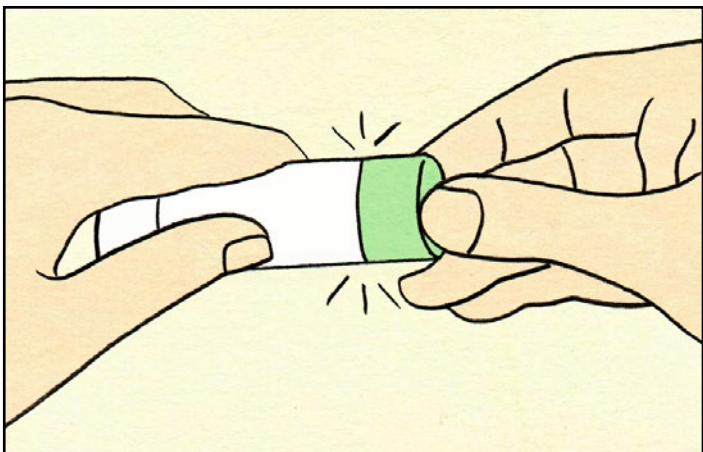
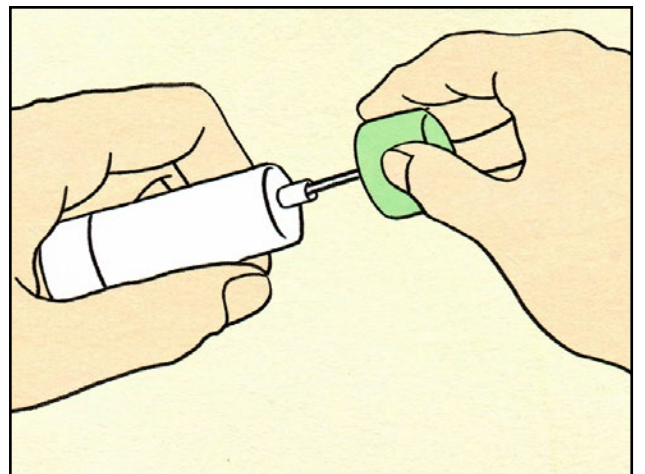
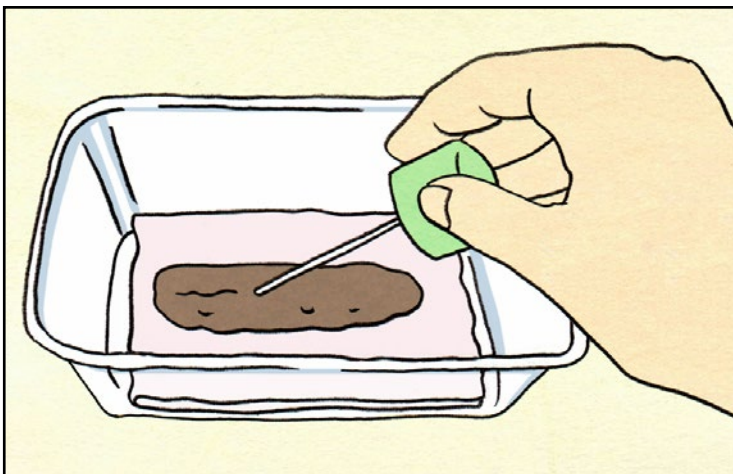





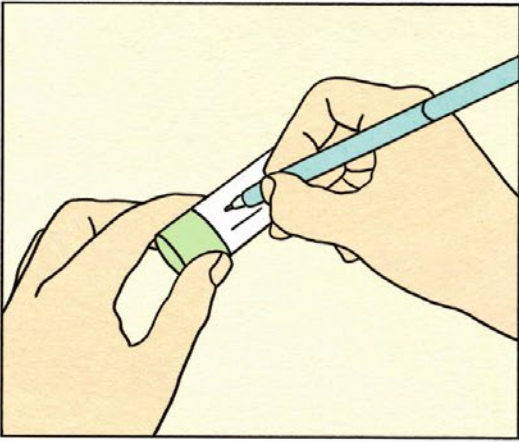



















## **A suggested storyline**

1. Cancer of the bowel is more common in older people. If you find it early it can be treated. There is a test for bowel cancer.
2. The testing kit comes in the post.
3. You can decide if you want to do the test.
4. Take the testing kit and a clean container to catch your poo into the toilet.
5. You are going to test your poo using the testing kit. Put some toilet paper in the container you use to catch your poo.
6. Catch your poo in the container. Put it down somewhere safe.
7. Wipe the stick through the poo. Put the stick back into the kit. Click the lid closed. Do not reopen the kit. Tip the poo into the toilet.
8. Throw away the container and wash your hands. Now everything is finished. Make sure you have written the date on your test kit label. Put the test kit in the special envelope.
9. Put the envelope in a post box. You don't need a stamp.
10. You will get a letter to tell you the results. If everything is OK with the test, you don't need any more tests. Some people will be asked to go for a different test.



# How to read this leaflet

This is a story for people who find pictures easier to understand than words. It is not necessary to be able to read any words at all.

1. Start at the beginning and read the story in each picture. Encourage the reader to turn the pages at their own pace.
2. Whether you are reading the story with one person or with a group, encourage them to tell the story in their own words. You will discover what each person thinks is happening, what they already know, and how they feel. You may think something different is happening in the pictures yourself, but that doesn't matter. Wait to see if their ideas change as the story develops. Watch, wait and wonder.
3. It can help to prompt the people you are supporting, gradually going deeper into the meaning, for example:
  - I wonder who that is?
  - I wonder what is happening?
  - What is he or she doing now?
  - I wonder how he or she is feeling?
  - Do you feel like that? Has it happened to you/ your friend/ your family?
4. Some people will not be able to follow the story, but they may be able to understand some of the pictures. Stay a little longer with the pictures that interest them.



# Beyond Words

empowering people through pictures

Published in the UK 2021 by Books Beyond Words, charity number 1183942 (England and Wales).

First published with illustrations by Catherine Brighton. Updated edition published in 2021 with illustration amendments by Lucy Bergonzi.

Text & illustrations © Books Beyond Words, 2021.

No part of this leaflet may be reproduced in any form, or by any means, without the prior permission in writing from the publisher.

Further information about the Books Beyond Words series can be obtained from our website: [www.booksbeyondwords.co.uk](http://www.booksbeyondwords.co.uk).