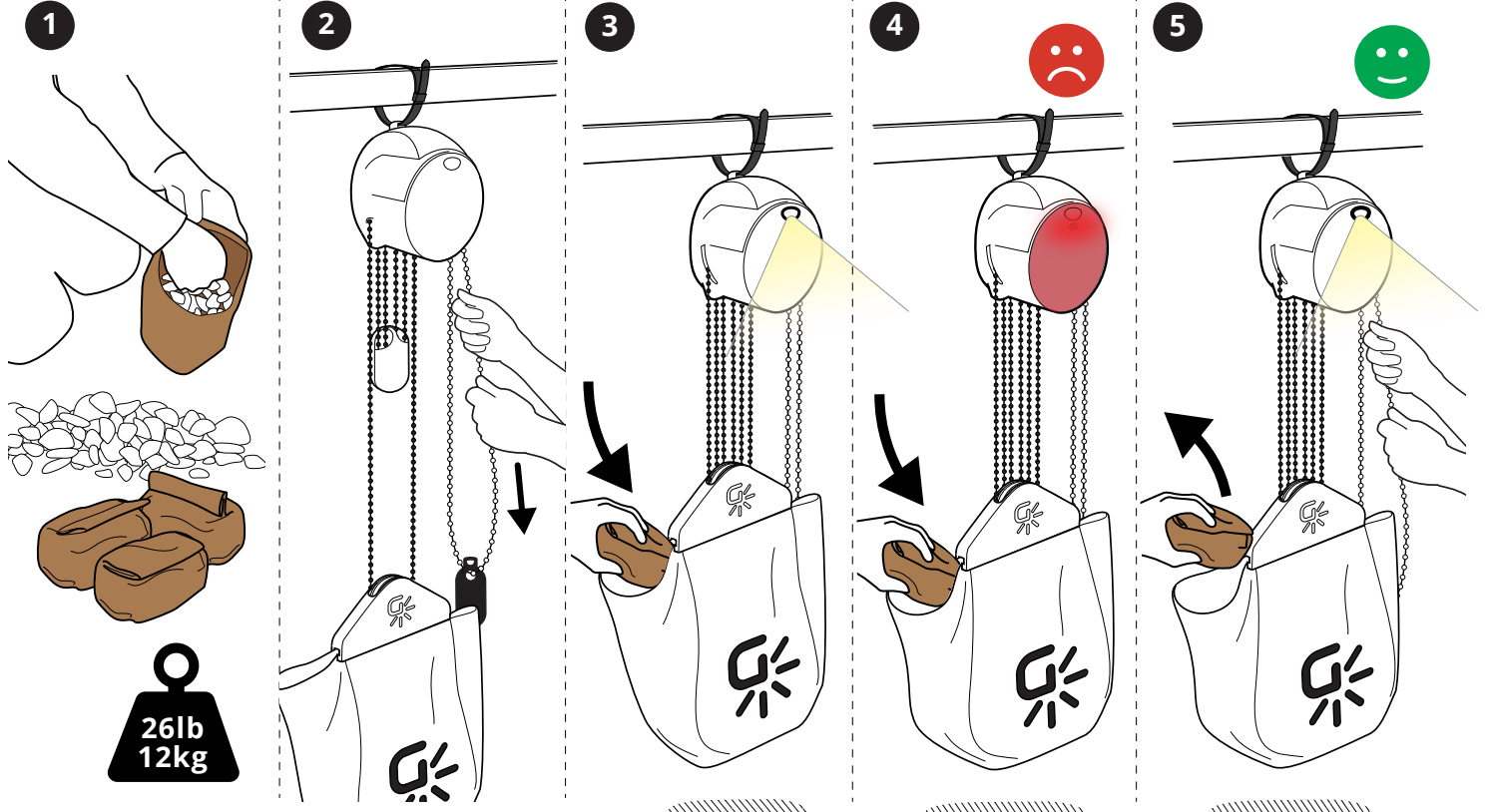


GravityLight Set Up



1 FILL THE PAPER BAGS WITH SOMETHING HEAVY (E.G. ROCKS, STONES OR SAND)

JAZA MIFUKO NA KITU KIZITO (E.G. MAWE, MCHANGA, CHANGARAWE)

2 HANG GRAVITYLIGHT (FROM SOMETHING STRONG) AND PULL THE ORANGE CORD TO LIFT THE FABRIC BAG

INIA GRAVITY LIGHT KWA KITU IMARA ALAFU VUTA KAMBA YA RANGI CHUNGWA ILI KUJINUA MFUKO WA KITAMBAA

3 PUT PAPER BAGS IN THE FABRIC BAG

WEKA MIFUKO YA KARTASI NDANI YA MFUKO WA KITAMBAA

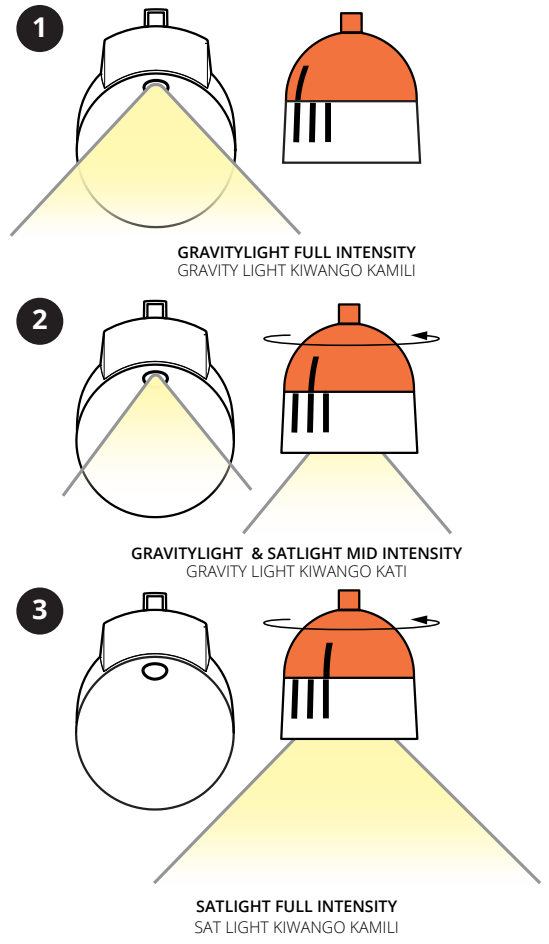

4 STOP WHEN THE RED LIGHT COMES ON

WACHA KUVUTA UKIONA MWANGA WA NYEKUNDU

5 TAKE OUT ONE PAPER BAG. PULL THE ORANGE CORD TO RETEST

TOA MFUKO WA KARTASI MOJA. VUTA KAMBA YA RANGI CHUNGWA KUJARIBU TENA

SatLight Instructions/Settings



1 GRAVITYLIGHT FULL INTENSITY
GRAVITY LIGHT KIWANGO KAMILI

2 GRAVITYLIGHT & SATLIGHT MID INTENSITY
GRAVITY LIGHT KIWANGO KATI

3 SATLIGHT FULL INTENSITY
SAT LIGHT KIWANGO KAMILI