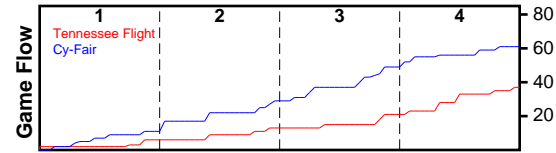


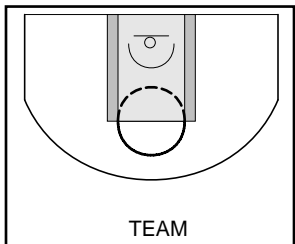
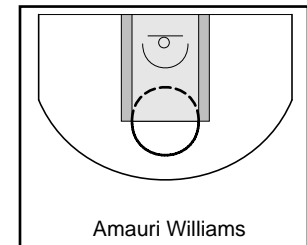

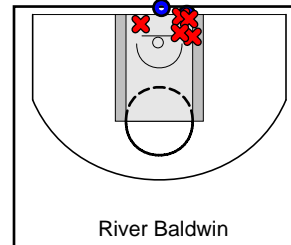
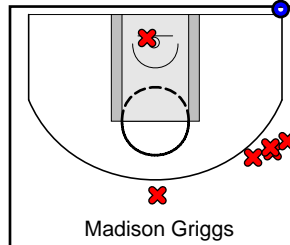
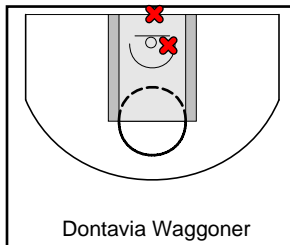
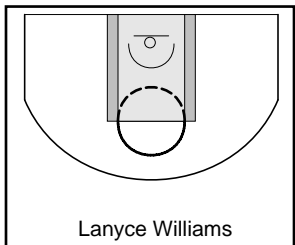
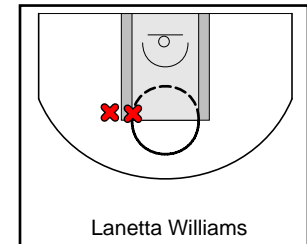
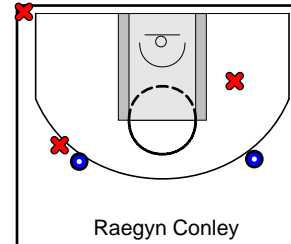
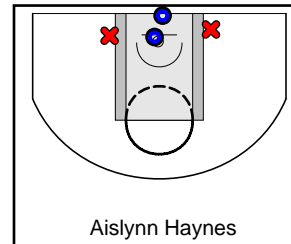
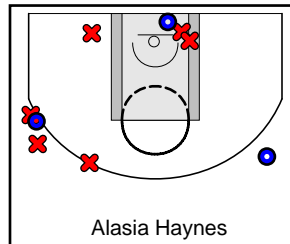
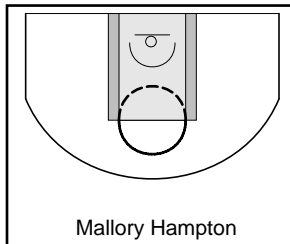
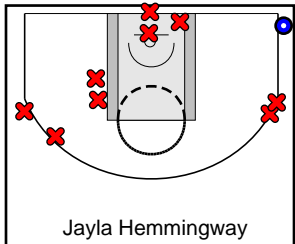
Tennessee Flight

04/21/2018 Tennessee Flight at Cy-Fair (GEYBL)

	1	2	3	4	T
Tennessee Flight	6	7	8	16	37
Cy-Fair	11	18	20	12	61



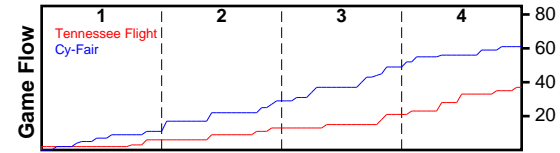
#	Name	G	MIN	FGM	FGA	FG%	2PM	2PA	2P%	3PM	3PA	3P%	FTM	FTA	FT%	OREB	DREB	REB	AST	STL	BLK	DEF	TO	PF	CHG	PM	PTS
1	Jayla Hemmingway	1	22	3	16	.188	2	11	.182	1	5	.200	0	1	.000	4	4	8	1	1	0	0	0	1	0	-17	7
3	Mallory Hampton	1	8	0	0	.000	0	0	.000	0	0	.000	0	0	.000	0	0	0	1	0	0	0	0	1	0	-4	0
5	Alasia Haynes	1	19	3	10	.300	1	4	.250	2	6	.333	0	0	.000	3	1	4	2	1	0	0	1	1	0	-13	8
11	Aislynn Haynes	1	25	2	4	.500	2	4	.500	0	0	.000	0	1	.000	1	1	2	2	2	0	0	1	3	0	-21	4
15	Raegyn Conley	1	13	2	5	.400	0	1	.000	2	4	.500	4	4	1.000	3	1	4	1	0	0	0	1	0	0	-8	10
20	Lanetta Williams	1	19	0	3	.000	0	3	.000	0	0	.000	0	2	.000	0	1	1	0	1	0	0	2	0	0	-24	0
21	Lanyce Williams	0	0	0	0	.000	0	0	.000	0	0	.000	0	0	.000	0	0	0	0	0	0	0	0	0	0	0	0
23	Dontavia Waggoner	1	14	0	3	.000	0	3	.000	0	0	.000	1	4	.250	3	2	5	1	2	0	0	1	3	0	-5	1
24	Madison Griggs	1	12	1	8	.125	0	2	.000	1	6	.167	0	0	.000	0	0	0	0	0	0	0	1	0	0	-12	3
31	River Baldwin	1	14	2	8	.250	2	8	.250	0	0	.000	0	2	.000	8	3	11	0	1	0	0	0	2	0	-20	4
33	Courtney Whitson	1	10	0	3	.000	0	3	.000	0	0	.000	0	0	.000	1	3	4	0	1	0	0	0	1	0	-1	0
44	Amauri Williams	1	10	0	0	.000	0	0	.000	0	0	.000	0	0	.000	0	0	0	0	0	0	0	2	0	0	0	0
	TEAM	1	0	0	0	.000	0	0	.000	0	0	.000	0	0	.000	0	1	1	0	0	0	0	0	0	0	0	0
	TOTALS	1	32	13	60	.217	7	39	.179	6	21	.286	5	14	.357	23	17	40	8	9	0	0	9	12	0	-24	37



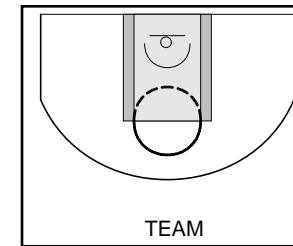
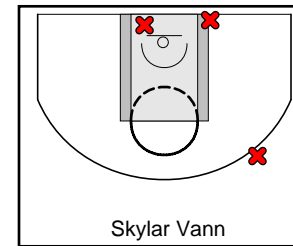
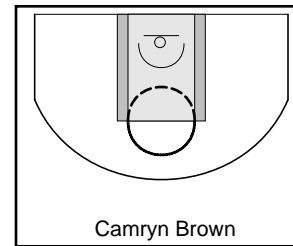
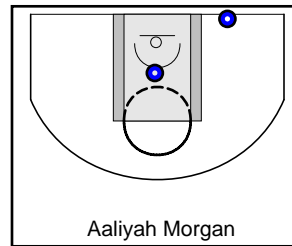
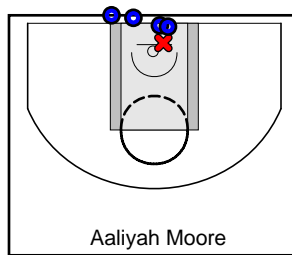
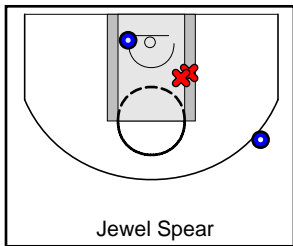
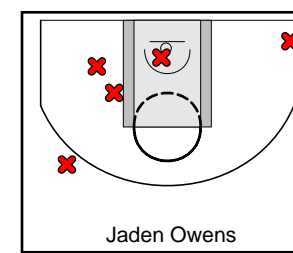
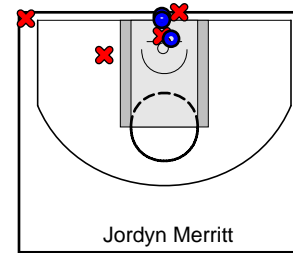
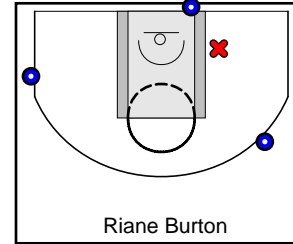
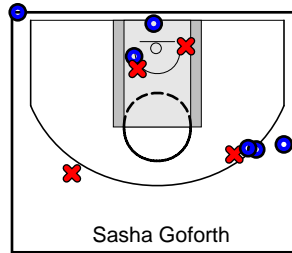
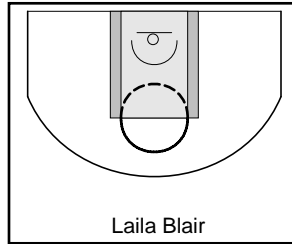
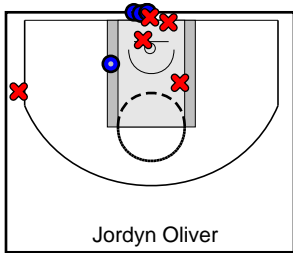
Cy-Fair

04/21/2018 Tennessee Flight at Cy-Fair (GEYBL)

	1	2	3	4	T
Tennessee Flight	6	7	8	16	37
Cy-Fair	11	18	20	12	61



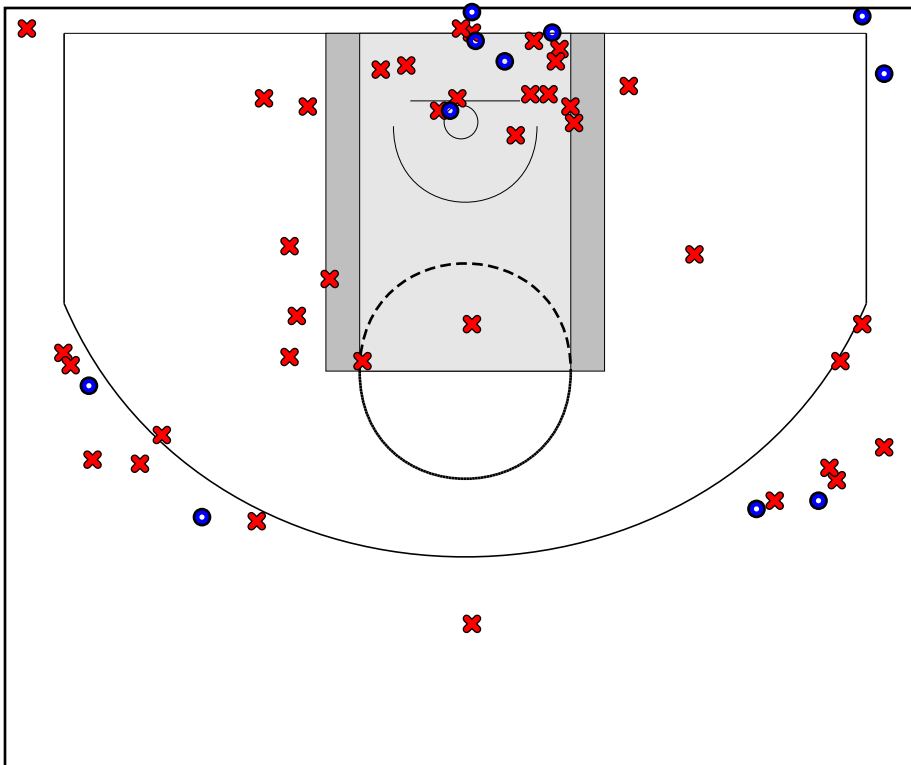
#	Name	G	MIN	FGM	FGA	FG%	2PM	2PA	2P%	3PM	3PA	3P%	FTM	FTA	FT%	OREB	DREB	REB	AST	STL	BLK	DEF	TO	PF	CHG	PM	PTS
3	Jordyn Oliver	1	24	5	10	.500	5	9	.556	0	1	.000	2	3	.667	3	5	8	2	3	1	0	1	2	0	22	12
9	Laila Blair	1	8	0	0	.000	0	0	.000	0	0	.000	0	0	.000	1	0	1	4	0	0	0	2	2	0	6	0
10	Sasha Goforth	1	20	6	10	.600	2	4	.500	4	6	.667	0	0	.000	0	3	3	0	1	1	1	1	2	0	15	16
11	Riane Burton	1	8	3	4	.750	2	3	.667	1	1	1.000	0	0	.000	1	0	1	0	0	0	0	0	0	0	-3	7
12	Jordyn Merritt	1	18	3	7	.429	3	6	.500	0	1	.000	1	2	.500	0	10	10	1	1	2	0	0	2	0	27	7
13	Jaden Owens	1	27	0	6	.000	0	4	.000	0	2	.000	0	0	.000	0	1	1	6	0	0	0	4	3	0	23	0
23	Jewel Spear	1	15	2	4	.500	1	3	.333	1	1	1.000	1	2	.500	0	1	1	2	1	1	0	0	0	0	10	6
24	Aaliyah Moore	1	16	4	5	.800	4	5	.800	0	0	.000	1	3	.333	3	2	5	0	0	1	0	0	1	0	13	9
32	Aaliyah Morgan	1	17	2	2	1.000	2	2	1.000	0	0	.000	0	0	.000	1	3	4	0	0	0	0	1	2	0	12	4
33	Camryn Brown	0	0	0	0	.000	0	0	.000	0	0	.000	0	0	.000	0	0	0	0	0	0	0	0	0	0	0	0
41	Skylar Vann	1	13	0	3	.000	0	2	.000	0	1	.000	0	0	.000	1	1	2	1	0	0	0	0	4	0	0	0
	TEAM	1	0	0	0	.000	0	0	.000	0	0	.000	0	0	.000	0	2	2	0	0	0	0	2	0	0	0	0
	TOTALS	1	32	25	51	.490	19	38	.500	6	13	.462	5	10	.500	10	28	38	16	6	6	1	11	18	0	24	61



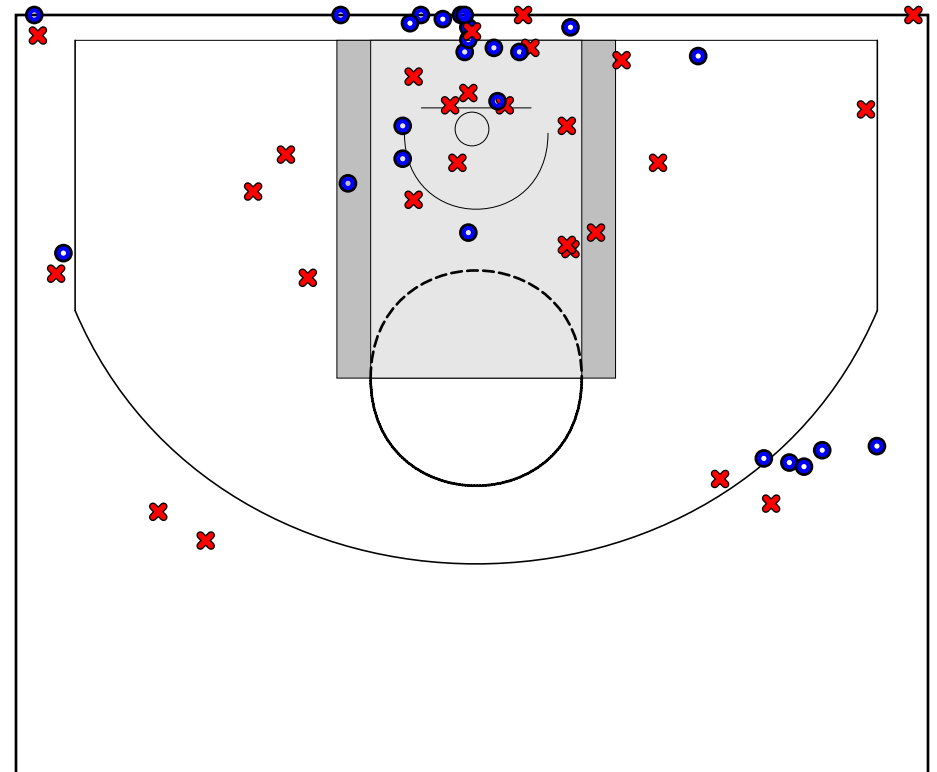
Game Summary Comparison

Statistic	Tennessee Flight	Cy-Fair
Points	37	61
<i>Field Goals</i>	13 / 60	25 / 51
<i>2 Point</i>	7 / 39	19 / 38
<i>3 Point</i>	6 / 21	6 / 13
<i>Free Throws</i>	5 / 14	5 / 10
Assists	8	16
Rebounds	40	38
<i>Offensive</i>	23	10
<i>Defensive</i>	17	28
Blocks	0	6
Steals	9	6
Deflections	0	1
Turnovers	9	11
Charges Taken	0	0
Personal Fouls	12	18

Tennessee Flight



Cy-Fair



Tennessee Flight Turnovers

Period	Clock	Player	Turnover Type
1st Period	7:07	#20 Lanetta Williams	Other
1st Period	4:42	#24 Madison Griggs	Other
2nd Period	7:28	#15 Raegyn Conley	Other
3rd Period	7:49	#5 Alasia Haynes	Other
3rd Period	6:28	#11 Aislynn Haynes	Other
3rd Period	5:38	#20 Lanetta Williams	Other
3rd Period	3:13	#23 Dontavia Waggoner	Other
3rd Period	0:59	#44 Amauri Williams	Other
4th Period	3:24	#44 Amauri Williams	Other

Tennessee Flight Fouls

Period	Clock	Player	Foul
1st Period	6:18	#1 Jayla Hemmingway	Pushing (Def)
1st Period	5:30	#11 Aislynn Haynes	Blocking (Def)
3rd Period	3:58	#11 Aislynn Haynes	Blocking (Def)
3rd Period	2:30	#23 Dontavia Waggoner	Blocking (Def)
3rd Period	1:37	#23 Dontavia Waggoner	Blocking (Def)
3rd Period	1:27	#23 Dontavia Waggoner	Blocking (Def)
3rd Period	1:19	#3 Mallory Hampton	Pushing (Def)
3rd Period	0:09	#33 Courtney Whitson	Blocking (Def)
4th Period	7:39	#31 River Baldwin	Blocking (Def)
4th Period	5:08	#5 Alasia Haynes	Blocking (Def)
4th Period	5:08	#11 Aislynn Haynes	Blocking (Def)
4th Period	4:43	#31 River Baldwin	Pushing (Def)

Cy-Fair Turnovers

Period	Clock	Player	Turnover Type
1st Period	4:52	#13 Jaden Owens	Other
1st Period	2:41	#13 Jaden Owens	Other
1st Period	2:09	#3 Jordyn Oliver	Other
1st Period	1:00	#9 Laila Blair	Other
2nd Period	0:56	#13 Jaden Owens	Other
3rd Period	7:25	#13 Jaden Owens	Other
3rd Period	3:31	Team	Other
3rd Period	3:04	#9 Laila Blair	Other
4th Period	3:48	Team	Other
4th Period	3:10	#10 Sasha Goforth	Other

Cy-Fair Fouls

Period	Clock	Player	Foul
1st Period	6:41	#3 Jordyn Oliver	Reaching in (Def)
1st Period	5:37	#13 Jaden Owens	Blocking (Def)
1st Period	5:17	#12 Jordyn Merritt	Blocking (Def)
1st Period	3:28	#10 Sasha Goforth	Reaching in (Def)
1st Period	2:25	#12 Jordyn Merritt	Blocking (Def)
1st Period	1:48	#24 Aaliyah Moore	Blocking (Def)
2nd Period	4:23	#32 Aaliyah Morgan	Blocking (Def)
2nd Period	4:23	#3 Jordyn Oliver	Reaching in (Def)
2nd Period	1:44	#41 Skylar Vann	Blocking (Def)
2nd Period	0:56	#41 Skylar Vann	Pushing (Def)
3rd Period	7:02	#13 Jaden Owens	Pushing (Def)
3rd Period	6:04	#10 Sasha Goforth	Blocking (Def)
4th Period	7:02	#9 Laila Blair	Blocking (Def)
4th Period	5:10	#9 Laila Blair	Pushing (Def)
4th Period	4:05	#13 Jaden Owens	Blocking (Def)
4th Period	3:39	#32 Aaliyah Morgan	Charging (Off)
4th Period	1:44	#41 Skylar Vann	Blocking (Def)
4th Period	1:12	#41 Skylar Vann	Blocking (Def)