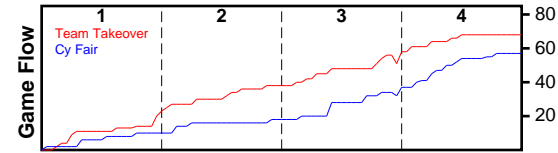


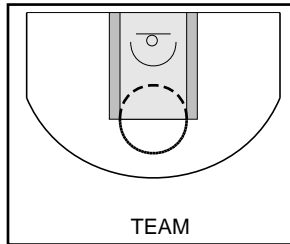
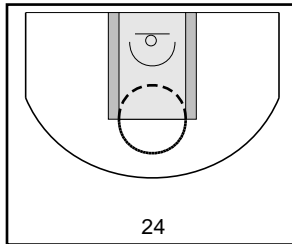
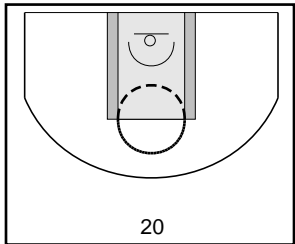
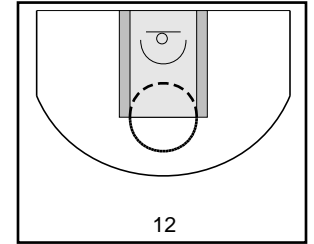
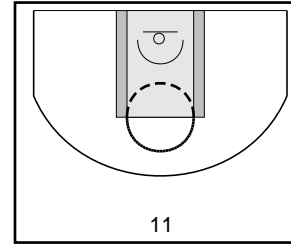
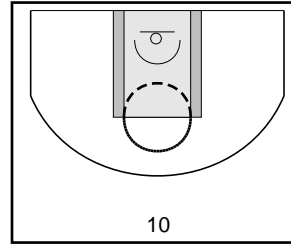
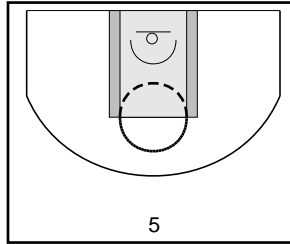
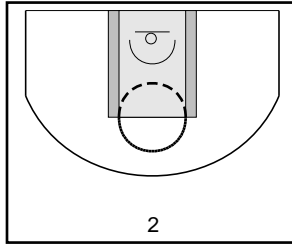
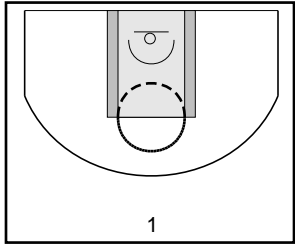
Team Takeover

07/07/2018 Team Takeover at Cy Fair (GEYBL2)

	1	2	3	4	T
Team Takeover	23	15	20	10	68
Cy Fair	10	8	19	20	57



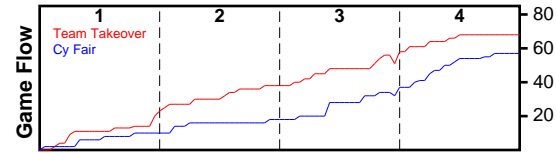
#	Name	G	MIN	FGM	FGA	FG%	2PM	2PA	2P%	3PM	3PA	3P%	FTM	FTA	FT%	OREB	DREB	REB	AST	STL	BLK	DEF	TO	PF	CHG	PM	PTS
1	1	1	23	3	6	.500	2	5	.400	1	1	1.000	4	7	.571	6	3	9	1	0	0	0	0	5	0	27	11
2	2	1	19	1	1	1.000	0	0	.000	1	1	1.000	0	0	.000	0	0	0	0	1	0	0	2	5	0	6	3
5	5	1	22	1	2	.500	1	2	.500	0	0	.000	0	0	.000	0	0	0	2	0	0	0	2	0	0	21	2
10	10	1	33	7	16	.438	7	16	.438	0	0	.000	6	6	1.000	5	1	6	2	3	1	0	1	2	0	11	20
11	11	1	19	0	1	.000	0	1	.000	0	0	.000	0	0	.000	1	0	1	0	1	0	0	0	2	0	-3	0
12	12	1	17	4	15	.267	4	10	.400	0	5	.000	0	0	.000	0	2	2	1	1	0	0	1	2	0	-4	8
20	20	1	18	6	10	.600	2	5	.400	4	5	.800	0	0	.000	0	3	3	0	0	0	0	1	2	0	6	16
24	24	1	16	2	4	.500	2	3	.667	0	1	.000	3	4	.750	1	1	2	1	0	0	0	1	5	0	-7	7
	TEAM	0	0	0	0	.000	0	0	.000	0	0	.000	0	0	.000	0	0	0	0	0	0	0	0	0	0	0	0
	TOTALS	1	32	24	55	.436	18	42	.429	6	13	.462	13	17	.765	13	10	23	7	6	1	0	8	23	0	11	67



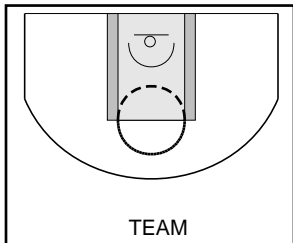
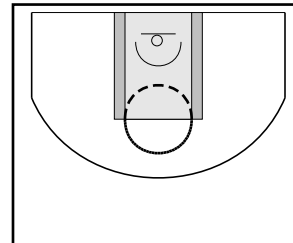
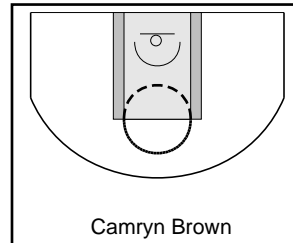
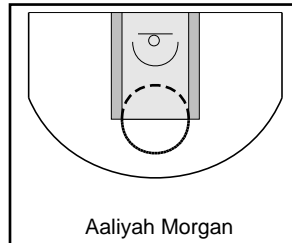
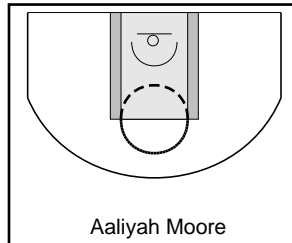
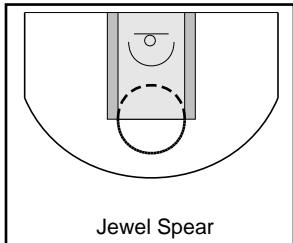
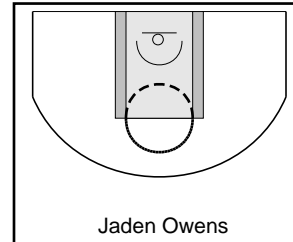
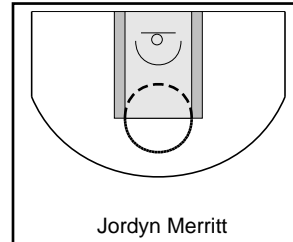
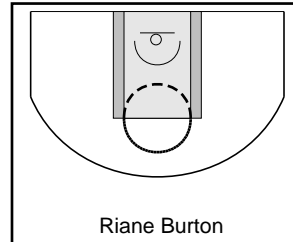
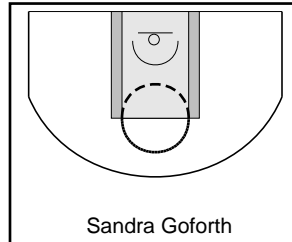
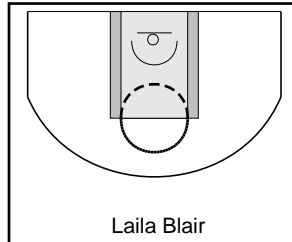
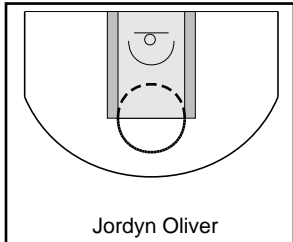
Cy Fair

07/07/2018 Team Takeover at Cy Fair (GEYBL2)

	1	2	3	4	T
Team Takeover	23	15	20	10	68
Cy Fair	10	8	19	20	57



#	Name	G	MIN	FGM	FGA	FG%	2PM	2PA	2P%	3PM	3PA	3P%	FTM	FTA	FT%	OREB	DREB	REB	AST	STL	BLK	DEF	TO	PF	CHG	PM	PTS
3	Jordyn Oliver	1	28	4	7	.571	4	6	.667	0	1	.000	3	8	.375	2	3	5	0	1	0	0	1	4	0	-18	11
9	Laila Blair	1	7	0	1	.000	0	0	.000	0	1	.000	2	2	1.000	0	0	0	0	0	0	0	0	0	0	-4	2
10	Sandra Goforth	1	26	2	7	.286	2	5	.400	0	2	.000	1	2	.500	0	2	2	0	0	0	0	1	1	0	-12	5
11	Riane Burton	1	7	1	1	1.000	1	1	1.000	0	0	.000	2	2	1.000	0	0	0	0	0	0	0	1	0	0	1	4
12	Jordyn Merritt	1	11	2	5	.400	2	5	.400	0	0	.000	0	0	.000	0	3	3	0	0	0	0	0	3	0	1	4
13	Jaden Owens	1	33	6	11	.545	3	4	.750	3	7	.429	4	7	.571	0	4	4	3	2	0	0	4	2	0	-11	19
23	Jewel Spear	1	16	0	1	.000	0	0	.000	0	1	.000	2	2	1.000	1	0	1	0	0	0	0	2	1	0	-12	2
24	Aaliyah Moore	1	26	2	4	.500	2	4	.500	0	0	.000	4	6	.667	1	3	4	1	0	0	0	2	3	0	-8	8
32	Aaliyah Morgan	1	1	0	0	.000	0	0	.000	0	0	.000	1	2	.500	0	1	1	0	0	0	0	0	0	0	0	1
33	Camryn Brown	0	0	0	0	.000	0	0	.000	0	0	.000	0	0	.000	0	0	0	0	0	0	0	0	0	0	0	0
35		1	7	0	0	.000	0	0	.000	0	0	.000	0	0	.000	0	0	0	0	0	0	0	1	2	0	1	0
41	Skylar Vann	1	6	0	1	.000	0	1	.000	0	0	.000	0	0	.000	0	1	1	1	0	0	0	0	1	0	7	0
	TEAM	0	0	0	0	.000	0	0	.000	0	0	.000	0	0	.000	0	0	0	0	0	0	0	0	0	0	0	0
	TOTALS	1	32	17	38	.447	14	26	.538	3	12	.250	19	31	.613	4	17	21	5	3	0	0	12	17	0	-11	56



Game Summary Comparison

Statistic	Team Takeover	Cy Fair
Points	67	56
<i>Field Goals</i>	24 / 55	17 / 38
<i>2 Point</i>	18 / 42	14 / 26
<i>3 Point</i>	6 / 13	3 / 12
<i>Free Throws</i>	13 / 17	19 / 31
Assists	7	5
Rebounds	23	21
<i>Offensive</i>	13	4
<i>Defensive</i>	10	17
Blocks	1	0
Steals	6	3
Deflections	0	0
Turnovers	8	12
Charges Taken	0	0
Personal Fouls	23	17

Team Takeover



Cy Fair



Team Takeover Turnovers

Period	Clock	Player	Turnover Type
1st Period	5:17	#2 2	Other
2nd Period	5:37	#12 12	Other
2nd Period	0:14	#5 5	Other
3rd Period	4:36	#2 2	Other
3rd Period	4:36	#10 10	Other
3rd Period	0:18	#20 20	Other
4th Period	7:47	#24 24	Other
4th Period	6:38	#5 5	Other

Team Takeover Fouls

Period	Clock	Player	Foul
1st Period	7:37	#1 1	Other (Def)
1st Period	6:46	#12 12	Other (Def)
1st Period	6:33	#1 1	Other (Def)
1st Period	5:02	#11 11	Other (Def)
1st Period	3:28	#2 2	Other (Def)
1st Period	2:33	#24 24	Other (Def)
2nd Period	6:45	#24 24	Other (Def)
2nd Period	5:33	#2 2	Other (Def)
2nd Period	0:39	#20 20	Other (Def)
3rd Period	5:22	#1 1	Other (Def)
3rd Period	4:36	#2 2	Other (Def)
3rd Period	2:50	#24 24	Other (Def)
3rd Period	2:20	#11 11	Other (Def)
3rd Period	2:10	#2 2	Other (Def)
3rd Period	1:20	#2 2	Other (Def)
3rd Period	0:43	#1 1	Other (Def)
4th Period	6:35	#24 24	Other (Def)
4th Period	6:00	#20 20	Other (Def)
4th Period	5:59	#24 24	Other (Def)
4th Period	5:50	#10 10	Other (Def)
4th Period	5:28	#1 1	Other (Def)
4th Period	3:56	#10 10	Other (Def)
4th Period	2:14	#12 12	Other (Def)

Cy Fair Turnovers

Period	Clock	Player	Turnover Type
1st Period	6:46	#24 Aaliyah Moore	Other
1st Period	6:10	#10 Sandra Goforth	Other
1st Period	5:40	#13 Jaden Owens	Other
1st Period	5:40	#13 Jaden Owens	Other
1st Period	3:02	#23 Jewel Spear	Other
2nd Period	7:42	#3 Jordyn Oliver	Other
2nd Period	3:20	#23 Jewel Spear	Other
3rd Period	2:32	#11 Riane Burton	Other
3rd Period	0:29	#13 Jaden Owens	Other
4th Period	2:44	#13 Jaden Owens	Other

Cy Fair Fouls

Period	Clock	Player	Foul
1st Period	7:03	#12 Jordyn Merritt	Other (Def)
1st Period	6:51	#12 Jordyn Merritt	Other (Def)
1st Period	6:33	#24 Aaliyah Moore	Other (Def)
1st Period	1:56	#23 Jewel Spear	Other (Def)
1st Period	0:39	#3 Jordyn Oliver	Other (Def)
2nd Period	7:18	#13 Jaden Owens	Other (Def)
2nd Period	6:46	#3 Jordyn Oliver	Other (Def)
2nd Period	3:32	#3 Jordyn Oliver	Other (Def)
2nd Period	2:53	#12 Jordyn Merritt	Other (Def)
3rd Period	7:44	#24 Aaliyah Moore	Other (Off)
3rd Period	5:14	#3 Jordyn Oliver	Other (Def)
3rd Period	5:10	#13 Jaden Owens	Other (Def)
3rd Period	5:10	#24 Aaliyah Moore	Other (Def)
3rd Period	1:43	#35	Other (Def)
3rd Period	0:43	#41 Skylar Vann	Other (Def)
3rd Period	1:18	#35	Other (Off)
4th Period	2:20	#10 Sandra Goforth	Other (Def)