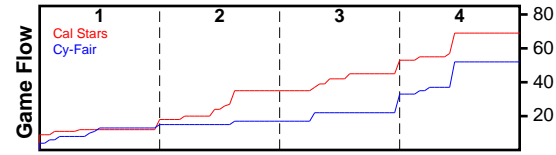


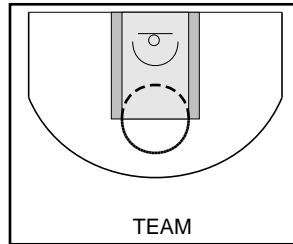
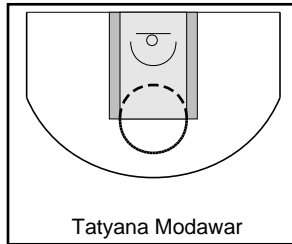

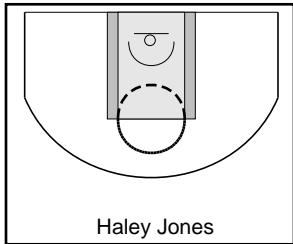
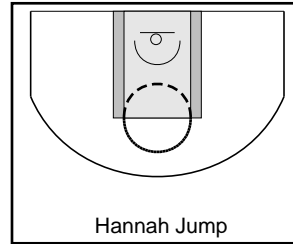
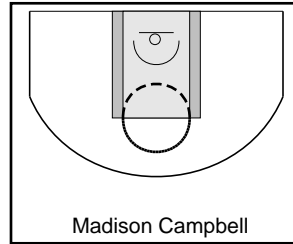
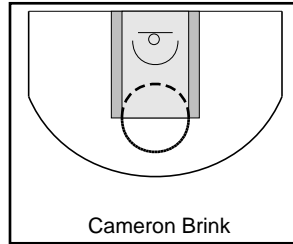
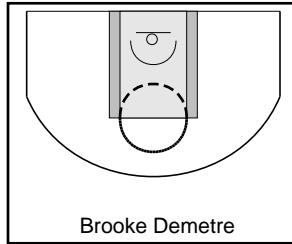
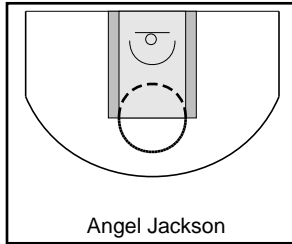
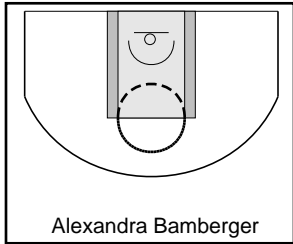
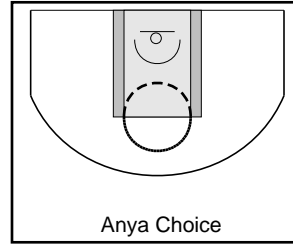
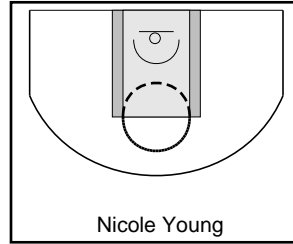
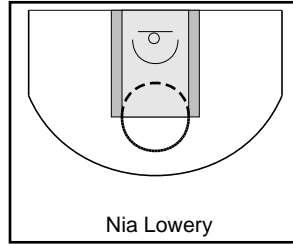
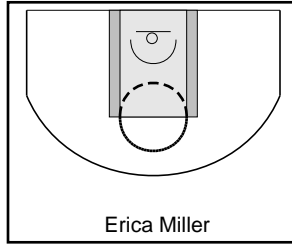
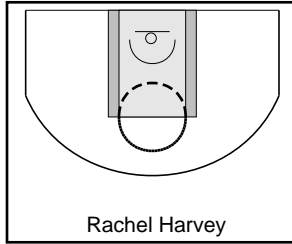
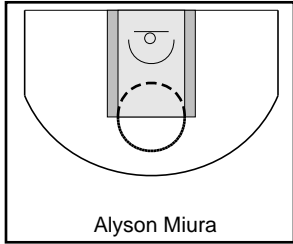
Cal Stars

07/11/2018 Cal Stars at Cy-Fair (NN18)

	1	2	3	4	T
Cal Stars	12	23	18	16	69
Cy-Fair	13	4	16	19	52



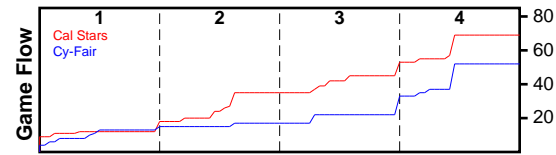
#	Name	G	MIN	FGM	FGA	FG%	2PM	2PA	2P%	3PM	3PA	3P%	FTM	FTA	FT%	OREB	DREB	REB	AST	STL	BLK	DEF	TO	PF	CHG	PM	PTS	
1	Alyson Miura	1	15	6	8	.750	5	7	.714	1	1	1.000	0	0	.000	0	0	0	3	1	0	0	6	1	0	10	13	
2	Rachel Harvey	1	1	0	0	.000	0	0	.000	0	0	.000	1	2	.500	0	0	0	0	0	0	0	0	1	0	0	0	1
3	Erica Miller	1	8	0	1	.000	0	0	.000	0	1	.000	0	0	.000	0	0	0	0	0	0	0	0	1	0	-4	0	
5	Nia Lowery	1	19	1	2	.500	1	2	.500	0	0	.000	2	2	1.000	0	4	4	1	1	0	0	2	2	0	5	4	
10	Nicole Young	1	1	0	0	.000	0	0	.000	0	0	.000	0	0	.000	0	0	0	0	0	0	0	0	0	0	0	0	
13	Anya Choice	1	11	1	1	1.000	1	1	1.000	0	0	.000	0	0	.000	0	0	0	0	0	0	0	0	2	0	8	2	
14	Alexandra Bamberger	1	3	3	5	.600	3	5	.600	0	0	.000	0	2	.000	1	5	6	0	0	0	0	0	2	0	1	6	
15	Angel Jackson	1	22	4	4	1.000	4	4	1.000	0	0	.000	4	7	.571	1	4	5	0	0	1	0	1	2	0	19	12	
21	Brooke Demetre	1	22	4	8	.500	3	7	.429	1	1	1.000	0	0	.000	0	6	6	2	0	0	0	2	1	0	6	9	
22	Cameron Brink	0	0	0	0	.000	0	0	.000	0	0	.000	0	0	.000	0	0	0	0	0	0	0	0	0	0	0	0	
23	Madison Campbell	1	20	2	4	.500	1	2	.500	1	2	.500	1	2	.500	0	4	4	1	0	0	0	2	0	0	23	6	
24	Hannah Jump	1	11	6	8	.750	2	3	.667	4	5	.800	0	0	.000	0	0	0	1	1	0	0	1	0	0	10	16	
30	Haley Jones	0	0	0	0	.000	0	0	.000	0	0	.000	0	0	.000	0	0	0	0	0	0	0	0	0	0	0	0	
32	Jordan Sweeney	1	13	0	0	.000	0	0	.000	0	0	.000	0	0	.000	0	1	1	0	0	0	0	0	1	0	5	0	
35	Tatyana Modawar	0	0	0	0	.000	0	0	.000	0	0	.000	0	0	.000	0	0	0	0	0	0	0	0	0	0	0	0	
	TEAM	0	0	0	0	.000	0	0	.000	0	0	.000	0	0	.000	0	0	0	0	0	0	0	0	0	0	0	0	
	TOTALS	1	32	27	41	.659	20	31	.645	7	10	.700	8	15	.533	2	24	26	8	3	1	0	14	13	0	17	69	



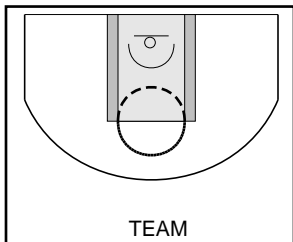
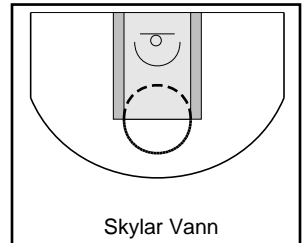
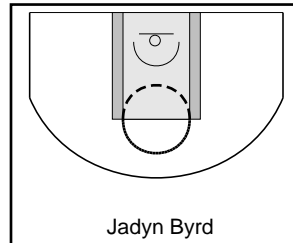
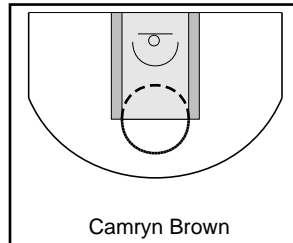
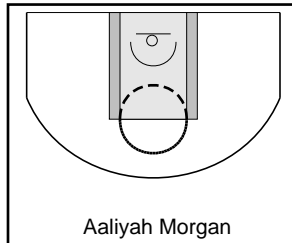
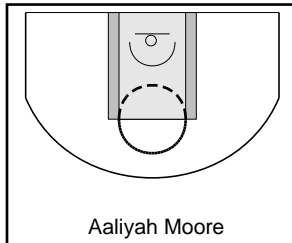
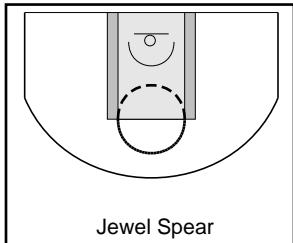
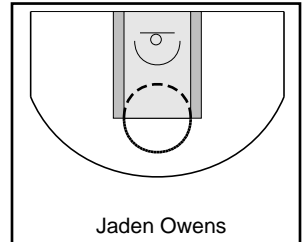
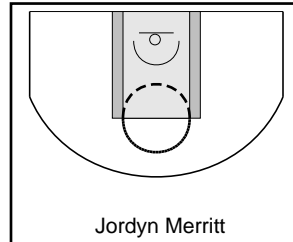
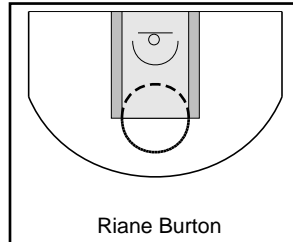
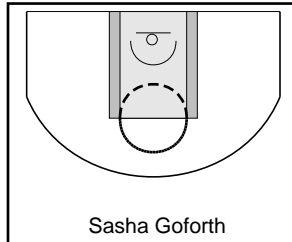
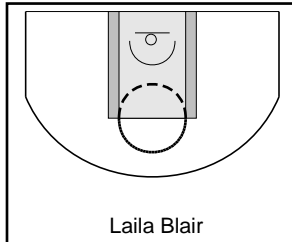
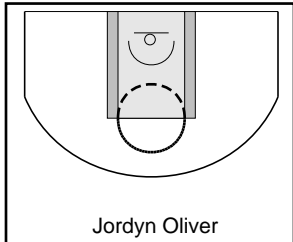
Cy-Fair

07/11/2018 Cal Stars at Cy-Fair (NN18)

	1	2	3	4	T
Cal Stars	12	23	18	16	69
Cy-Fair	13	4	16	19	52



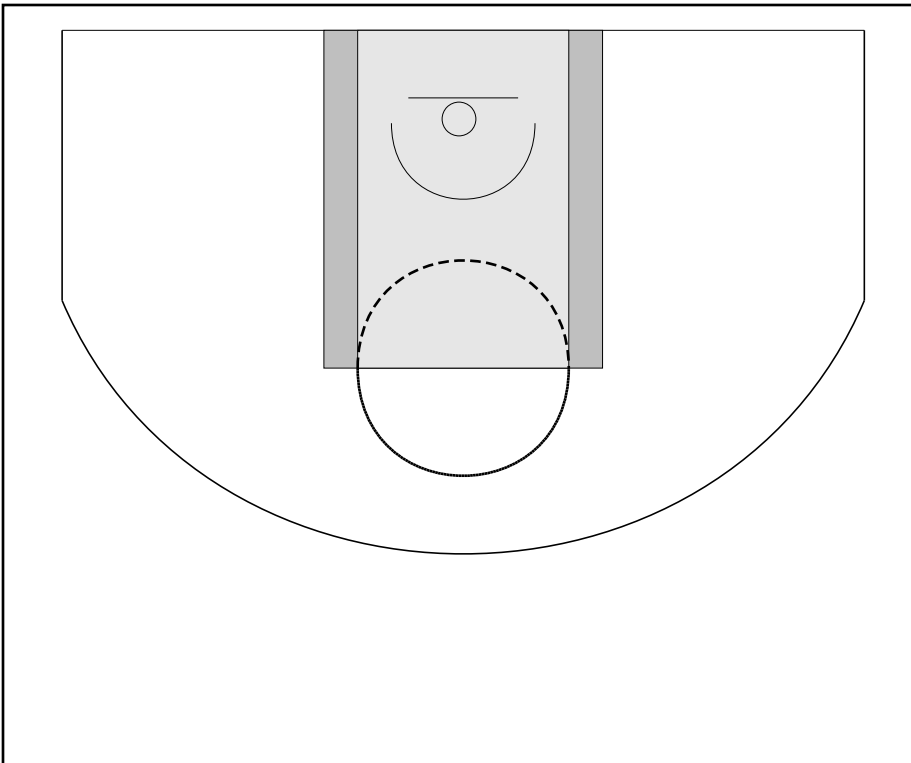
#	Name	G	MIN	FGM	FGA	FG%	2PM	2PA	2P%	3PM	3PA	3P%	FTM	FTA	FT%	OREB	DREB	REB	AST	STL	BLK	DEF	TO	PF	CHG	PM	PTS	
3	Jordyn Oliver	1	28	4	13	.308	3	11	.273	1	2	.500	2	3	.667	3	1	4	0	5	0	0	0	0	0	0	-16	11
9	Laila Blair	1	6	2	5	.400	0	2	.000	2	3	.667	0	0	.000	0	2	2	0	0	0	0	2	0	0	0	-7	6
10	Sasha Goforth	1	1	0	0	.000	0	0	.000	0	0	.000	0	0	.000	0	0	0	0	0	0	0	0	0	0	0	0	0
11	Riane Burton	1	18	0	0	.000	0	0	.000	0	0	.000	0	0	.000	1	0	1	0	0	0	0	0	1	0	0	-4	0
12	Jordyn Merritt	1	1	0	0	.000	0	0	.000	0	0	.000	0	0	.000	0	0	0	0	0	0	0	0	0	0	0	0	0
13	Jaden Owens	1	22	4	10	.400	1	2	.500	3	8	.375	0	0	.000	0	6	6	0	0	0	0	1	0	0	0	-4	11
23	Jewel Spear	1	9	1	2	.500	0	0	.000	1	2	.500	0	0	.000	0	0	0	0	0	0	0	1	2	0	0	-10	3
24	Aaliyah Moore	1	14	2	3	.667	2	3	.667	0	0	.000	0	2	.000	0	0	0	0	0	0	0	0	3	0	0	0	4
32	Aaliyah Morgan	1	15	0	2	.000	0	2	.000	0	0	.000	0	0	.000	0	0	0	0	0	0	0	0	1	0	0	-17	0
33	Camryn Brown	1	16	2	8	.250	2	7	.286	0	1	.000	4	4	1.000	0	1	1	1	1	0	0	0	3	0	0	-14	8
35	Jadyn Byrd	0	0	0	0	.000	0	0	.000	0	0	.000	0	0	.000	0	0	0	0	0	0	0	0	0	0	0	0	0
41	Skylar Vann	1	16	4	9	.444	4	7	.571	0	2	.000	1	1	1.000	2	1	3	1	1	0	0	0	2	0	0	-9	9
	TEAM	0	0	0	0	.000	0	0	.000	0	0	.000	0	0	.000	0	0	0	0	0	0	0	0	0	0	0	0	0
	TOTALS	1	32	19	52	.365	12	34	.353	7	18	.389	7	10	.700	6	11	17	2	7	0	0	4	12	0	-17	52	



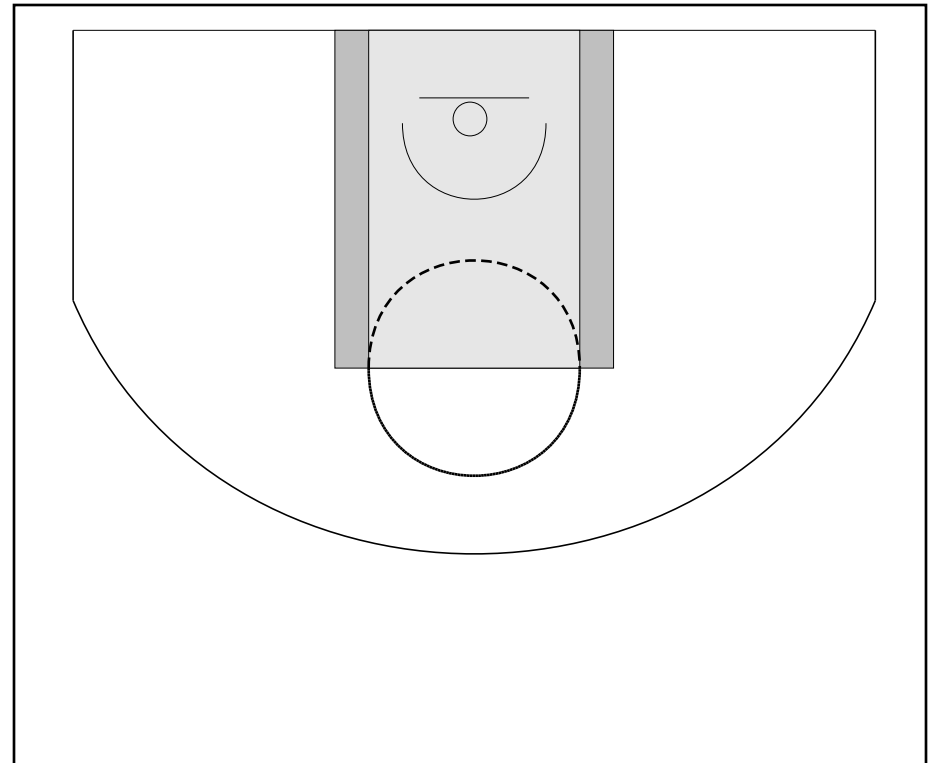
Game Summary Comparison

Statistic	Cal Stars	Cy-Fair
Points	69	52
<i>Field Goals</i>	27 / 41	19 / 52
<i>2 Point</i>	20 / 31	12 / 34
<i>3 Point</i>	7 / 10	7 / 18
<i>Free Throws</i>	8 / 15	7 / 10
Assists	8	2
Rebounds	26	17
<i>Offensive</i>	2	6
<i>Defensive</i>	24	11
Blocks	1	0
Steals	3	7
Deflections	0	0
Turnovers	14	4
Charges Taken	0	0
Personal Fouls	13	12

Cal Stars



Cy-Fair



Cal Stars Turnovers

Period	Clock	Player	Turnover Type
1st Period	7:58	#1 Alyson Miura	Other
1st Period	7:58	#23 Madison Campbell	Other
1st Period	7:38	#5 Nia Lowery	Other
2nd Period	7:31	#15 Angel Jackson	Other
2nd Period	5:13	#1 Alyson Miura	Other
2nd Period	3:00	#5 Nia Lowery	Other
3rd Period	5:35	#1 Alyson Miura	Other
3rd Period	4:18	#23 Madison Campbell	Other
3rd Period	0:08	#24 Hannah Jump	Other
3rd Period	0:00	#21 Brooke Demetre	Other
3rd Period	0:00	#1 Alyson Miura	Other
3rd Period	0:00	#1 Alyson Miura	Other
4th Period	4:09	#21 Brooke Demetre	Other
4th Period	4:09	#1 Alyson Miura	Other

Cal Stars Fouls

Period	Clock	Player	Foul
1st Period	7:58	#15 Angel Jackson	Other (Def)
1st Period	7:58	#14 Alexandra Bamberger	Other (Def)
1st Period	4:25	#3 Erica Miller	Other (Def)
2nd Period	3:17	#15 Angel Jackson	Other (Def)
2nd Period	3:00	#14 Alexandra Bamberger	Other (Def)
3rd Period	5:35	#1 Alyson Miura	Other (Def)
3rd Period	0:00	#32 Jordan Sweeney	Other (Def)
3rd Period	0:00	#13 Anya Choice	Other (Def)
3rd Period	0:00	#13 Anya Choice	Other (Def)
4th Period	5:59	#21 Brooke Demetre	Other (Def)
4th Period	4:09	#5 Nia Lowery	Other (Def)
4th Period	4:09	#2 Rachel Harvey	Other (Def)
4th Period	4:09	#5 Nia Lowery	Other (Def)

Cy-Fair Turnovers

Period	Clock	Player	Turnover Type
1st Period	7:58	#13 Jaden Owens	Other
2nd Period	7:54	#23 Jewel Spear	Other
2nd Period	3:00	#9 Laila Blair	Other
4th Period	4:09	#9 Laila Blair	Other

Cy-Fair Fouls

Period	Clock	Player	Foul
1st Period	6:56	#33 Camryn Brown	Other (Def)
1st Period	6:05	#24 Aaliyah Moore	Other (Def)
1st Period	5:24	#33 Camryn Brown	Other (Def)
2nd Period	6:45	#23 Jewel Spear	Other (Def)
2nd Period	5:29	#41 Skylar Vann	Other (Def)
2nd Period	4:14	#24 Aaliyah Moore	Other (Def)
2nd Period	3:09	#11 Riane Burton	Other (Def)
2nd Period	3:00	#24 Aaliyah Moore	Adjustment (Added)
2nd Period	3:00	#23 Jewel Spear	Adjustment (Added)
3rd Period	3:39	#41 Skylar Vann	Other (Def)
3rd Period	0:00	#33 Camryn Brown	Other (Def)
3rd Period	0:00	#32 Aaliyah Morgan	Other (Def)