

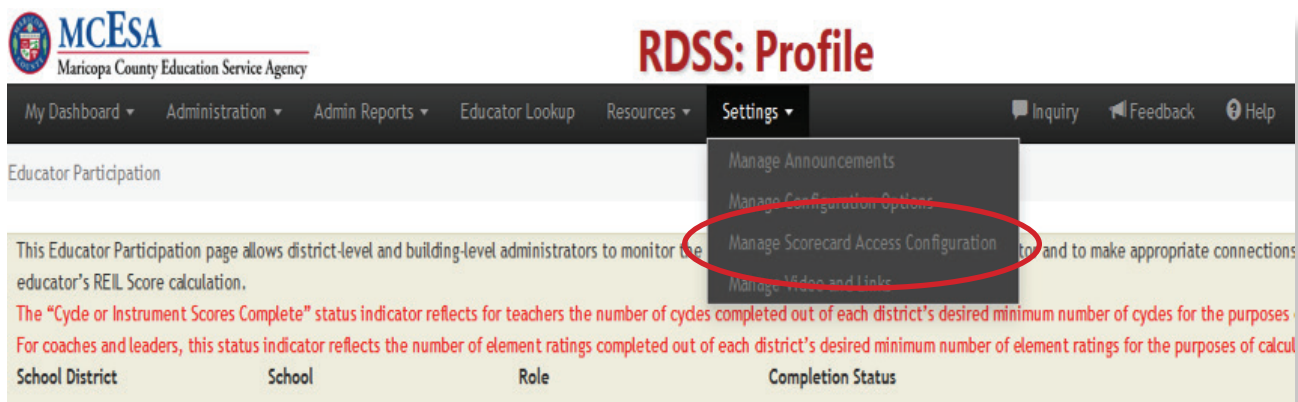
Manage Scorecard Access Configuration

This quick guide provides instructions for assigning appropriate access to REIL Scorecards.

Scorecard Access

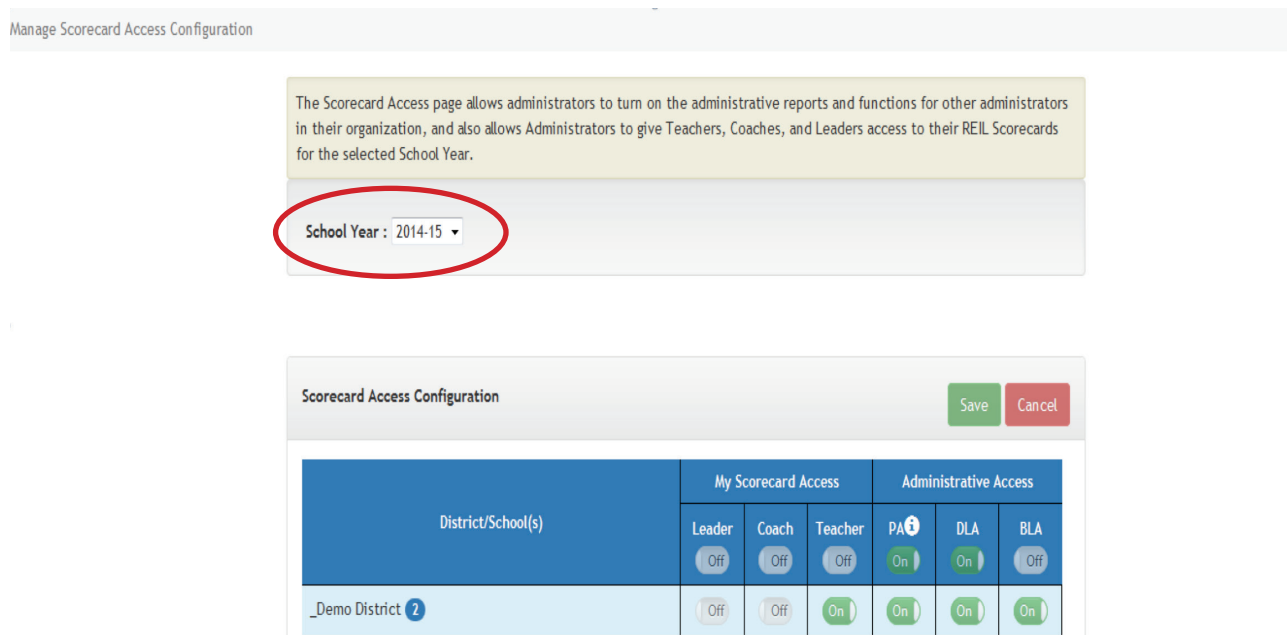
The Scorecard Access page allows administrators to turn on the administrative reports and functions for other administrators in their organization and also allows Administrators to give teachers, coaches, and leaders access to their REIL Scorecards for the selected school year.

DLAs must first sign in to the RDSS platform and navigate to the RDSS: Profile page. Then select "Settings" from the Global Navigation Bar and click "Manage Scorecard Access Configuration."



The screenshot shows the RDSS: Profile page. The 'Settings' dropdown menu is open, and 'Manage Scorecard Access Configuration' is highlighted with a red circle. The page title is 'RDSS: Profile' and the MCESA logo is visible in the top left.

On the next screen, confirm that you have selected the correct school year.



The screenshot shows the 'Manage Scorecard Access Configuration' page. The 'School Year' dropdown is set to '2014-15' and is circled in red. Below it is the 'Scorecard Access Configuration' table with 'Save' and 'Cancel' buttons.


District/School(s)	My Scorecard Access			Administrative Access		
	Leader	Coach	Teacher	PA	DLA	BLA
_Demo District 2	Off	Off	Off	On	On	Off
	Off	Off	On	On	On	On

Manage Scorecard Access Configuration

Quick Guide


This quick guide provides instructions for assigning access to REIL Scorecards.


The number in the blue circle (example below) shows the number of schools in the Demo District. Click on the number to display all schools in the district.

District/School(s)	My Scorecard Access			Administrative Access		
	Leader	Coach	Teacher	PA 	DLA	BLA
_Demo District 2	<input type="button" value="Off"/>	<input type="button" value="Off"/>	<input type="button" value="Off"/>	<input checked="" type="button" value="On"/>	<input checked="" type="button" value="On"/>	<input type="button" value="Off"/>
Demo Playa del Sol Cabo Elementary School - -1001	<input type="button" value="Off"/>	<input type="button" value="Off"/>	<input checked="" type="button" value="On"/>	<input checked="" type="button" value="On"/>	<input checked="" type="button" value="On"/>	<input checked="" type="button" value="On"/>
Demo Playa del Sol Cabo High School - -1002	<input type="button" value="Off"/>	<input type="button" value="Off"/>	<input checked="" type="button" value="On"/>	<input checked="" type="button" value="On"/>	<input checked="" type="button" value="On"/>	<input checked="" type="button" value="On"/>

DLA's have the ability to turn on the access to scorecards at the site level. Click the "OFF" button on the school you wish to allow scorecard access which will turn the button green and access will now be available.


If you wish to turn off access, click on the appropriate green button. It will turn clear and the button will read "OFF" and access will be denied to the corresponding level.

My Scorecard Access			Administrative Access		
Leader	Coach	Teacher	PA 	DLA	BLA
<input type="button" value="Off"/>	<input type="button" value="Off"/>	<input type="button" value="Off"/>	<input checked="" type="button" value="On"/>	<input checked="" type="button" value="On"/>	<input type="button" value="Off"/>
<input type="button" value="Off"/>	<input type="button" value="Off"/>	<input checked="" type="button" value="On"/>	<input checked="" type="button" value="On"/>	<input checked="" type="button" value="On"/>	<input checked="" type="button" value="On"/>
<input type="button" value="Off"/>	<input type="button" value="Off"/>	<input checked="" type="button" value="On"/>	<input checked="" type="button" value="On"/>	<input checked="" type="button" value="On"/>	<input checked="" type="button" value="On"/>
<input type="button" value="Off"/>	<input type="button" value="Off"/>	<input checked="" type="button" value="On"/>	<input checked="" type="button" value="On"/>	<input checked="" type="button" value="On"/>	<input checked="" type="button" value="On"/>

My Scorecard Access			Administrative Access		
Leader	Coach	Teacher	PA 	DLA	BLA
<input type="button" value="Off"/>	<input type="button" value="Off"/>	<input type="button" value="Off"/>	<input checked="" type="button" value="On"/>	<input checked="" type="button" value="On"/>	<input type="button" value="Off"/>
<input type="button" value="Off"/>	<input type="button" value="Off"/>	<input checked="" type="button" value="On"/>	<input checked="" type="button" value="On"/>	<input checked="" type="button" value="On"/>	<input checked="" type="button" value="On"/>
<input type="button" value="Off"/>	<input type="button" value="Off"/>	<input type="button" value="Off"/>	<input checked="" type="button" value="On"/>	<input checked="" type="button" value="On"/>	<input checked="" type="button" value="On"/>
<input type="button" value="Off"/>	<input type="button" value="Off"/>	<input checked="" type="button" value="On"/>	<input checked="" type="button" value="On"/>	<input checked="" type="button" value="On"/>	<input checked="" type="button" value="On"/>

Be sure to click the green "SAVE" button to update your changes.

Scorecard Access Configuration

District/School(s)	My Scorecard Access			Administrative Access		
	Leader	Coach	Teacher	PA 	DLA	BLA
	<input type="button" value="Off"/>	<input type="button" value="Off"/>	<input type="button" value="Off"/>	<input checked="" type="button" value="On"/>	<input checked="" type="button" value="On"/>	<input type="button" value="Off"/>

You have successfully updated Scorecard Access.


MCESA

Maricopa County Education Service Agency

Quick Guide

Manage Scorecard Access Configuration

This quick guide provides instructions for assigning access to REIL Scorecards.

If the district wishes to have the BLA turn on the access by individual site, click the button that reads "OFF" and the button will turn green allowing the BLA access to the Scorecard Access.

Scorecard Access Configuration

District/School(s)	My Scorecard Access			Administrative Access		
	Leader	Coach	Teacher	PA ⓘ	DLA	BLA
District/School(s)	<input type="button" value="Off"/>	<input type="button" value="Off"/>	<input type="button" value="Off"/>	<input checked="" type="button" value="On"/>	<input checked="" type="button" value="On"/>	<input type="button" value="Off"/>

Be sure to click the green "SAVE" button to update your changes.

Scorecard Access Configuration

District/School(s)	My Scorecard Access			Administrative Access		
	Leader	Coach	Teacher	PA ⓘ	DLA	BLA
District/School(s)	<input type="button" value="Off"/>	<input type="button" value="Off"/>	<input type="button" value="Off"/>	<input checked="" type="button" value="On"/>	<input checked="" type="button" value="On"/>	<input type="button" value="Off"/>

You have successfully updated Scorecard Access.