

# Basic Beats

J. Reed

## Instructions:

1. Practice each hand ostinato (A,B,C,D)
2. Add bass drum exercises to each hand ostinato
3. Practice each hand ostinato with snare on beat 3, instead of 2 & 4
4. Add bass drum exercises to step 3
5. Create your own combinations of two bar bass drum patterns!

**A**

hi hat

snare

Exercise A shows a 4/4 time signature. The hi hat part consists of eighth notes on beats 1, 2, 3, and 4, with 'x' marks above them. The snare part consists of quarter notes on beats 1, 2, 3, and 4.

**B**

Exercise B shows a 4/4 time signature. The pattern consists of eighth notes on beats 1, 2, 3, and 4, with 'x' marks above them. The notes are: 1 (quarter), 2 (quarter), 3 (quarter), 4 (quarter).

**C**

Exercise C shows a 4/4 time signature. The pattern consists of quarter notes on beats 1, 2, 3, and 4, with 'x' marks above them.

**D**

Exercise D shows a 4/4 time signature. The pattern consists of quarter notes on beats 1, 2, 3, and 4, with 'x' marks above them. There are rests on beats 1 and 3.

**1** **2** **3** **4**

Exercise 1 shows a 4/4 time signature. The bass drum pattern consists of quarter notes on beats 1, 2, 3, and 4.

**5** **6** **7** **8**

Exercise 2 shows a 4/4 time signature. The bass drum pattern consists of quarter notes on beats 1, 2, 3, and 4.

**9** **10** **11** **12**

Exercise 3 shows a 4/4 time signature. The bass drum pattern consists of quarter notes on beats 1, 2, 3, and 4.

**13** **14** **15** **16**

Exercise 4 shows a 4/4 time signature. The bass drum pattern consists of quarter notes on beats 1, 2, 3, and 4.

**17** **18** **19** **20**


Exercise 5 shows a 4/4 time signature. The bass drum pattern consists of quarter notes on beats 1, 2, 3, and 4.

21 22 23 24




Four musical staves, each containing a four-measure rhythmic exercise. Each exercise is marked with a number (21, 22, 23, 24) above the staff. The notation includes various rhythmic values such as quarter notes, eighth notes, and rests, with repeat signs at the end of each exercise.

25 26 27 28




Four musical staves, each containing a four-measure rhythmic exercise. Each exercise is marked with a number (25, 26, 27, 28) above the staff. The notation includes various rhythmic values such as quarter notes, eighth notes, and rests, with repeat signs at the end of each exercise.

29 30 31 32




Four musical staves, each containing a four-measure rhythmic exercise. Each exercise is marked with a number (29, 30, 31, 32) above the staff. The notation includes various rhythmic values such as quarter notes, eighth notes, and rests, with repeat signs at the end of each exercise.

33 34 35 36




Four musical staves, each containing a four-measure rhythmic exercise. Each exercise is marked with a number (33, 34, 35, 36) above the staff. The notation includes various rhythmic values such as quarter notes, eighth notes, and rests, with repeat signs at the end of each exercise.

37 38 39 40



Four musical staves, each containing a four-measure rhythmic exercise. Each exercise is marked with a number (37, 38, 39, 40) above the staff. The notation includes various rhythmic values such as quarter notes, eighth notes, and rests, with repeat signs at the end of each exercise.

41 42 43 44



Four musical staves, each containing a four-measure rhythmic exercise. Each exercise is marked with a number (41, 42, 43, 44) above the staff. The notation includes various rhythmic values such as quarter notes, eighth notes, and rests, with repeat signs at the end of each exercise.

45 46 47 48



Four musical staves, each containing a four-measure rhythmic exercise. Each exercise is marked with a number (45, 46, 47, 48) above the staff. The notation includes various rhythmic values such as quarter notes, eighth notes, and rests, with repeat signs at the end of each exercise.

49 50 51 52



Four musical staves, each containing a four-measure rhythmic exercise. Each exercise is marked with a number (49, 50, 51, 52) above the staff. The notation includes various rhythmic values such as quarter notes, eighth notes, and rests, with repeat signs at the end of each exercise.

53 54 55 56



Four musical staves, each containing a four-measure rhythmic exercise. Each exercise is marked with a number (53, 54, 55, 56) above the staff. The notation includes various rhythmic values such as quarter notes, eighth notes, and rests, with repeat signs at the end of each exercise.

57 58 59 60

Four measures of music. Measure 57: quarter rest, eighth notes G4, A4, B4, quarter rest. Measure 58: quarter rest, eighth notes G4, quarter rest, eighth notes G4, quarter rest, eighth notes G4, quarter rest. Measure 59: quarter rest, eighth notes G4, quarter rest, eighth notes G4, quarter rest, eighth notes G4, quarter rest. Measure 60: eighth notes G4, quarter rest, eighth notes G4, quarter rest, eighth notes G4, quarter rest, eighth notes G4, quarter rest.

61 62 63 64

Four measures of music. Measure 61: quarter rest, eighth notes G4, A4, B4, quarter rest. Measure 62: quarter rest, eighth notes G4, quarter rest, eighth notes G4, quarter rest, eighth notes G4, quarter rest. Measure 63: quarter notes G4, A4, B4, quarter rest. Measure 64: quarter rest, eighth notes G4, quarter rest, eighth notes G4, quarter rest, eighth notes G4, quarter rest.

65 66 67 68

Four measures of music. Measure 65: quarter notes G4, A4, B4, quarter rest. Measure 66: quarter rest, eighth notes G4, quarter rest, eighth notes G4, quarter rest, eighth notes G4, quarter rest. Measure 67: quarter notes G4, A4, B4, quarter rest. Measure 68: quarter notes G4, A4, B4, quarter rest.

69 70 71 72

Four measures of music. Measure 69: quarter notes G4, A4, B4, quarter rest. Measure 70: quarter notes G4, A4, B4, quarter rest. Measure 71: quarter notes G4, A4, B4, quarter rest. Measure 72: quarter notes G4, A4, B4, quarter rest.