


DC-3 ALL CARGO AIRCRAFT AVAILABLE FOR CHARTER

(907) 243-4700

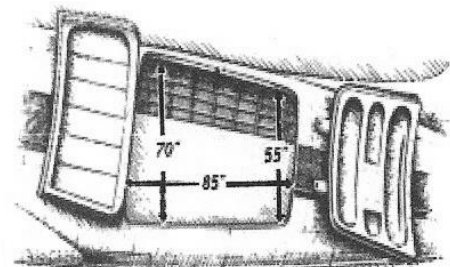
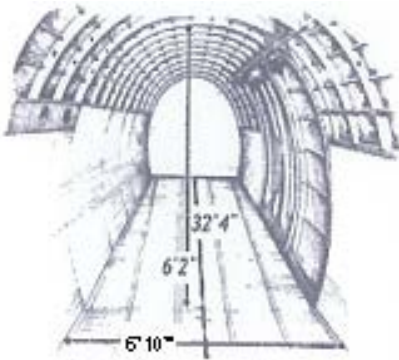
WE SPECIALIZE IN ALL TYPES OF CARGO MOVEMENT

- Heavy/Oversized Items
- Bulky/High Cubic Capacity
- Specialized in Short Runway Operations
- Special Handling of Delicate/Fragile Items
- Quick Response Time for your Immediate Shipping Needs
- Certified to Handle Hazardous Materials including Explosives



DESERT AIR DC-3 SPECIFICATION:

- Aircraft based in Anchorage
- Max Weight 6,500lbs
- Max Cubic Capacity: 1,230 cubic feet
- Max Floor Bearing Capacity: 300lbs/sq. ft
- Doorway: 84 ½" wide, 70 ½ to 55 ½ tall
- Floor Height Above Ground: Approx. 4ft
- Cabin Height: 6ft 2in
- Fuselage width: 6ft 10in
- Floor length: 32ft 4in
- Floor Area: 190sq ft
- FAA Certified Air Carrier



desertair@alaskan.com

4001 Old International Airport Rd. Unit # 9, Anchorage, AK 99502

Width in Inches

	4	8	12	16	20	24	28	32	36	40	44	48	52	56
69	69	69	69	69	69	69	69	69	69	69	69	69	69	68
73	73	73	73	73	73	73	73	73	73	73	73	73	73	60
77	77	77	77	77	77	77	77	77	77	77	77	76	76	60
81	81	81	81	81	80	80	80	80	80	80	80	72	72	60
85	85	84	84	80	78	76	72	72	72	72	66	64	64	60
89	84	84	80	80	78	72	72	68	68	64	64	64	60	56
93	84	84	80	80	76	72	66	68	64	64	64	64	60	56
97	84	84	80	76	72	72	66	64	64	64	64	60	60	54
101	84	80	76	76	72	68	64	64	64	64	64	60	60	
105	80	80	76	76	72	68	64	64	64	64	60	60	60	
109	80	80	76	72	68	68	64	60	60	56	56	56	56	
113	76	76	76	72	68	64	60	60	60	56	56	56	56	
117	76	76	76	72	68	64	60	60	60	56	56	56	56	
121	76	76	72	68	64	60	60	60	56	56	56	56	52	
125	78	76	72	68	64	60	60	56	56	56	56	56	52	
129	76	76	72	68	64	60	60	56	56	56	56	56	52	
133	72	72	68	68	64	60	60	56	56	56	56	52	48	
137	72	72	68	64	64	60	60	56	56	56	56	52		
141	72	72	68	64	64	60	60	56	56	56	56	52		
145	72	72	68	64	64	60	60	56	56	56	52	52		
149	72	72	68	64	64	60	60	56	56	56	52	48		
153	72	72	68	64	64	60	60	56	56	56	52	48		
157	72	72	68	64	60	60	56	56	52	52	48			
161	72	72	68	64	60	60	56	56	52	48	44			
165	72	68	68	64	60	60	56	56	52	48				
169	72	68	68	64	60	60	56	58	52	48				
173	72	68	68	64	60	60	56	58	52	44				
177	72	68	68	64	60	60	56	56	52	40				
181	72	68	64	64	60	60	56	52	48					
185	72	68	64	64	60	60	56	52	48					
189	72	68	64	64	60	60	56	52	48					
193	68	68	64	64	60	60	56	52	48					
197	68	68	64	64	60	60	56	52	44					
201	68	68	64	64	60	60	56	48	36					
205	68	68	64	64	60	60	56	48						
209	68	68	64	64	60	60	56	48						
213	68	68	64	64	60	60	56	48						
217	68	68	64	60	60	56	56	48						
221	68	68	64	60	60	56	52	44						
225	68	68	64	60	60	56	52	44						
229	68	68	64	60	60	56	52	44						
233	68	68	64	60	60	56	52	40						
237	68	68	64	60	60	56	52	36						
241	68	64	64	60	60	56	48	36						
245	68	64	64	60	60	56	48	32						
249	68	64	64	60	60	56	48	32						
253	68	64	64	60	60	56	48							
257	68	64	64	60	56	52	44							
261	68	64	64	60	56	52	44							
265	68	64	64	60	56	52	44							
269	68	64	64	60	54	52	40							
273	68	64	64	60	54	52	40							
277	68	64	64	60	54	52	32							
281	68	64	64	60	52	52	28							
285	68	64	64	60	52	52	28							
289	68	64	64	60	52	48	28							
293	68	64	64	60	52	48								
297	68	64	64	60	52	48								
301	68	64	60	60	52	48								
305	68	64	60	60	52	48								
309	68	64	60	60	52	44								
313	68	64	60	60	52	40								
317	68	64	60	60	52	40								
321	68	64	60	60	52	40								
325	68	64	60	60	52	40								
329	68	64	60	56	52	36								
333	68	64	60	56	52	36								
337	68	64	60	54	52	32								
341	68	64	60	54	52	32								
345	68	64	60	54	52	32								
349	68	64	60	54	52	28								
353	64	64	60	56	48	28								
357	64	60	58	52	48	24								
362	48	44	40											
366	8													

Length in inches

Entryway Loading Table

To determine whether or not freight can be loaded through the cargo door into the cargo compartment of the DC-3:

- 1) Determine width, length and height of your cargo
- 2) Locate width and length dimensions on the table
- 3) Find your cargo's length and follow it across to the width.