

# RETAIL SPACE FOR RENT

The Shops at Paseo Crossing

8000 Paseo del Norte NE | Albuquerque, NM



**AVAILABLE:**


- \* 2,480 SF available Jan 2015
- \* Premier retail located at the SEC of Wyoming & Paseo del Norte
- \* High income trade area (\$85,369 HH Income)
- \* 57,300 Total traffic count

**DEMOGRAPHICS:**

	1 MI	3 MI	5 MI
Population:	14,415	76,121	177,476
Average HH Income:	\$85,369	\$85,639	\$75,856

**TRAFFIC COUNTS:**

Paseo del Norte	30,900 CPD
Wyoming Blvd	26,400 CPD



The information contained herein and attached is provided from sources deemed reliable. However, we do not guarantee any of the information as it is subject to errors, omissions, withdrawal from market, or change in terms, all without notice. All information should be independently verified.

**David Chavez**  
 david@base5retail.com  
 505.507.3283 [cell/text]

**Michael Armijo Butler**  
 michael@base5retail.com  
 505.730.8404 [cell/text]

**BASE 5**  
 RETAIL PARTNERS

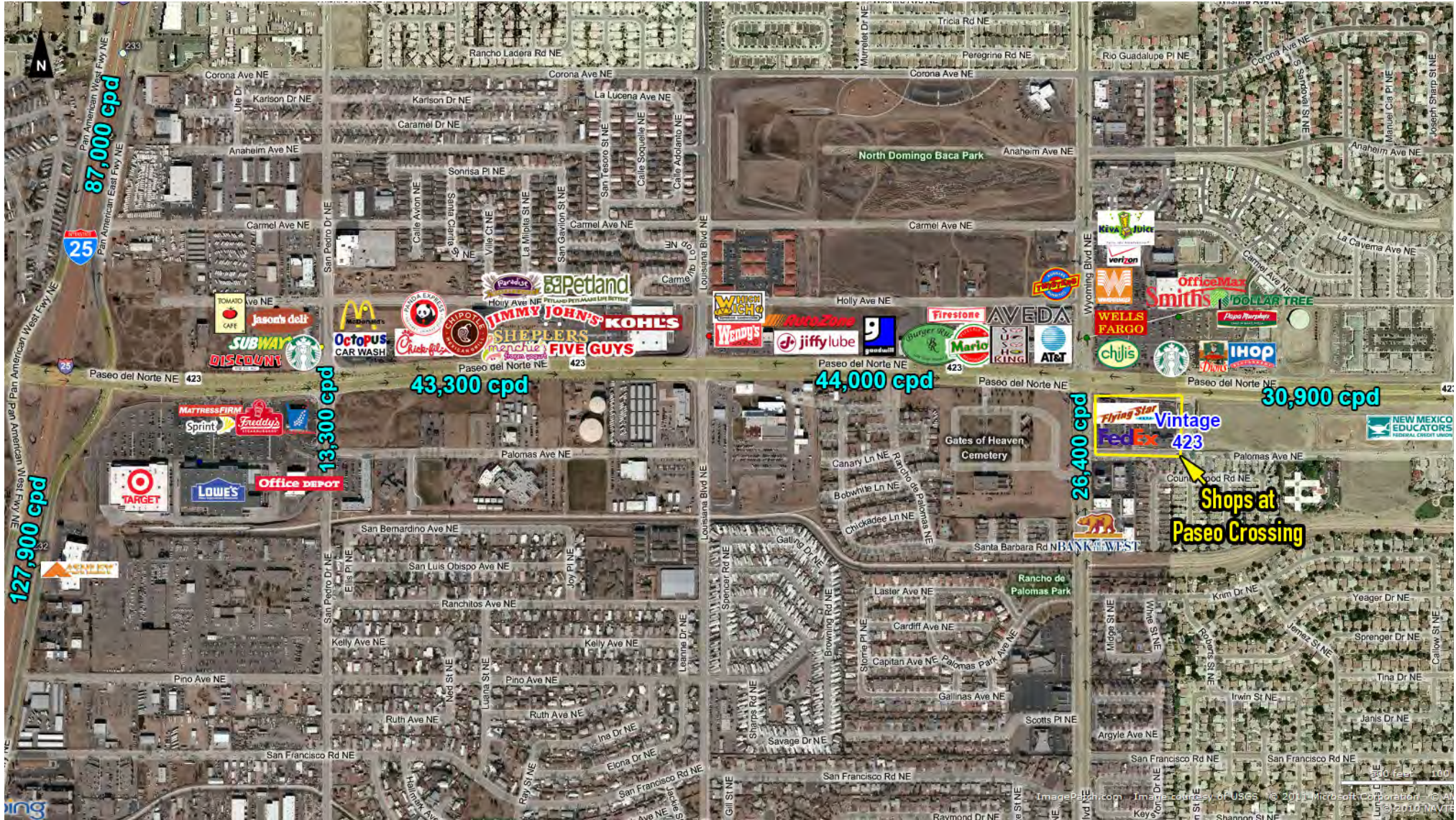
**COUNT ON US**

#505.807.0605 \* BASE5RETAIL.COM \* 115 GOLD AVE SW SUITE 203G \* ALBUQUERQUE, NM 87102

# RETAIL SPACE FOR RENT

The Shops at Paseo Crossing

8000 Paseo del Norte NE | Albuquerque, NM



**BASE 5**  
RETAIL PARTNERS

COUNT ON US

**David Chavez**  
david@base5retail.com  
505.507.3283 [cell/text]

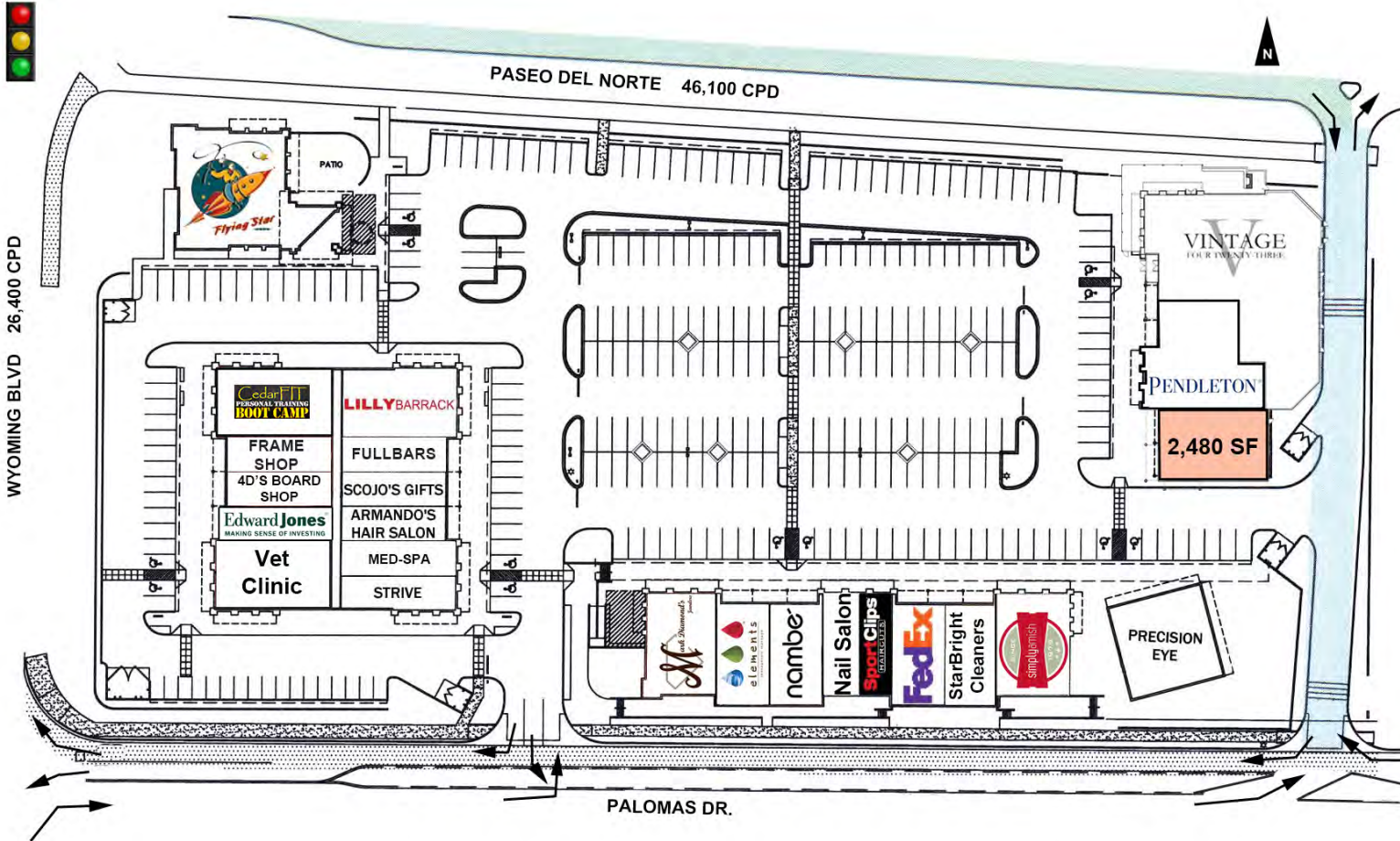
**Michael Armijo Butler**  
michael@base5retail.com  
505.730.8404 [cell/text]

#505.607.0605 \* BASE5RETAIL.COM \* 115 GOLD AVE SW SUITE 2036 \* ALBUQUERQUE, NM 87102

# RETAIL SPACE FOR RENT

The Shops at Paseo Crossing

8000 Paseo del Norte NE | Albuquerque, NM



Suite	Tenant	Size
PAD	Flying Star	5,000
A1	Vintage 423	7,308
A2	Pendleton	3,395
<b>A3</b>	<b>Available</b>	<b>2,480</b>
B1 - B2	Mark Diamond	2,614
B3	Elements Massage	1,775
B4	Nambe	1,775
B5	Nail Salon	1,250
B5-b	Sport Clips	1,250
B6	FedEx	1,775
B7	StarBright Cleaners	1,263
B8-B9	Simply Amish	3,077
C1 & C3	Cedar Fit	2,838
C2	Lily Barrack	2,838
C5 & C7	Framed	2,406
C6	Fullbars Cell Repair	1,180
C8	ScoJos Gifts	1,226
C9	Edward Jones	1,180
C10	Armandos Salon	1,180
C11	La Cueva Vet Clinic	2,838
C12A	European Waxing	1,419
C12B	Strive	1,419
<b>Total</b>	<b>Total</b>	<b>51,486</b>



**BASE 5**  
RETAIL PARTNERS

COUNT ON US

**David Chavez**  
david@base5retail.com  
505.507.3283 [cell/text]

**Michael Armijo Butler**  
michael@base5retail.com  
505.730.8404 [cell/text]

#505.607.0605 \* BASE5RETAIL.COM \* 115 GOLD AVE SW SUITE 2036 \* ALBUQUERQUE, NM 87102

# SUMMARY PROFILE

2000-2010 Census, 2012 Estimates with 2017 Projections

Calculated using Proportional Block Groups



**BASE 5**  
RETAIL PARTNERS

Base 5 Retail Partners

Lat/Lon: 35.1739/-106.5553

RS1

## 8000 Paseo del Norte NE

### Albuquerque, NM

1 mi radius    3 mi radius    5 mi radius

	1 mi radius	3 mi radius	5 mi radius	
<b>POPULATION</b>	2012 Estimated Population	14,415	76,121	177,476
	2017 Projected Population	15,227	80,409	187,618
	2010 Census Population	14,045	74,175	172,891
	2000 Census Population	12,840	66,891	159,720
	Projected Annual Growth 2012 to 2017	1.1%	1.1%	1.1%
	Historical Annual Growth 2000 to 2012	1.0%	1.1%	0.9%
	2012 Median Age	41.9	41.4	41.1
<b>HOUSEHOLDS</b>	2012 Estimated Households	5,933	33,547	78,842
	2017 Projected Households	6,357	35,938	84,516
	2010 Census Households	5,732	32,412	76,147
	2000 Census Households	4,765	28,291	67,596
	Projected Annual Growth 2012 to 2017	1.4%	1.4%	1.4%
	Historical Annual Growth 2000 to 2012	2.0%	1.5%	1.4%
<b>RACE AND ETHNICITY</b>	2012 Estimated White	77.0%	75.8%	73.4%
	2012 Estimated Black or African American	2.1%	2.5%	2.6%
	2012 Estimated Asian or Pacific Islander	6.4%	4.6%	3.5%
	2012 Estimated American Indian or Native Alaskan	2.2%	3.6%	4.3%
	2012 Estimated Other Races	12.3%	13.5%	16.2%
	2012 Estimated Hispanic	27.4%	28.6%	33.7%
<b>INCOME</b>	2012 Estimated Average Household Income	\$85,369	\$85,639	\$75,856
	2012 Estimated Median Household Income	\$78,754	\$70,812	\$63,049
	2012 Estimated Per Capita Income	\$35,440	\$38,177	\$34,102
<b>EDUCATION (AGE 25+)</b>	2012 Estimated Elementary (Grade Level 0 to 8)	4.4%	2.5%	3.0%
	2012 Estimated Some High School (Grade Level 9 to 11)	3.6%	3.4%	5.2%
	2012 Estimated High School Graduate	18.8%	20.3%	23.3%
	2012 Estimated Some College	21.7%	23.6%	23.5%
	2012 Estimated Associates Degree Only	8.1%	8.0%	7.3%
	2012 Estimated Bachelors Degree Only	22.7%	23.1%	21.1%
	2012 Estimated Graduate Degree	20.6%	19.1%	16.5%
<b>BUSINESS</b>	2012 Estimated Total Businesses	626	4,046	10,952
	2012 Estimated Total Employees	6,098	49,661	112,586
	2012 Estimated Employee Population per Business	9.7	12.3	10.3
	2012 Estimated Residential Population per Business	23.0	18.8	16.2

This report was produced using data from private and government sources deemed to be reliable. The information herein is provided without representation or warranty.