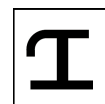
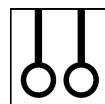



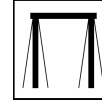
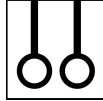
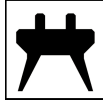

Delta Invitational/Cash and Carry Cup 2017

May 5-7th, 2017

Level 2 (U10)



| # | Athlete | Team | D | Score | Rk | D | Score | Rk | D | Score | Rk | D | Score | Rk | D | Score | Rk | D | Score | Rk | | | |
|------|-------------------|-------------------------------|-------|-------|----|-------|-------|----|-------|-------|----|-------|-------|----|-------|-------|----|-------|-------|----|-------|--------|----|
| 1403 | JACKSON Josiah | Flicka Gymnastics Club | 10.00 | 8.850 | 7 | 10.00 | 9.400 | 1 | 10.00 | 9.650 | 1 | 10.00 | 9.650 | 1 | 10.00 | 9.100 | 1 | 10.00 | 9.100 | 1 | 60.00 | 55.750 | 1 |
| 1402 | SAM-WENG Kingston | Flicka Gymnastics Club | 10.00 | 9.200 | 2 | 10.00 | 9.350 | 2 | 10.00 | 9.200 | 4 | 10.00 | 9.000 | 7 | 10.00 | 9.100 | 1 | 10.00 | 8.950 | 4 | 60.00 | 54.800 | 2 |
| 1410 | SMITH Parker | TAG Sports Centre | 10.00 | 9.150 | 3 | 10.00 | 8.800 | 5 | 10.00 | 9.150 | 5 | 10.00 | 9.300 | 4 | 10.00 | 8.850 | 2 | 10.00 | 8.800 | 5 | 60.00 | 54.050 | 3 |
| 1409 | CYR Jordan | TAG Sports Centre | 10.00 | 9.050 | 4 | 10.00 | 8.900 | 4 | 10.00 | 9.200 | 4 | 10.00 | 9.150 | 6 | 9.40 | 8.100 | 9 | 10.00 | 8.650 | 6 | 59.40 | 53.050 | 4 |
| 1401 | DELFBrian | Delta Gymnastics Society | 10.00 | 9.000 | 5 | 10.00 | 8.900 | 4 | 10.00 | 8.850 | 7 | 10.00 | 9.650 | 1 | 10.00 | 8.300 | 5 | 10.00 | 7.900 | 10 | 60.00 | 52.600 | 5 |
| 1412 | ANDRES Everett | Vancouver Phoenix Gymnastics | 10.00 | 8.900 | 6 | 10.00 | 8.250 | 8 | 10.00 | 9.300 | 3 | 10.00 | 9.350 | 3 | 9.40 | 8.200 | 7 | 10.00 | 8.550 | 7 | 59.40 | 52.550 | 6 |
| 1405 | THOMLINSON Parker | Langley Gymnastics Foundation | 10.00 | 8.700 | 8 | 10.00 | 8.800 | 5 | 10.00 | 9.150 | 5 | 10.00 | 9.300 | 4 | 10.00 | 8.800 | 3 | 9.00 | 7.500 | 11 | 59.00 | 52.250 | 7 |
| 1404 | DEFOUW Lachlan | KGTC | 10.00 | 7.800 | 12 | 10.00 | 9.350 | 2 | 10.00 | 9.400 | 2 | 10.00 | 9.350 | 3 | 9.40 | 7.750 | 10 | 10.00 | 8.400 | 8 | 59.40 | 52.050 | 8 |
| 1411 | VOSE Bailey | TAG Sports Centre | 10.00 | 9.300 | 1 | 10.00 | 7.200 | 10 | 10.00 | 8.800 | 8 | 10.00 | 9.300 | 4 | 10.00 | 8.750 | 4 | 10.00 | 8.400 | 8 | 60.00 | 51.750 | 9 |
| 1407 | BONE Elliot | Okanagan Gymnastics Centre | 10.00 | 8.000 | 11 | 10.00 | 9.000 | 3 | 10.00 | 9.200 | 4 | 10.00 | 9.200 | 5 | 10.00 | 8.250 | 6 | 10.00 | 6.850 | 13 | 60.00 | 50.500 | 10 |
| 1406 | WRIGHT Will | Langley Gymnastics Foundation | 10.00 | 8.600 | 9 | 10.00 | 8.700 | 6 | 10.00 | 8.800 | 8 | 10.00 | 9.350 | 3 | 9.40 | 7.750 | 10 | 9.00 | 7.200 | 12 | 58.40 | 50.400 | 11 |



| # | Athlete | Team | D | Score | Rk | D | Score | Rk | D | Score | Rk | D | Score | Rk | D | Score | Rk | D | Score | Rk | | | |
|------|-----------------------|------------------------------------|-------|-------|----|-------|-------|----|-------|-------|----|-------|-------|----|-------|-------|----|-------|-------|----|-------|--------|----|
| 1400 | MORONEY Gavin | Flicka Gymnastics Club | 10.00 | 8.300 | 10 | 10.00 | 8.150 | 9 | 8.80 | 7.200 | 10 | 10.00 | 9.200 | 5 | 10.00 | 8.150 | 8 | 10.00 | 9.000 | 3 | 58.80 | 50.000 | 12 |
| 1413 | CHRISTENSEN Markus | Vancouver Phoenix Gymnastics | 9.20 | 6.800 | 14 | 10.00 | 8.500 | 7 | 10.00 | 8.950 | 6 | 10.00 | 8.900 | 8 | 9.40 | 7.200 | 12 | 10.00 | 9.050 | 2 | 58.60 | 49.400 | 13 |
| 1414 | FUCHS Philipp | Vancouver Phoenix Gymnastics | 8.00 | 6.600 | 15 | 10.00 | 6.850 | 11 | 10.00 | 8.600 | 9 | 10.00 | 9.550 | 2 | 9.40 | 7.400 | 11 | 10.00 | 8.000 | 9 | 57.40 | 47.000 | 14 |
| 1408 | BANNER Nate | Okanagan Gymnastics Centre | 9.20 | 7.050 | 13 | 8.70 | 6.100 | 12 | 8.00 | 4.950 | 11 | 10.00 | 8.900 | 8 | 8.00 | 5.950 | 13 | 0.00 | 0.000 | 14 | 43.90 | 32.950 | 15 |