

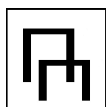




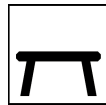
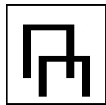

Delta Invitational/Cash and Carry Cup 2017

May 5-7th, 2017

JO 6A Senior



| # | Athlete | Team | D | Score | Rk | D | Score | Rk | D | Score | Rk | D | Score | Rk | D | Score | Rk |
|-----|----------------------------|---------------------------------------|-------|-------|----|-------|-------|----|-------|-------|----|-------|-------|----|-------|--------|----|
| 918 | FIORDA Kayla | Vancouver Phoenix Gymnastics | 10.00 | 9.425 | 1 | 10.00 | 8.750 | 4 | 10.00 | 9.425 | 4 | 10.00 | 9.625 | 4 | 40.00 | 37.225 | 1 |
| 909 | SILBERMAN Yvonne | Flip City Gymnastics | 10.00 | 8.800 | 3 | 10.00 | 8.975 | 2 | 10.00 | 9.450 | 3 | 10.00 | 9.700 | 1 | 40.00 | 36.925 | 2 |
| 911 | SIMPSON Thalia | Flip City Gymnastics | 10.00 | 9.250 | 2 | 10.00 | 8.050 | 9 | 10.00 | 9.675 | 1 | 10.00 | 9.550 | 5 | 40.00 | 36.525 | 3 |
| 908 | OUANO- DOTSON Izayah | Flip City Gymnastics | 10.00 | 8.550 | 8 | 10.00 | 9.150 | 1 | 10.00 | 8.675 | 12 | 10.00 | 9.675 | 2 | 40.00 | 36.050 | 4 |
| 919 | CHETNER Lola | Vancouver Phoenix Gymnastics | 10.00 | 7.950 | 14 | 10.00 | 8.850 | 3 | 10.00 | 9.425 | 4 | 10.00 | 9.500 | 7 | 40.00 | 35.725 | 5 |
| 903 | ZIETLOW Nicole | Flip City Gymnastics | 10.00 | 8.225 | 10 | 10.00 | 8.175 | 8 | 9.90 | 9.300 | 7 | 10.00 | 9.525 | 6 | 39.90 | 35.225 | 6 |
| 900 | BHANJI Fatima | Airdrie Edge Gymnastics Club | 10.00 | 7.975 | 13 | 10.00 | 8.450 | 5 | 10.00 | 9.375 | 5 | 10.00 | 9.300 | 8 | 40.00 | 35.100 | 7 |
| 923 | BANTOG Alyssa | Wayland Sports Surrey | 10.00 | 8.700 | 5 | 9.50 | 7.750 | 11 | 10.00 | 9.475 | 2 | 10.00 | 9.100 | 13 | 39.50 | 35.025 | 8 |
| 901 | MARTINS Emily | Celestina Popa Gymnastics | 10.00 | 8.450 | 9 | 10.00 | 8.200 | 7 | 10.00 | 8.650 | 13 | 10.00 | 9.650 | 3 | 40.00 | 34.950 | 9 |
| 904 | TANNER Ashley | Flip City Gymnastics | 10.00 | 8.575 | 7 | 10.00 | 7.875 | 10 | 10.00 | 9.125 | 8 | 10.00 | 9.250 | 10 | 40.00 | 34.825 | 10 |
| 910 | ACOSTA Alexandra | Flip City Gymnastics | 10.00 | 8.725 | 4 | 10.00 | 8.175 | 8 | 10.00 | 8.300 | 15 | 10.00 | 9.500 | 7 | 40.00 | 34.700 | 11 |
| 915 | CALDWELL Sierra | KGTC | 10.00 | 7.850 | 15 | 10.00 | 8.350 | 6 | 10.00 | 9.075 | 9 | 9.50 | 8.675 | 15 | 39.50 | 33.950 | 12 |
| 922 | DAVID Cassia | Wayland Sports Surrey | 10.00 | 8.700 | 5 | 9.50 | 7.150 | 13 | 10.00 | 8.675 | 12 | 10.00 | 9.225 | 11 | 39.50 | 33.750 | 13 |
| 907 | POPE Heather | Flip City Gymnastics | 10.00 | 8.000 | 12 | 9.50 | 6.850 | 16 | 10.00 | 9.325 | 6 | 10.00 | 9.525 | 6 | 39.50 | 33.700 | 14 |
| 914 | MCLAREN Brooke | KGTC | 10.00 | 8.800 | 3 | 9.50 | 7.350 | 12 | 10.00 | 8.250 | 16 | 10.00 | 9.250 | 10 | 39.50 | 33.650 | 15 |
| 917 | NEWBERY Meghan | Smithers Saltos | 10.00 | 8.625 | 6 | 8.60 | 6.900 | 15 | 10.00 | 8.825 | 11 | 10.00 | 9.250 | 10 | 38.60 | 33.600 | 16 |
| 916 | JENNA Veenstra | Smithers Saltos | 10.00 | 8.450 | 9 | 8.70 | 6.850 | 16 | 10.00 | 9.000 | 10 | 10.00 | 9.050 | 14 | 38.70 | 33.350 | 17 |



| # | Athlete | Team | D | Score | Rk | D | Score | Rk | D | Score | Rk | D | Score | Rk | D | Score | Rk |
|-----|----------------------|-----------------------------|-------|-------|----|------|-------|----|-------|-------|----|-------|-------|----|-------|--------|----|
| 905 | MCMURDO Sierra | Flip City Gymnastics | 10.00 | 8.050 | 11 | 8.70 | 6.550 | 17 | 10.00 | 9.125 | 8 | 10.00 | 9.125 | 12 | 38.70 | 32.850 | 18 |
| 920 | RITTER Alexandra | Wayland Sports Surrey | 10.00 | 8.700 | 5 | 9.50 | 6.950 | 14 | 10.00 | 7.600 | 17 | 10.00 | 9.275 | 9 | 39.50 | 32.525 | 19 |
| 913 | LAPRATT Machaylia | KGTC | 10.00 | 7.725 | 16 | 9.50 | 6.475 | 18 | 10.00 | 8.500 | 14 | 10.00 | 9.125 | 12 | 39.50 | 31.825 | 20 |

Generated Sun, 07 May 2017 10:32:08 -0700 in 0.003 seconds by kscore.ca