






# Upper Arch Denture Comparison Chart

Types of Dentures	Cosmetically Enhanced to Give a Facelift Appearance	Type of Fit	Longevity	Retained by	Chewing Efficiency	Ability to Stop Bone Loss	Ability to Taste Food; Temperature & Texture	Cost
 NEW YOU dentures™ Permanently Attached	Yes	Custom Designed	Decades	Denture screws onto five root replacements worn 24/7/365	90% of real teeth	Yes	Yes	\$\$\$\$\$
 NEW YOU dentures™ Snap-On/Off 4 Root Replacements & Bar Overdenture	Yes	Custom Designed	Years	Denture snaps onto bar mounted on four root replacements	90% of real teeth	Partial	Yes	\$\$\$\$
 NEW YOU dentures™ Snap-On/Off 4 Root Replacements	Yes	Custom Designed	Years	Denture snaps onto four root replacements	90% of real teeth	Partial	Yes	\$\$\$\$
 NEW YOU dentures™ Snap-On/Off 3 Root Replacements	Yes	Custom Designed	Years	Denture snaps onto three root replacements	50% of real teeth	Partial	Yes	\$\$\$\$
 NEW YOU dentures™ Glue-On	Yes	Custom Designed	Years	Glued-On Daily	20% of real teeth	No	No	\$\$
<b>Traditional Denture</b> (Not offered by Dr. Reece)	No	Semi Custom	Limited	Glued-On Daily	20% of real teeth	No	No	\$
<b>Economy Denture</b> (Not offered by Dr. Reece)	No	S / M / L	Limited	Glued-On Daily	20% of real teeth	No	No	\$