
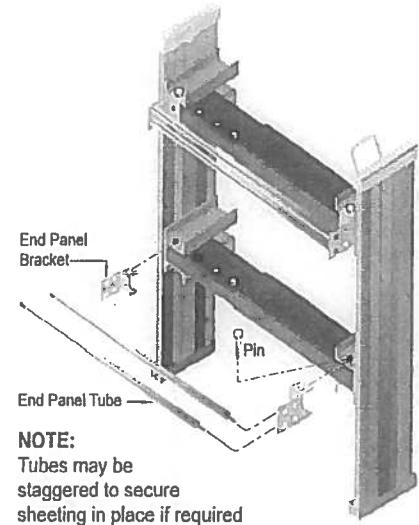



**Basis and Limitations of the Data for End Shores**

- A. When End Shores are used with Vertical Shores, the horizontal spacing between the End Shore and the first Vertical Shore shall not exceed the spacing shown in the Tabulated Data tables for Vertical Shores for the soil type and depths encountered in the trench. If sheeting is necessary behind the Vertical Shores, the End Shore shall be placed close to the end Vertical Shore sheeting.
- B. When End Shores are used with Waler Systems there shall be no more than 4 feet clear between the end of the End Shore and the end of the first Wale.
- C. When End Shores are used with Hydraulic Aluminum Shields there shall be no more than 2 feet clear between the end of the End Shore and the end of the Shoring Shield.
- D. When End Shores are used with Trench Shields there shall be no more than 4 feet clear between the end of the End Shore and the Trench Shield.
- E. The End Shores may be used only in the Hydraulic modes with the hydraulic cylinders pressurized.
- F. The maximum operating width of End Shores is 12 feet.
- G. The bottom Hydraulic Quickbrace shall be located no more than 4 feet above the bottom of the excavation. The top hydraulic Quickbrace shall be located between one foot and two feet below the top of the excavation.
- H. The sheeting directly behind the end of each Hydraulic Quickbrace must bear on firm soil or solid and stable filler to distribute the cylinder load to the face of the excavation.
- I. The top of the sheeting shall be level with the top of the excavation or above it.
- J. The faces of the excavation must be cut near vertical and straight.



NEXT PAGE


Revised: February 8, 2013 - CHANGE ONE



- K. If the top of the excavation is sloped away from the End Shore, the top of the sheeting must be a minimum of 12 inches above the top of the slope. The top Hydraulic Quickbrace must be located below the top of the slope.
- M. No vertical load shall be applied to the Hydraulic Quickbrace.
- N. In the Hydraulic modes the End Shores may be stacked vertically provided all Hydraulic Quickbraces and hydraulic cylinders are pressurized to a minimum of 750 p.s.i. and the sides of all End Shores bear against the excavation face.
- O. The Hydraulic Quickbrace furnished with End Shores will support the loads across the end of the trench as shown in the table below.

Model Height (Ft.)	Capacity (Psf)	Allowable Depth (Ft.) For Soil Type		
		A	B	C-60
ESV5-CR	1,100	25	25	21
ESV6-CR	1,100	25	25	21
ESV7-CR	1,100	25	25	21
ESV8-CR	1,100	25	25	21
ESV9-CR	1,100	25	25	21
ESV12-CR	1,100	25	25	21

CR: Cylinder Range



The following additional certifications apply to pages 1-25 of this document, stamped by Alex Nedeltchev, P.E., on January 4, 2010.

 <p>LICENSED PROFESSIONAL ENGINEER A.V. NEDELTCHEV 01.04.2010 PROVINCE OF ONTARIO</p>	 <p>PROFESSIONAL ENGINEER ALBERTA ALEX NEDELTCHEV 01.04.2010</p>	 <p>PROFESSIONAL ENGINEER A.V. NEDELTCHEV Member 33107 01.04.2010</p>
 <p>PROFESSIONAL ENGINEER A.V. NEDELTCHEV MEMBER 14792 01.04.2010 SASKATCHEWAN</p>	 <p>REGISTERED PROFESSIONAL ENGINEER DATE 01.04.2010 A.V. NEDELTCHEV 9001 NOVA SCOTIA</p>	 <p>PROFESSIONAL ENGINEER A. NEDELTCHEV 01009 01.04.2010</p>
 <p>2010 Alexandre V. Nedeltchev 01.04.2010</p>	 <p>ORDRE DES INGÉNIEURS DU QUÉBEC Permis Temporaire / Temporary Licence Nom / Name: Alexandre Nedeltchev No. DID: PT01008 Val après / Valid after: 2010-08-13 SNo: DEALERSHIPS HEWITT CAT / PONTE-CLAIRE 01.04.2010</p>	

The following additional certifications apply to pages 1-25 of this document.

