



**February 23-28, 2024**

**6 AQHA Shows! 4 NSBA Shows!**

**Flat Rate Option. No Pre-entries!**



# **Pattern Book**

## **Western Riding**

Round 1

Green/Novice/L1 – L1 Pattern 1

All Others – Pattern 1

Round 2

Green/Novice/L1 – L1 Pattern 2

All Others – Pattern 2

## **Ranch Riding**

Round 1 – Pattern 5

Round 2 – Pattern 7

*Enter everything and scratch as needed.*

**We do not charge for the scratches in the AQHA classes.**

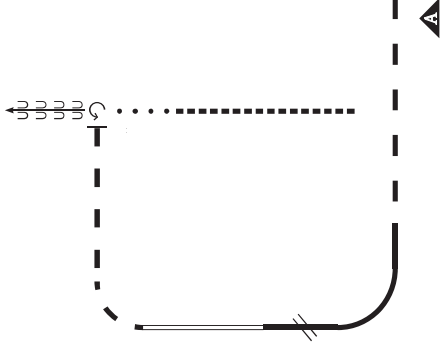
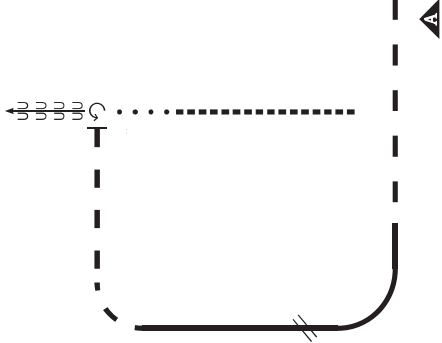
*Money classes have a different scratch policy.*



**EQUITATION**  
(L1 Amateur, L1 Youth)  
**Round 1**

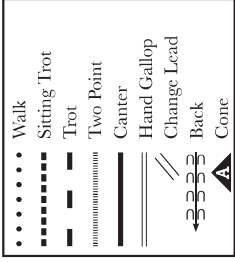


**EQUITATION**  
(Youth 13&U, Youth 14-18, Amateur, Select)  
**Round 1**

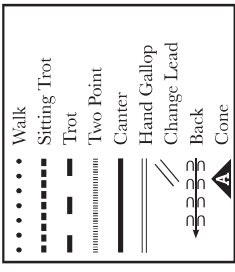


# February 23

1. Posting trot right diagonal.
2. Canter right lead.
3. Change leads.
4. Canter left lead.
5. Posting trot left diagonal.
6. Stop. Perform a 270° turn left on forehand.
7. Back one horse length.
8. Walk four steps.
9. Exit at sitting trot.



1. Posting trot right diagonal.
2. Canter right lead.
3. Change leads.
4. Hand gallop left lead.
5. Posting trot left diagonal.
6. Stop. Perform a 270° turn left on forehand.
7. Back one horse length.
8. Walk four steps.
9. Exit at sitting trot.



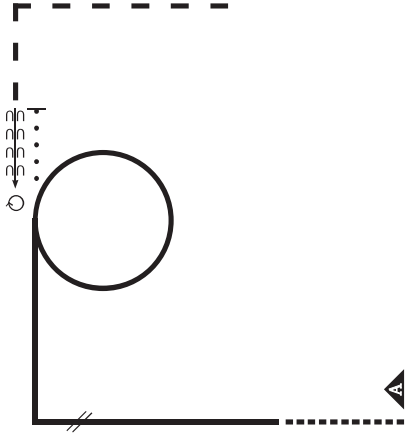


**HORSEMANSHIP**  
(L1, Amateur, L1 Youth)  
**Round 1**

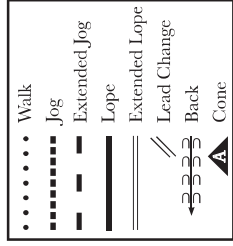


**HORSEMANSHIP**  
(Youth 13&U, Youth 14-18, Amateur, Select)  
**Round 1**

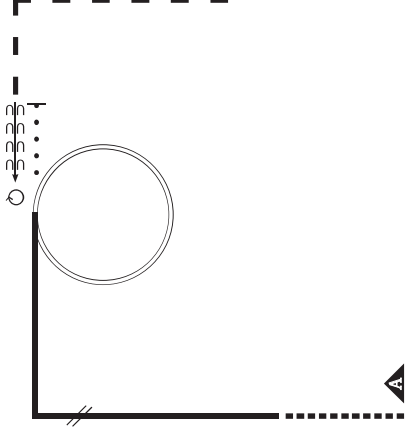
# February 24



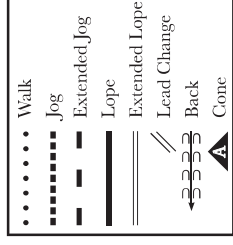
1. Jog.
2. Lope left lead.
3. Change leads.
4. Lope right lead square corner.
5. Lope right lead circle.
6. Break to walk.
7. Stop. Back 4 steps.
8. Perform a 360° turn right.
9. Extended jog square corner to exit.



©2017 NCHA



1. Jog.
2. Lope left lead.
3. Change leads.
4. Lope right lead square corner.
5. Extended lope right lead circle.
6. Break to walk.
7. Stop. Back 4 steps.
8. Perform a 360° turn right.
9. Extended jog square corner to exit.

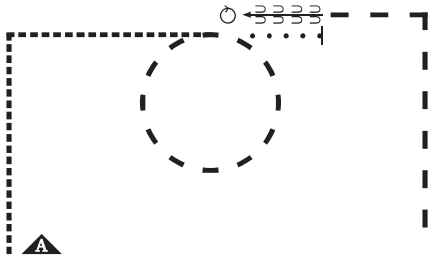


©2017 NCHA



**HORSEMANSHIP**  
(All Walk-Trot, Small Fry)  
Round 1

# February 24



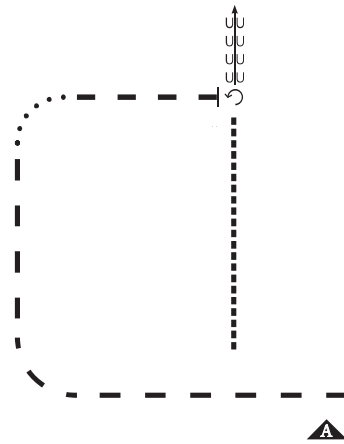
1. Jog square corner.
2. Extended jog circle.
3. Break to walk.
4. Stop. Back 4 steps.
5. Perform a 360° turn right.
6. Extended jog square corner to exit.

.....	Walk
-----	Jog
- - - - -	Extended Jog
=====	Lope
=====	Extended Lope
////	Lead Change
←←←←←	Back
▲	Cone



# February 23

**EQUITATION**  
(All Walk-Trot, Small Fry)  
Round 1



1. Posting trot left diagonal.
2. Walk.
3. Posting trot right diagonal.
4. Stop. Perform a 270° turn left on forehand.
5. Back one horse length.
6. Exit at sitting trot.

.....	Walk
-----	Sitting Trot
- - - - -	Trot
.....	Two Point
=====	Canter
=====	Hand Gallop
////	Change Lead
←←←←←	Back
▲	Cone

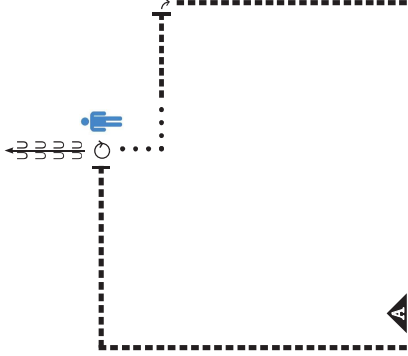


## SHOWMANSHIP (L1 Amateur, L1 Youth)

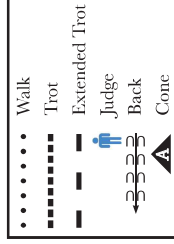


## SHOWMANSHIP (Youth 13&U, Youth 14-18, Amateur, Select)

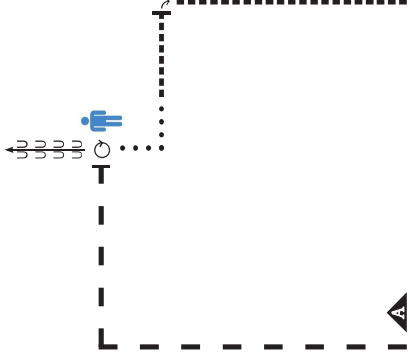
# February 25



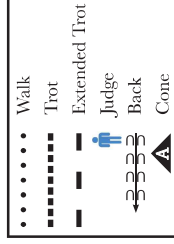
1. Trot square corner to judge.
2. Stop and set up.
3. Inspection.
4. When dismissed perform a 450° turn.
5. Back 4 steps.
6. Walk square corner.
7. Trot.
8. Stop. Perform a 90° turn.
9. Trot to exit.



©2019 Silver Dollar Circuit



1. Extended trot square corner to judge.
2. Stop and set up.
3. Inspection.
4. When dismissed perform a 450° turn.
5. Back 4 steps.
6. Walk square corner.
7. Trot.
8. Stop. Perform a 90° turn.
9. Trot to exit.



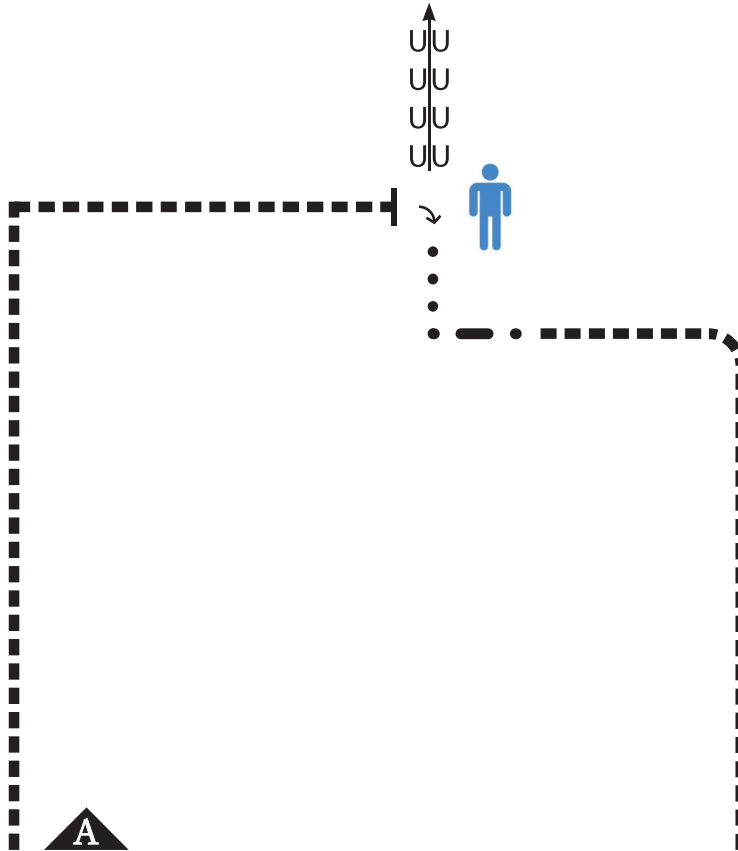
©2019 Silver Dollar Circuit



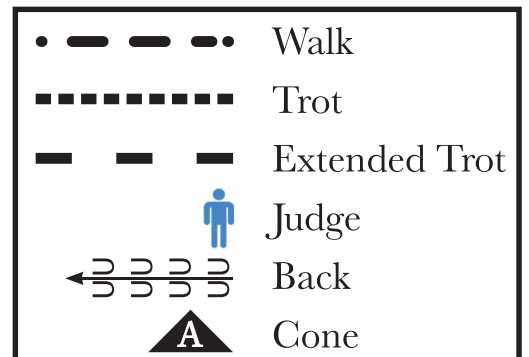
# SHOWMANSHIP

(Small Fry)

## February 25



1. Trot square corner to judge.
2. Stop and set up.
3. Inspection.
4. When dismissed perform a 90° turn.
5. Back 4 steps.
6. Walk square corner.
7. Trot to exit.



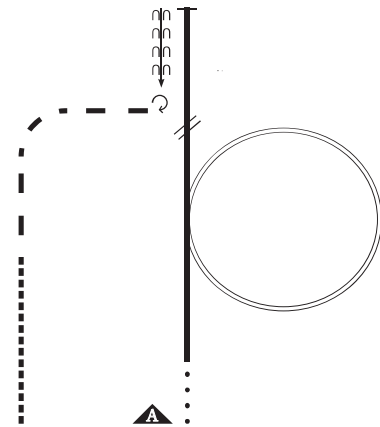
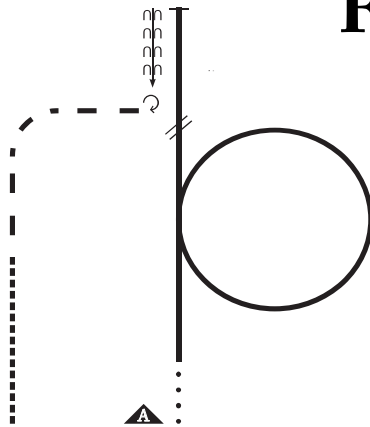


**EQUITATION**  
(L1 Amateur, L1 Youth)  
**Round 2**

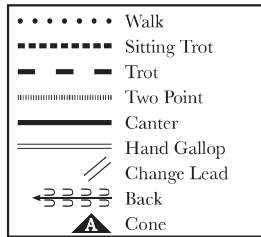


**EQUITATION**  
(Youth 13&U, Youth 14-18, Amateur, Select)  
**Round 2**

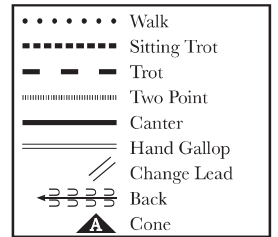
**February 26**



1. Walk four steps.
2. Canter right lead.
3. Canter right lead circle.
4. Change leads.
5. Canter left lead.
6. Stop and back.
7. Perform a 270° turn right on forehand.
8. Posting trot right diagonal.
9. Exit at sitting trot.



1. Walk four steps.
2. Canter right lead.
3. Hand gallop right lead circle.
4. Change leads.
5. Canter left lead.
6. Stop and back.
7. Perform a 270° turn right on forehand.
8. Posting trot right diagonal.
9. Exit at sitting trot.

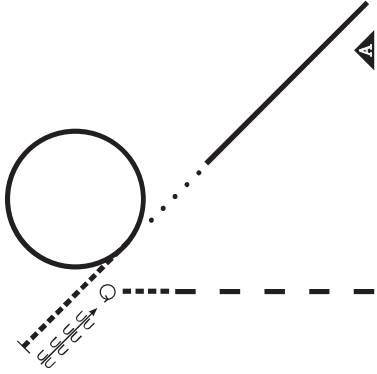




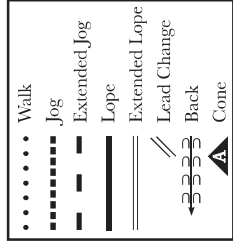
**HORSEMANSHIP**  
(L1 Amateur, L1 Youth)  
**Round 2**



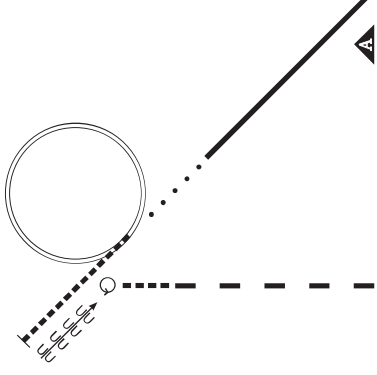
**HORSEMANSHIP**  
(Youth 13&U, Youth 14-18, Amateur, Select)  
**Round 2**



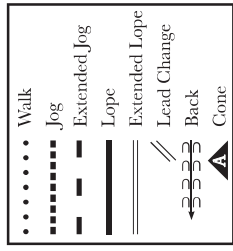
1. Lope left lead.
2. Break to walk.
3. Lope right lead circle.
4. Jog.
5. Stop and back one horse length.
6. Perform an approximate 495° turn left.
7. Jog.
8. Extended jog to exit.



©2014 American Quarter Horse Association



1. Lope left lead.
2. Break to walk.
3. Extended lope right lead circle.
4. Jog.
5. Stop and back one horse length.
6. Perform an approximate 495° turn left.
7. Jog.
8. Extended jog to exit.



©2014 American Quarter Horse Association






**EQUITATION**  
(All Walk-Trot, Small Fry)  
Round 2

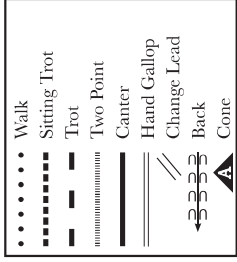


**HORSEMANSHIP**  
(All Walk-Trot, Small Fry)  
Round 2

**February 26**

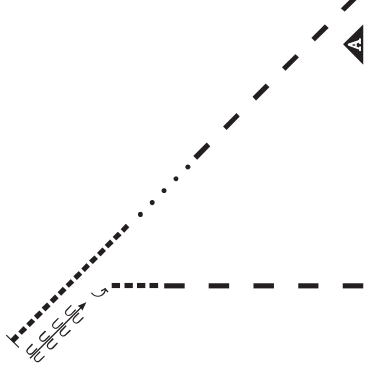


1. Walk four steps.
2. Post on left diagonal.
3. Stop and back.
4. Perform a 270° turn right on forehand.
5. Post on right diagonal.
6. Exit at sitting trot.

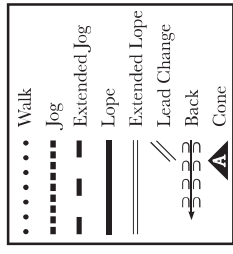


©2014 Silver Dollar Circuit

**February 28**



1. Extended jog.
2. Break to walk.
3. Jog.
4. Stop and back one horse length.
5. Perform an approximate 135° turn left.
6. Jog.
7. Extended jog to exit.

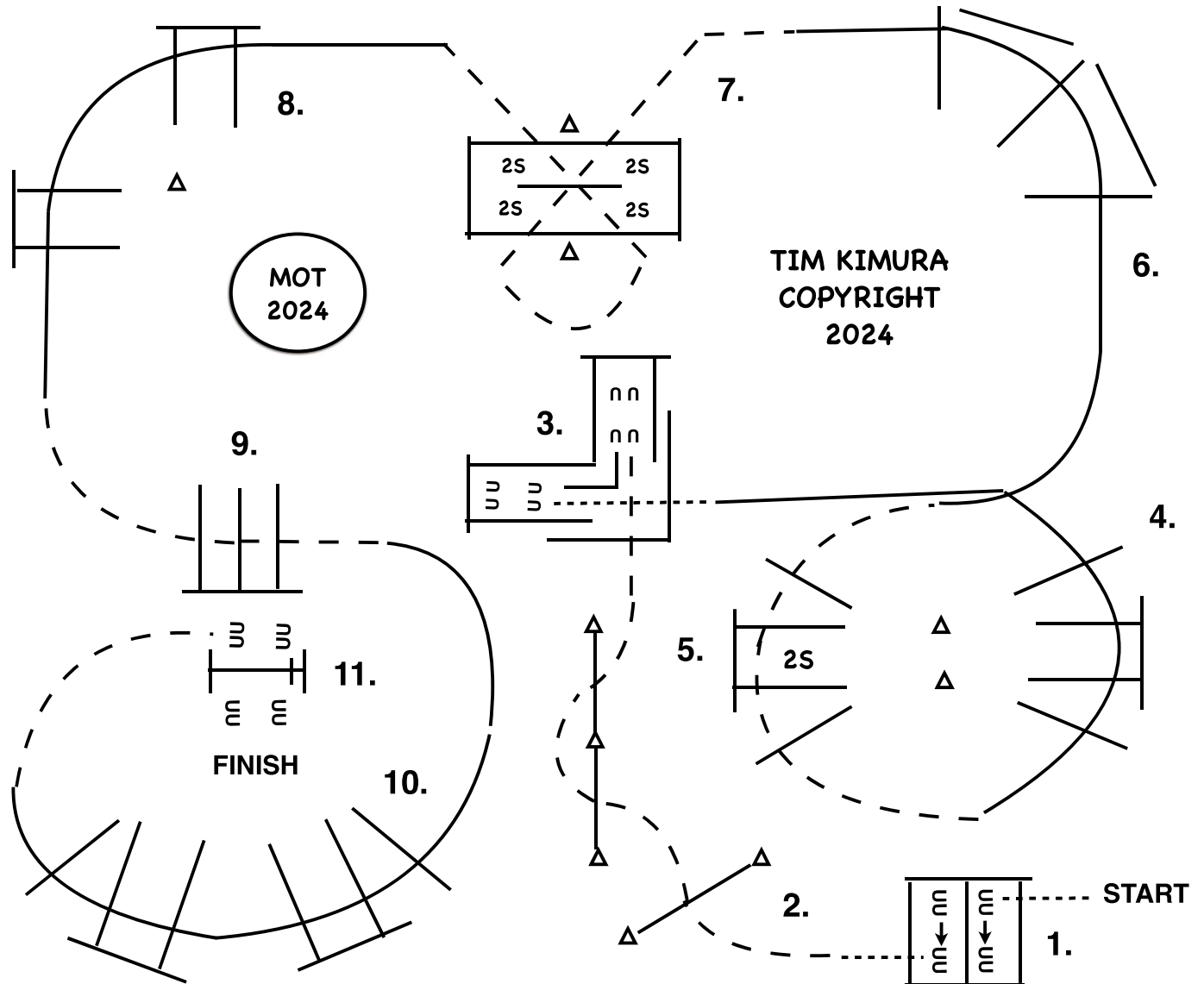


©2014 Silver Dollar Circuit

**2024 LAS VEGAS  
SILVER DOLLAR  
CIRCUIT**

**\$ 1000 NSBA  
LIMITED TRAIL HORSE**

**FRIDAY 2/23**

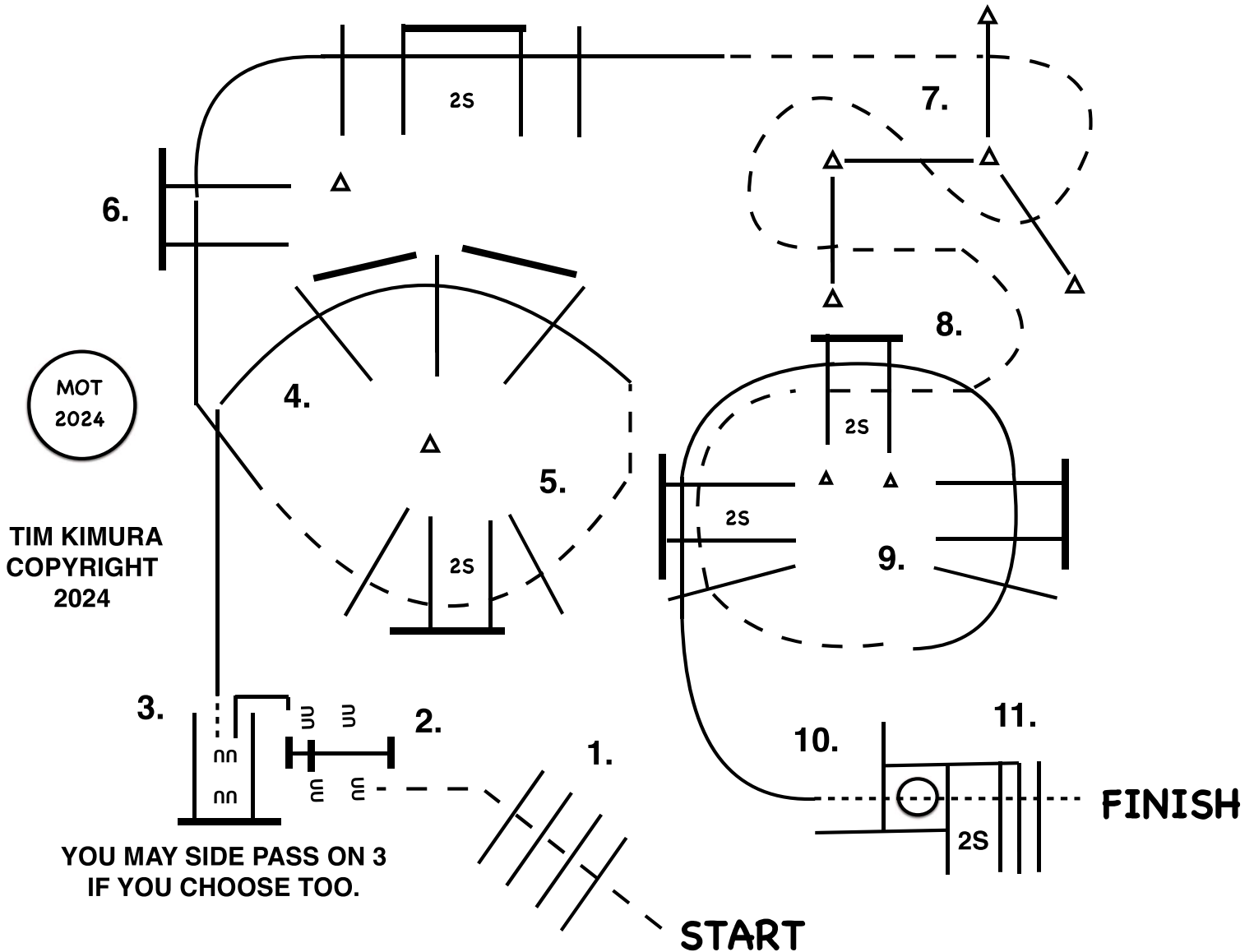


1. WALK OVER POLES, SIDE PASS LEFT OVER CENTER POLE, WALK OFF AND OVER POLES.
2. JOG THROUGH SERPENTINE, JOG OVER POLES.
3. JOG OVER POLE, JOG INTO CHUTE, BACK AROUND CORNER, WALK OUT OVER POLE.
4. LOPE OVER POLES (RIGHT LEAD).
5. BREAK TO THE JOG, JOG OVER POLES.
6. LOPE OVER POLES (LEFT LEAD).
7. BREAK TO THE JOG, JOG OVER POLES.
8. LOPE OVER POLES (LEFT LEAD).
9. BREAK TO THE JOG, JOG OVER POLES.
10. LOPE OVER POLES (RIGHT LEAD).
11. BREAK TO THE JOG, JOG UP TO GATE, WORK GATE RIGHT HAND.

**2024 LAS VEGAS  
SILVER DOLLAR  
CIRCUIT**

**FRIDAY 2/23**

**AMATEUR (LEVEL 2 & 3)  
YOUTH 14-18  
SENIOR HORSES (LEVEL 2 & 3)**

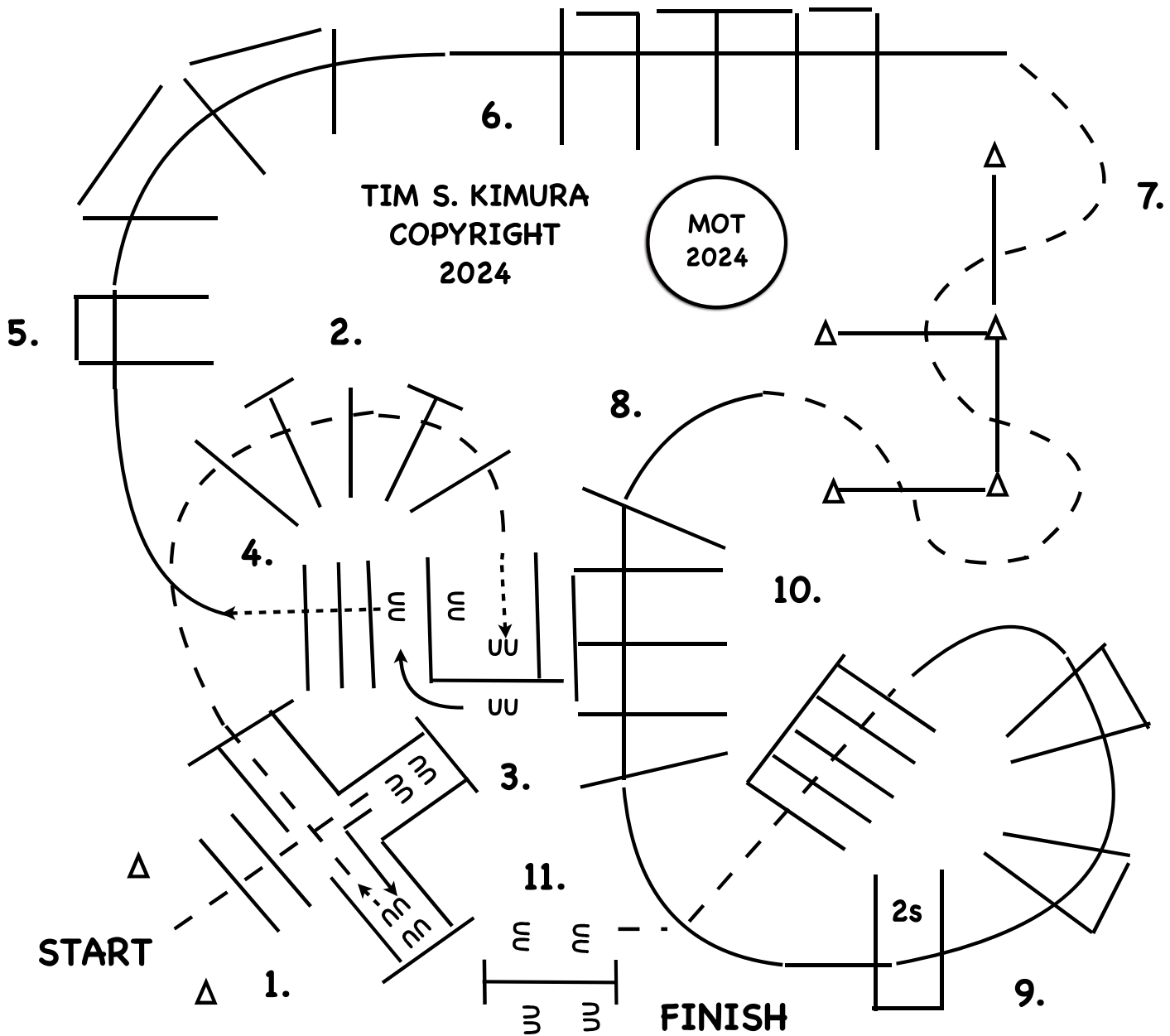


1. JOG OVER POLES, JOG UP TO GATE.
2. WORK GATE RIGHT HAND
3. MANEUVER AND BACK AROUND CORNER, BACK BETWEEN POLES.
4. WALK FORWARD, THEN LOPE OVER POLES (RIGHT LEAD).
5. BREAK TO THE JOG, JOG OVER POLES.
6. LOPE OVER POLES (RIGHT LEAD).
7. BREAK TO THE JOG, JOG THROUGH SERPENTINE, JOG OVER POLES.
8. JOG OVER POLES.
9. LOPE OVER POLES (LEFT LEAD).
10. STOP OR BREAK TO THE WALK, WALK INTO BOX, EXECUTE A 360 TURN EITHER WAY, WALK OUT BOX.
11. WALK OVER POLES.

**2024 LAS VEGAS  
SILVER DOLLAR  
CIRCUIT**

**MONDAY 2/26**

**AMATEUR (LEVEL 2 & 3)  
YOUTH 14-18  
SENIOR HORSES (LEVEL 2 & 3)**



1. JOG OVER POLES, JOG INTO CHUTE. BACK BETWEEN POLES, JOG OUT.
2. JOG OVER POLES.
3. STOP OR BREAK TO THE WALK, WALK OVER POLE SIDE PASS RIGHT.
4. WALK OFF POLE AND WALK OVER POLES.
5. LOPE OVER POLES (RIGHT LEAD).
6. LOPE OVER POLES (RIGHT LEAD).
7. BREAK TO THE JOG, JOG THROUGH SERPENTINE, JOG OVER POLES.
8. LOPE OVER POLES (LEFT LEAD).
9. LOPE OVER POLES (LEFT LEAD).
10. BREAK TO THE JOG, JOG OVER POLES.
11. JOG TO GATE, WORK GATE LEFT HAND.

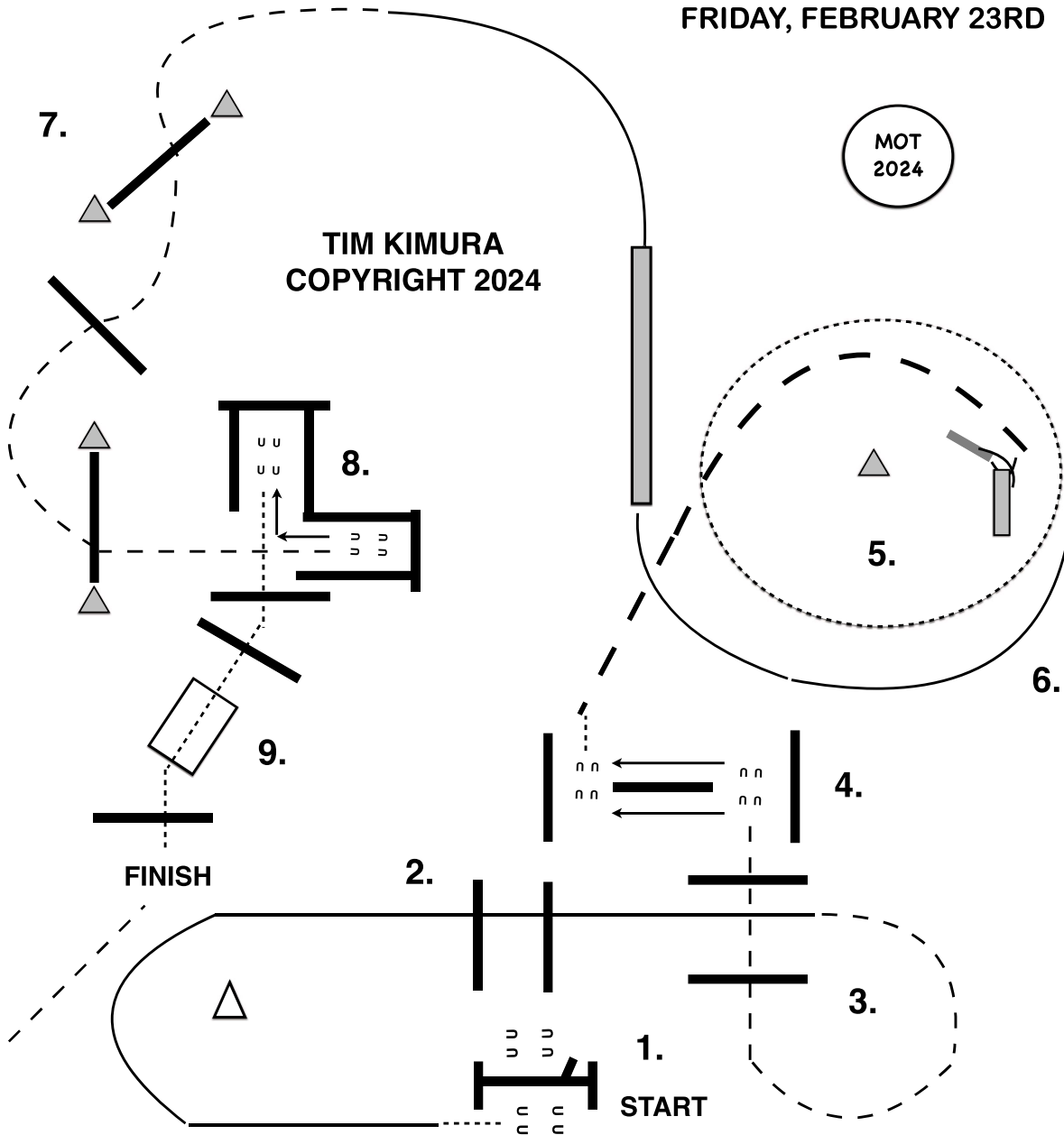
**2024 LAS VEGAS  
SILVER DOLLAR CIRCUIT**

**AMATEUR RANCH TRAIL  
YOUTH RANCH TRAIL  
OPEN RANCH TRAIL**

**FRIDAY, FEBRUARY 23RD**

MOT  
2024

TIM KIMURA  
COPYRIGHT 2024

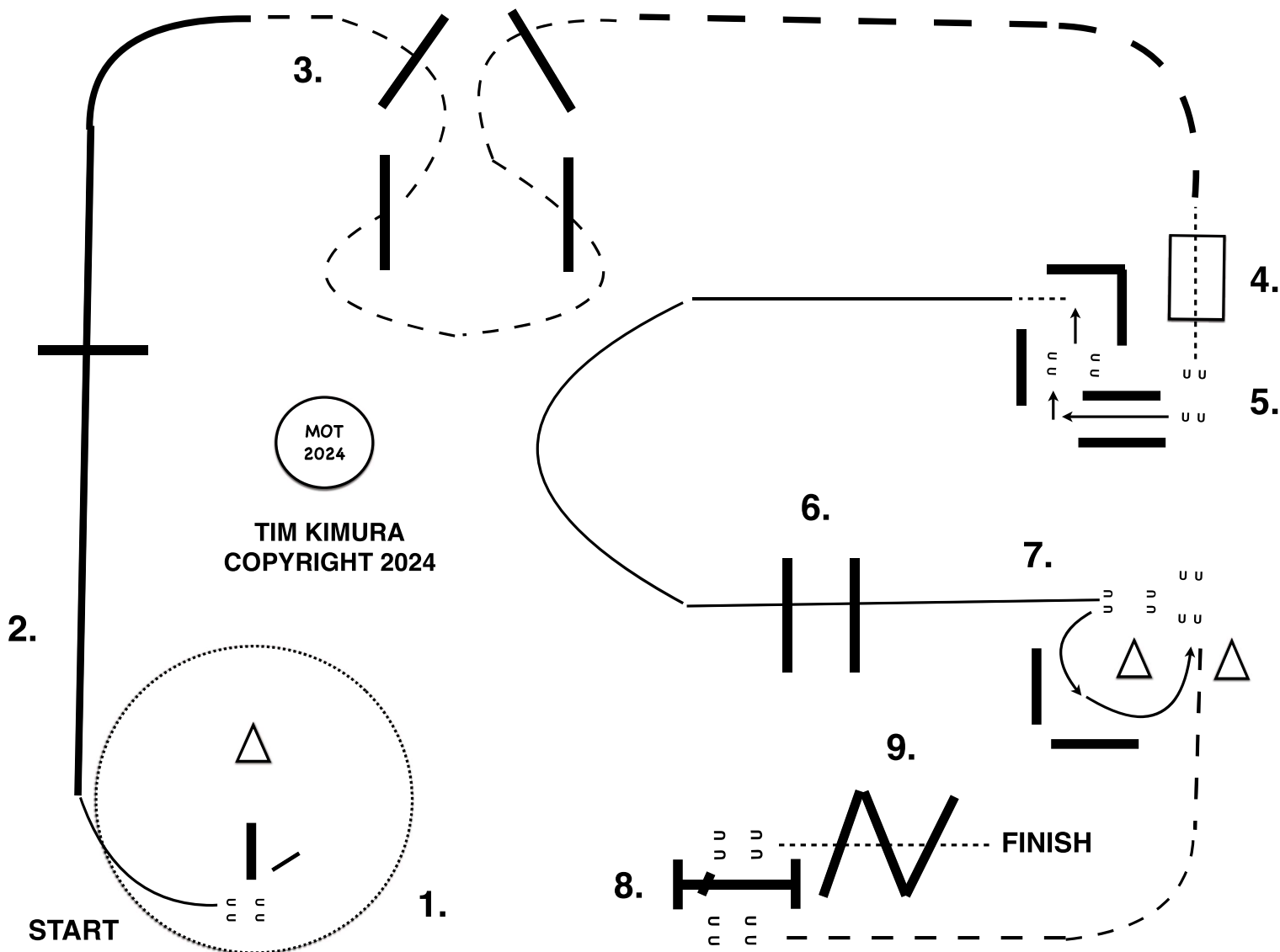


1. WORK GATE RIGHT HAND.
2. WALK FORWARD, THEN LOPE OVER LOGS AND LOPE BETWEEN LOGS RIGHT LEAD.
3. BREAK TO THE TROT, TROT OVER LOGS.
4. STOP AND SIDE PASS LEFT OVER LOG.
5. EXTEND THE TROT TO DRAG. DRAG LOG WALK OR TROT AROUND MARKER.  
YOUTH TRAIL, PICK UP OBJECT, TROT AROUND MARKER, RETURN OBJECT.
6. LOPE RIGHT LEAD, THEN CHANGE LEADS SIMPLE OR FLYING.
7. BREAK TO THE TROT, TROT OVER LOGS, TROT THROUGH SERPENTINE.
8. TROT INTO CHUTE, BACK BETWEEN LOGS.
9. WALK OVER LOGS AND WALK OVER BRIDGE. TROT OUT TO EXIT.

**2024 LAS VEGAS  
SILVER DOLLAR  
CIRCUIT**

**MONDAY 2/26**

**AMATEUR RANCH TRAIL  
YOUTH RANCH TRAIL  
OPEN RANCH TRAIL**

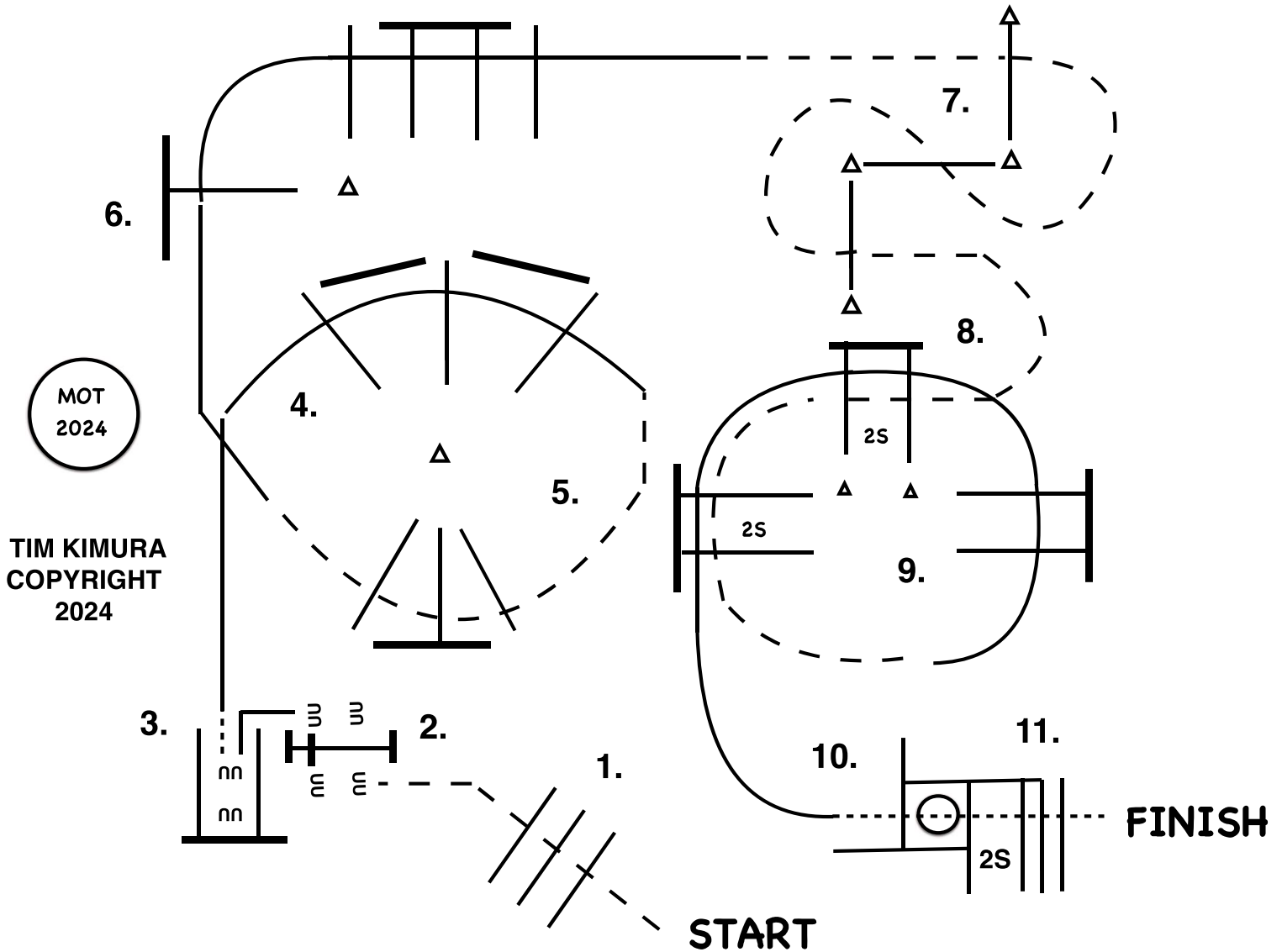


1. DRAG LOG OPTION WALK OR TROT AROUND MARKER, RETURN ROPE. YOUTH CARRY OBJECT AND TROT AROUND MARKER AND RETURN OBJECT.
2. LOPE ON THE RIGHT LEAD, THEN EXTEND THE LOPE OVER LOG.
3. BREAK TO THE TROT, TROT OVER LOGS.
4. EXTEND THE TROT TO BRIDGE, BREAK TO THE WALK AND WALK OVER BRIDGE.
5. SIDE PASS RIGHT OVER LOG, SIDE PASS AROUND CORNER AND CONTINUE TO SIDE PASS RIGHT TO END OF GAP.
6. WALK FORWARD, THEN LOPE OVER LOGS LEFT LEAD.
7. STOP BY MARKER, BACK A 3/4 TURN AND BACK BETWEEN MARKERS UNTIL HORSE'S FRONT LEG GET BEYOND THE GAP.
8. JOG UP TO GATE, WORK GATE.
9. WALK OVER LOGS.

**2024 LAS VEGAS  
SILVER DOLLAR  
CIRCUIT**

**YOUTH 13 & UNDER  
L1 SELECT & L1 AMATEUR  
L1 YOUTH & L1 JUNIOR**

**SATURDAY 2/24**

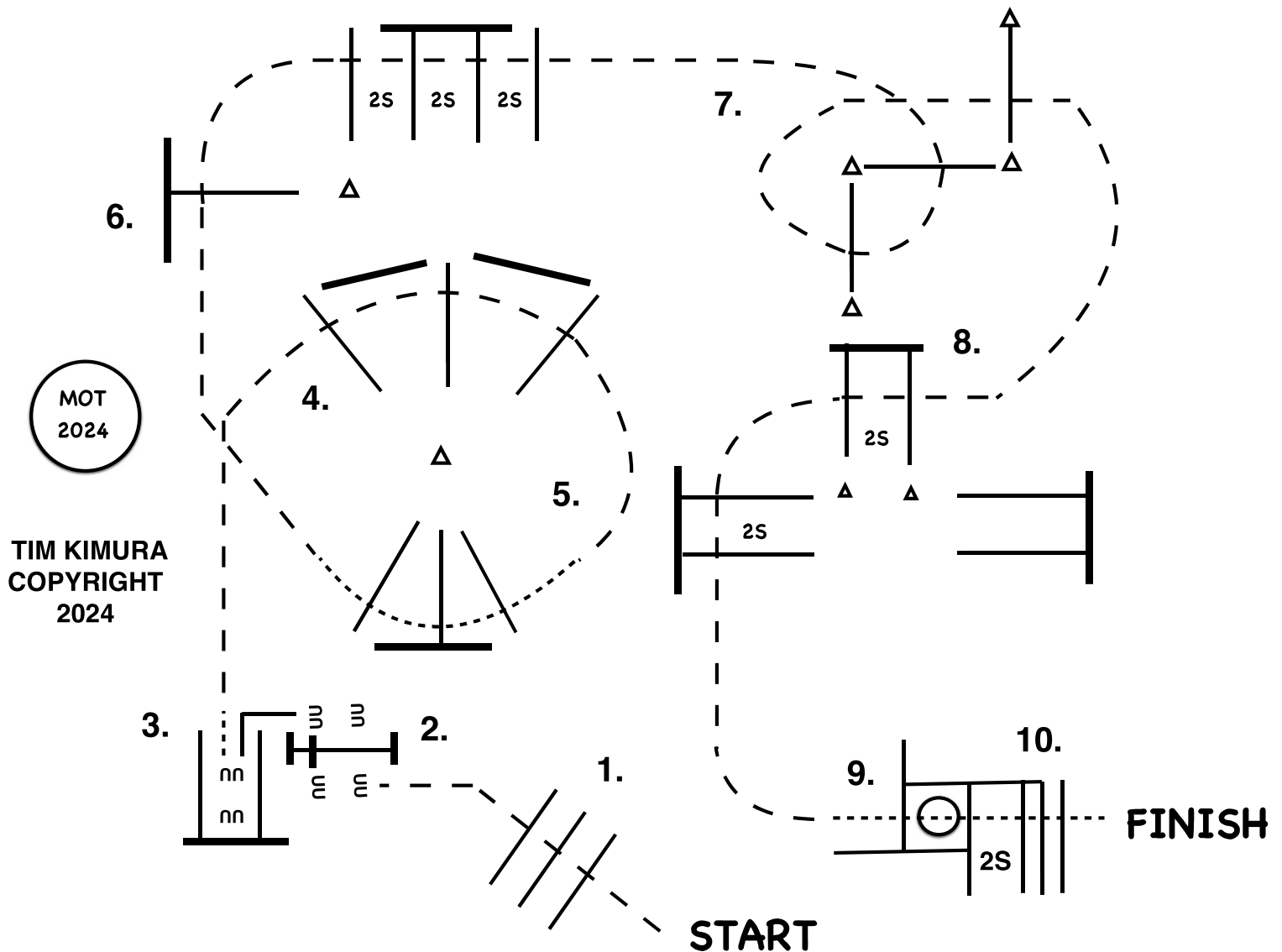


1. JOG OVER POLES, JOG UP TO GATE.
2. WORK GATE RIGHT HAND
3. BACK AROUND CORNER, BACK BETWEEN POLES.
4. WALK FORWARD, THEN LOPE OVER POLES (RIGHT LEAD).
5. BREAK TO THE JOG, JOG OVER POLES.
6. LOPE OVER POLES (RIGHT LEAD).
7. BREAK TO THE JOG, JOG THROUGH SERPENTINE, JOG OVER POLES.
8. JOG OVER POLES.
9. LOPE OVER POLES (LEFT LEAD).
10. STOP OR BREAK TO THE WALK, WALK INTO BOX, EXECUTE A 360 TURN EITHER WAY, WALK OUT BOX.
11. WALK OVER POLES.

**2024 LAS VEGAS  
SILVER DOLLAR  
CIRCUIT**

**L1 YOUTH WALK TROT TRAIL  
L1 AMATEUR WALK TROT TRAIL**

**SUNDAY 2/25**



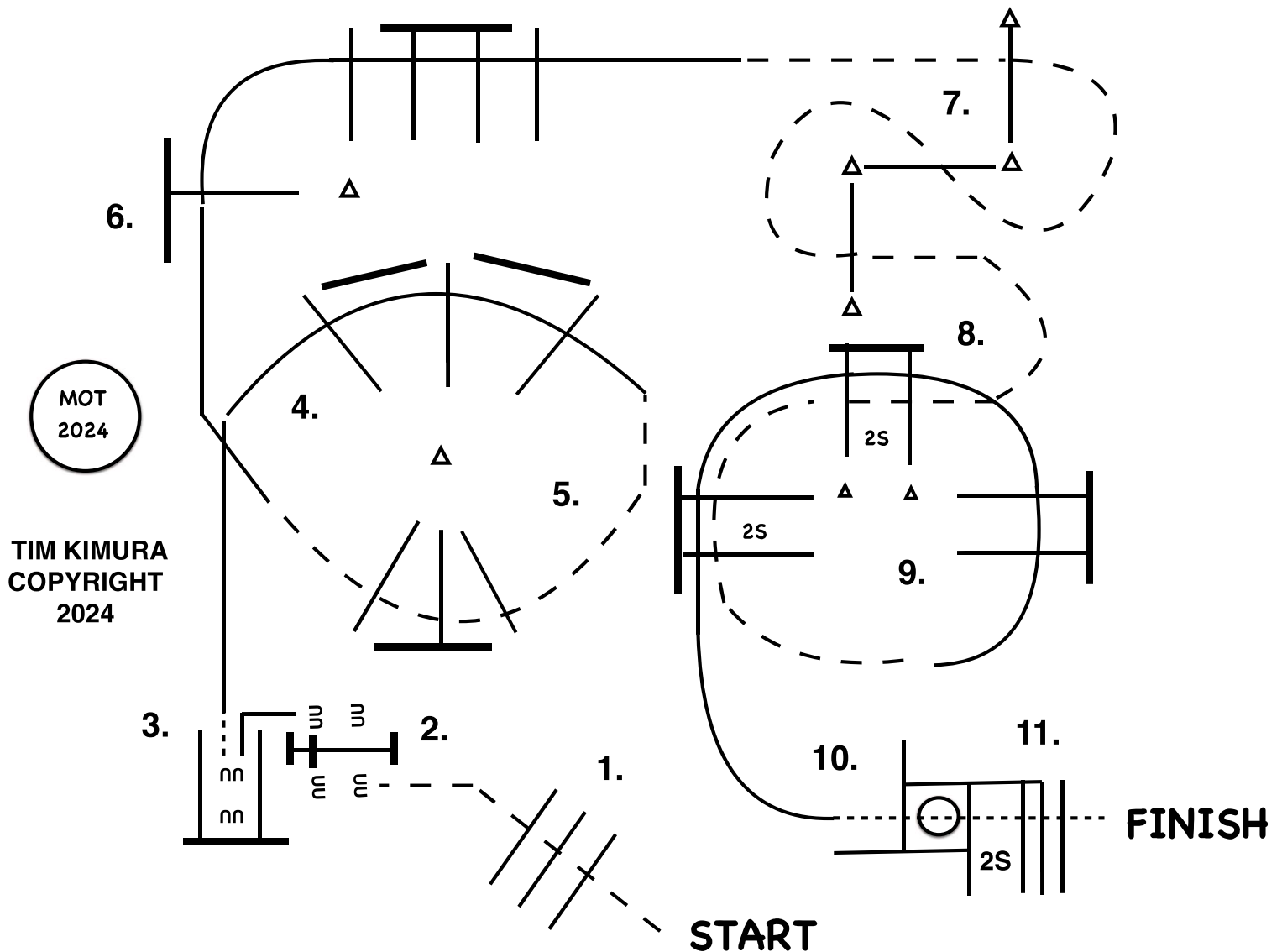
1. JOG OVER POLES, JOG UP TO GATE.
2. WORK GATE RIGHT HAND
3. BACK AROUND CORNER, BACK BETWEEN POLES.
4. WALK FORWARD, THEN JOG OVER POLES.
5. STOP OR BREAK TO THE WALK, WALK OVER POLES.
6. JOG OVER POLES.
7. JOG THROUGH SERPENTINE, JOG OVER POLES.
8. JOG OVER POLES.
9. STOP OR BREAK TO THE WALK, WALK INTO BOX, EXECUTE A 360 TURN EITHER WAY, WALK OUT BOX.
10. WALK OVER POLES.



**2024 LAS VEGAS  
SILVER DOLLAR  
CIRCUIT**

**L1 SENIOR HORSES  
SELECT (LEVEL 2 & 3)  
JUNIOR (LEVEL 2 & 3)**

**SUNDAY 2/25**

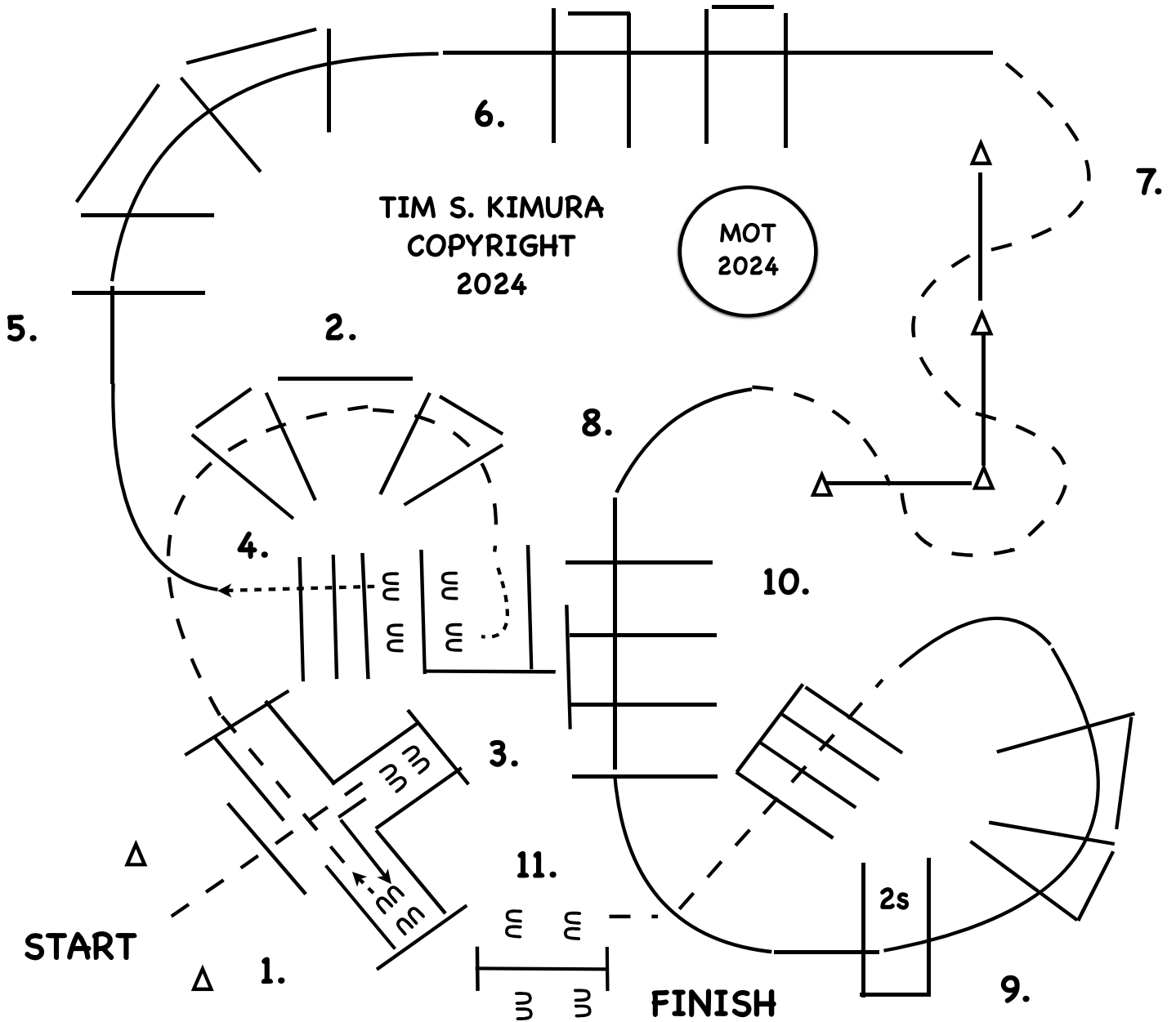


1. JOG OVER POLES, JOG UP TO GATE.
2. WORK GATE RIGHT HAND
3. BACK AROUND CORNER, BACK BETWEEN POLES.
4. WALK FORWARD, THEN LOPE OVER POLES (RIGHT LEAD).
5. BREAK TO THE JOG, JOG OVER POLES.
6. LOPE OVER POLES (RIGHT LEAD).
7. BREAK TO THE JOG, JOG THROUGH SERPENTINE, JOG OVER POLES.
8. JOG OVER POLES.
9. LOPE OVER POLES (LEFT LEAD).
10. STOP OR BREAK TO THE WALK, WALK INTO BOX, EXECUTE A 360 TURN EITHER WAY, WALK OUT BOX.
11. WALK OVER POLES.

**2024 LAS VEGAS  
SILVER DOLLAR  
CIRCUIT**

**YOUTH 13 & UNDER  
L1 SELECT & L1 AMATEUR  
L1 YOUTH & L1 JUNIOR**

**TUESDAY 2/27**

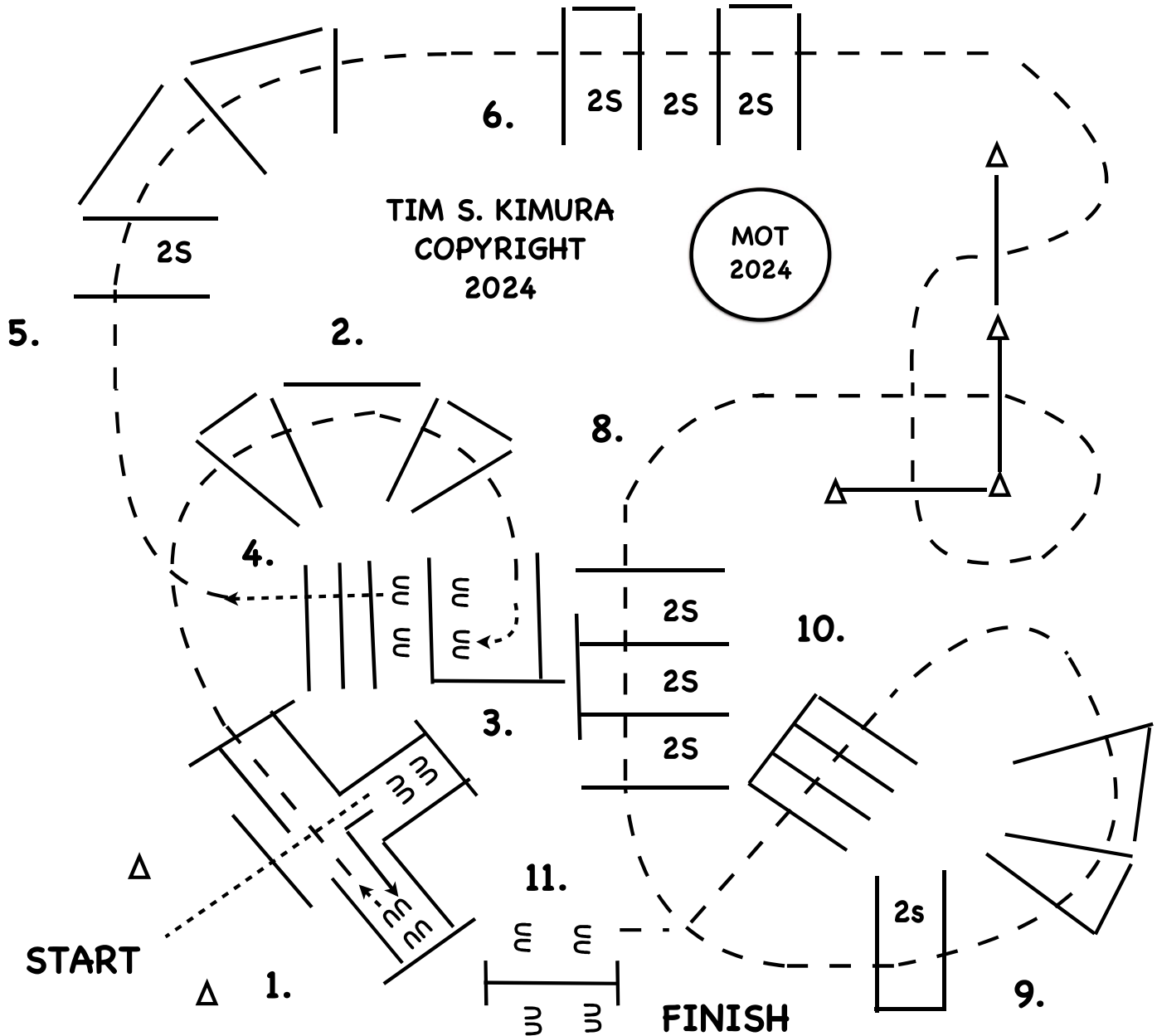


1. JOG OVER POLE, JOG INTO CHUTE .  
BACK BETWEEN POLES, JOG OUT.
2. JOG OVER POLES.
3. STOP OR BREAK TO THE WALK, WALK  
OVER POLE SIDE PASS RIGHT.
4. WALK OFF POLE AND WALK OVER POLES.
5. LOPE OVER POLES (RIGHT LEAD).
6. LOPE OVER POLES (RIGHT LEAD).
7. BREAK TO THE JOG, JOG THROUGH  
SERPENTINE, JOG OVER POLES.
8. LOPE OVER POLES (LEFT LEAD).
9. LOPE OVER POLES (LEFT LEAD).
10. BREAK TO THE JOG, JOG OVER POLES.
11. JOG TO GATE, WORK GATE LEFT HAND.

**2024 LAS VEGAS  
SILVER DOLLAR  
CIRCUIT**

**L1 YOUTH WALK TROT TRAIL  
L1 AMATEUR WALK TROT TRAIL**

**WEDNESDAY 2/28**

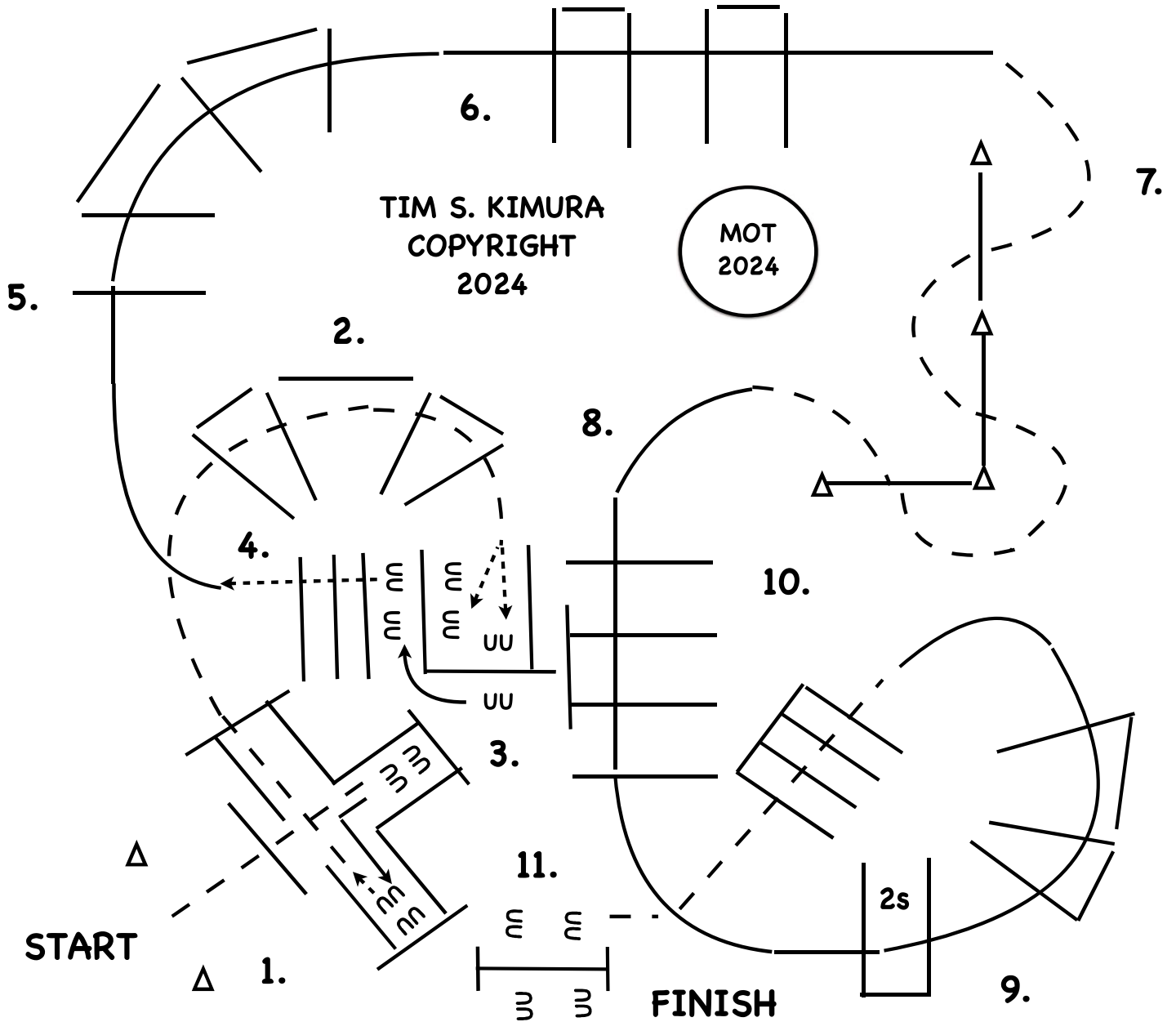


- |   |  |
|---|--|
| <ol style="list-style-type: none"> <li>1. WALK OVER POLE, WALK INTO CHUTE .<br/>BACK BETWEEN POLES, JOG OUT.</li> <li>2. JOG OVER POLES.</li> <li>3. STOP OR BREAK TO THE WALK, WALK<br/>OVER POLE SIDE PASS RIGHT.</li> <li>4. WALK OFF POLE AND WALK OVER POLES.</li> <li>5. JOG OVER POLES.</li> <li>6. JOG OVER POLES.</li> </ol> | <ol style="list-style-type: none"> <li>7. JOG THROUGH SERPENTINE,<br/>JOG OVER POLES.</li> <li>8. JOG OVER POLES.</li> <li>9. JOG OVER POLES.</li> <li>10. JOG OVER POLES.</li> <li>11. JOG TO GATE, WORK GATE LEFT HAND.</li> </ol> |
|---|--|

**2024 LAS VEGAS  
SILVER DOLLAR  
CIRCUIT**

**L1 SENIOR HORSES \*  
SELECT (LEVEL 2 & 3)  
JUNIOR (LEVEL 2 & 3)**

**WEDNESDAY 2/28**



1. JOG OVER POLE, JOG INTO CHUTE .  
BACK BETWEEN POLES, JOG OUT.
2. JOG OVER POLES.
3. STOP OR BREAK TO THE WALK, WALK  
OVER POLE SIDE PASS RIGHT (CORNER).  
\*L1 SR - JUST SIDE PASS STRAIGHT POLE!
4. WALK OFF POLES AND WALK OVER POLES.
5. LOPE OVER POLES (RIGHT LEAD).
6. LOPE OVER POLES (RIGHT LEAD)
7. BREAK TO THE JOG, JOG THROUGH  
SERPENTINE, JOG OVER POLES.
8. LOPE OVER POLES (LEFT LEAD).
9. LOPE OVER POLES (LEFT LEAD).
10. BREAK TO THE JOG, JOG OVER POLES.
11. JOG TO GATE, WORK GATE LEFT HAND.