

---

## THISTLE MITTS

*using Nurturing Fibres Supertwist sock from the Vintage Palette*





## THISTLE MITTS

Designed by Carle Dehning

If you make this project please share with us by using #thistlemitts

Instagram: @nurturingfibres

### MATERIALS:

Nurturing Fibres Supertwist sock (100% Merino, Fingering / 4 ply, 100 grams)

2 colours x 50g each

1 x 3.25mm Circular needle or DPNS

1 x 2.75mm Circular needle Or DPNS

1 x Blunt end tapestry needle

### CAST ON:

With Main colour using 3.25mm needles, cast on 45 sts. Join in the round, taking care to not twist.

### RIB:

Change to 2.75 mm needle and K2 p1 for 40 rows.

### HAND:

Follow increase row and pattern as per the chart taking care to knit one left hand and one right hand mitt. [See right for charts]

Once you complete row number 29 of the chart, slip the stitches for the thumb gusset on to a stitch holder. Continue with the chart while knitting in the round.

After completing the chart:

[K2tog, k3]Repeat to end [45 sts]

### RIB:

K2 p1 for 4 rows

Cast off loosely

### THUMB:

Put 17 sts for thumb on circular needle, pick up 4 stitches [21 sts]

K2P1 for 4 rows

Cast off loosely


For personal use only.  
All rights reserved by NURTURING FIBRES.  
[www.nurturingfibres.co.za](http://www.nurturingfibres.co.za)



Australian wholesale yarn distributor specialising in unique hand dyed yarns from South Africa

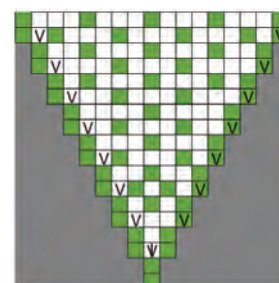

Jackie Hodson

Mobile 0412 588 725  
email [info@intambo.com.au](mailto:info@intambo.com.au)  
[www.intambo.com.au](http://www.intambo.com.au)



V knit front and back  
v knit front, back and front again

### LEFT HAND CHART



V knit front and back  
v knit front, back and front again

### RIGHT HAND CHART

