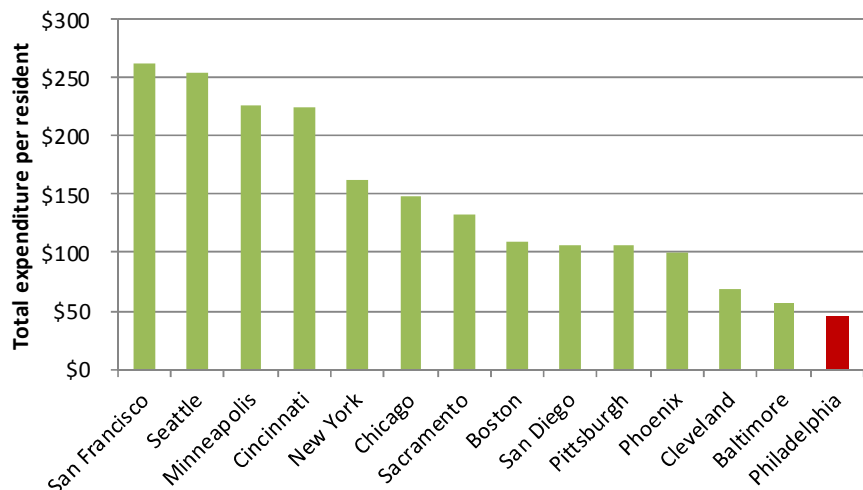
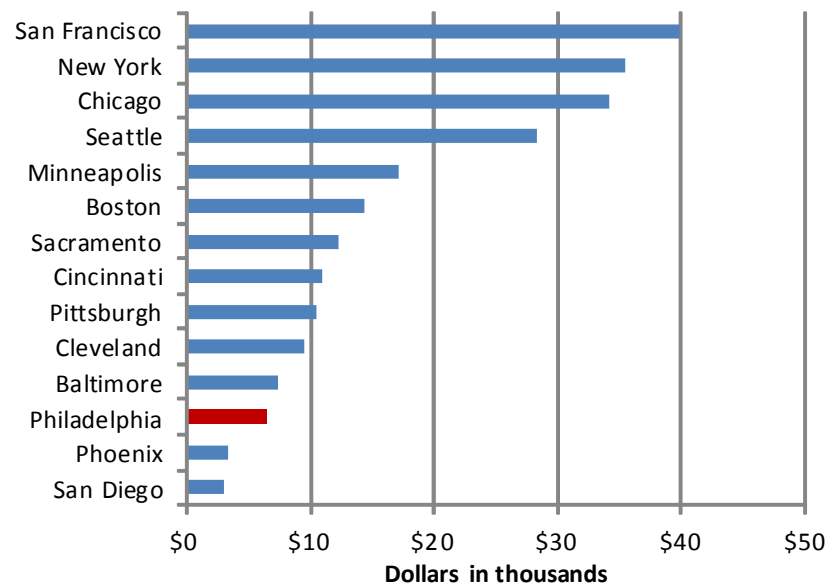


ParkFacts: Philadelphia Parks by the Numbers 2013

**Total Park and Recreation Expenditure* per Resident
Selected Cities FY 2011**



**Total Expenditure per Acre of Parkland
Selected Cities FY 2011**



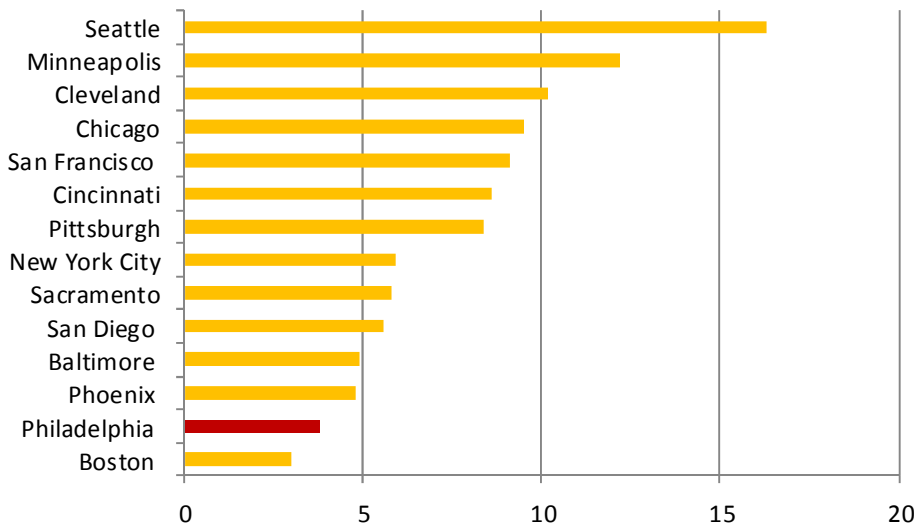
City	Population	Total Park Expenditure	Expenditure per Resident
San Francisco	815,358	\$214,527,359	\$263
Seattle	616,627	\$157,368,865	\$255
Minneapolis	385,378	\$87,416,955	\$227
Cincinnati	333,012	\$75,068,032	\$225
New York	8,391,881	\$1,357,902,998	\$162
Chicago	2,851,268	\$425,137,086	\$149
Sacramento	466,676	\$61,914,679	\$133
Boston	645,169	\$70,808,037	\$110
San Diego	1,306,300	\$138,408,677	\$106
Pittsburgh	310,037	\$32,760,777	\$106
Phoenix	1,593,659	\$159,305,265	\$100
Cleveland	431,369	\$29,560,809	\$69
Baltimore	637,418	\$36,002,153	\$56
Philadelphia	1,547,297	\$71,317,699	\$46

City	Total Park Acres	Total Expenditure per Acre
San Francisco	5,384	\$39,845
New York	38,201	\$35,546
Chicago	12,429	\$34,205
Seattle	5,546	\$28,375
Minneapolis	5,121	\$17,070
Boston	4,908	\$14,427
Sacramento	5,069	\$12,214
Cincinnati	6,820	\$11,007
Pittsburgh	3,122	\$10,493
Cleveland	3,130	\$9,444
Baltimore	4,905	\$7,339
Philadelphia	11,187	\$6,375
Phoenix	47,082	\$3,383
San Diego	46,909	\$2,950

*Total expenditure includes both operating and capital expenditure, but excludes stadiums, zoos, museums, and aquariums. If a city has more than one agency, expenditures are combined.

ParkFacts: Philadelphia Parks by the Numbers 2013

Non-Seasonal Employees per 10,000 Residents, by Major City Agency FY 2011



Employees per 10,000 residents

Agency	Population	Employees	Employees Per 10,000 Residents
Seattle Parks & Rec	616,627	1,005	16.3
Minneapolis Park & Rec Board	385,378	470	12.2
Cleveland Dept. of Parks, Rec & Properties	431,369	440	10.2
Chicago Park District	2,851,268	2,716	9.5
San Francisco Rec & Park Dept.	815,358	741	9.1
Cincinnati Rec Commission & Park Board	333,012	285	8.6
Pittsburgh Public Works	310,037	260	8.4
New York City Dept. of Parks & Rec	8,391,881	4,933	5.9
Sacramento Dept. of Parks & Rec	466,676	271	5.8
San Diego Park & Rec Dept.	1,306,300	736	5.6
Baltimore City Dept. of Rec & Parks	637,418	312	4.9
Phoenix Parks & Rec Dept.	1,593,659	757	4.8
Philadelphia Parks & Rec Dept.	1,547,297	584	3.8
Boston Parks & Rec Dept.	645,169	191	3

Source: Center for City Park Excellence, Trust for Public Land

Philadelphia Department of Parks & Rec (PPR) Staffing Trends

2011 Combined Staff: 633
 2012 Combined Staff: 609
 2013 Combined Staff: 609

Department of Recreation

2000 613 Employees
 2002 575 Employees
 2003 593 Employees
 2004 586 Employees
 2005 511 Employees
 2006 469 Employees
 2007 457 Employees
 2008 469 Employees
 2009 439 Employees

Fairmount Park Commission

1970 637 Employees
 1975 489 Employees
 1980 433 Employees
 1985 411 Employees
 1990 304 Employees
 1995 233 Employees
 2000 219 Employees
 2003 206 Employees
 2005 179 Employees
 2007 169 Employees
 2009 169 Employees

Fairmount Park Rangers

1971 525 Guard Police
 2005 16 Rangers
 2007 18 Rangers
 2009 18 Rangers

Source: PPR

Philadelphia Department of Parks & Rec (PPR) Profile FY 2013

- 405 Ball fields
- 465 Basketball Courts
- 138 Day Camps
- 1 Disc Golf Course
- 2 Environmental Centers
- 80 Friends Groups
- 6 Golf Courses
- 55 Gymsnasiums
- 242 Historic Structures
- 21 Hockey Courts
- 5 Ice Skating Rinks
- 30,377 Individual volunteers
- 1 Indoor Pools
- 10,150 Land Acres
- 220 Miles Recreational Trails
- 200 Neighborhood & Regional Parks
- 70 Outdoor pools
- 213 Outdoor Sculptures
- 140 Picnic Sites
- 254 Playgrounds
- 120 Rec Center Advisory Councils
- 156 Recreation Facilities
- 260 Sports Fields PPR
- 6 Spray Grounds
- 575 Structures
- 279 Tennis Courts
- 8 War Memorial Parks

VOLUNTEER NUMBERS

In 2012, volunteers worked 235,000 hours in Philadelphia's parks. At the estimated volunteer hour of \$22.14 established by the nonprofit organization Independent Sector, park constituents contributed over \$5.2 million in sweat equity. This does not include Recreation Center volunteers.

Source: PPR & Philadelphia Green