

NEOZINC
TECHNICAL DATA SHEET





Description and destination of the product

NeoZinc is a zinc rich one-pack polyurethane paint that reacts chemically with the air humidity. The adherence on sandblasted surfaces is excellent, the elasticity is higher than those of classic two-pack zinc rich paints. NeoZinc still hardens at low temperatures and high air humidity. The product is used as shop primer en as primer in high qualitative anticorrosion systems.

Remark: Maximum (dry) resistance of the NeoZinc paint film to temperatures:
 + 120 °C (permanent)
 + 140 °C (during maximum 15 minutes)
 Higher temperatures will cause a decomposition of the paint film (cracking)

Type of binder: Moisture curing, aromatic polyisocyanate prepolymers.
 Type of pigment: Zinc powder (92 (± 2) % weight in the dry paint film).
 Color: Grey

Technical Data

-  Density: 3.17 ± 0.05 g/cm³
-  Solids content: 89 (± 2%) in weight
61 (± 2 %) in volume
-  VOC: 342 g/L (not diluted)
< 490 g/L (10% diluted)
-  Indicative drying times (R.H. 75%) for 40 micron layer thickness:

	Dust free	Tack free	Dry	Full resistance
10°C	20 minutes	1 hour	5 hours	7 days
20°C	15 minutes	30 minutes	3 hours	4 days
30°C	10 minutes	15 minutes	1.5 hours	3 days



Theoretical yield: 15.2 m²/L for 40 microns layer thickness

The practical yield can be influenced by the roughness and porosity of the substrate, the applied layer thickness or the losses by airless application.

Surface preparation



All contaminations on the surface that could hamper the removal of corrosion must first be removed with appropriate means.



Surfaces that are polluted with grease or oil should be washed down with solvents, alkaline solutions or emulsifier.



Salts or other water dilutable contaminations should be removed with water and brush, under high pressure or jet.



After this cleaning, the steel surface must be blasted up to Sa 2.5



If a second layer NeoZinc is applied, the surface must first be degreased, cleaned and if necessary freed from rust with the appropriate means (see above). Possible white rust should be removed with a hard nylon brush and water.

Use

NeoZinc can be applied with brush, roller, pneumatic or airless gun.

	% Dillution	Thinner	Pressure (bar)	Nozzle
Brush	0 - 5%	Thinner 1	-	-
Roller	0 - 5%	Thinner 1	-	-
Pneumatic Gun	5 - 10%	Solvatane	3 - 4 bar	1.5 - 2.0 mm
Airless Gun	0 - 5%	Solvatane	120 - 150 bar	0.017" - 0.2"

At extreme temperatures, humidity circumstances or air stream, Thinner 1 is recommended for airless gun application. It is always recommended to brush corners, sharp edges, bolts or nuts before applying a flat coat.

Indicative recoatable times (R.H. 75 %) for 80 micron dry layer thickness :

	Minimum	Maximum
0°C	16 hours	1 week
5°C	10 hours	1 week
10°C	6 hours	1 week
20°C	4 hours	1 week
30°C	2 hours	3 days

The recommended layer thickness is 30 to 50 microns, depending on the system. Over-layer thickness (above 70 micron and depending on the surrounding circumstances) can lead to film defects.

Application conditions

NeoZinc can be applied at a relative humidity between 30 and 98 % (no condensation).

The air and surface temperature should be between 0°C (no ice) and +40°C. The temperature of the surface must be at least 3°C higher than dew point.

Storage stability

Minimum 2 years in the original, unopened packing between -20°C and +50°C in a dry environment. Keep the cans well closed in order to avoid polymerisation by air humidity.

Safety measure

For detailed information about safety measures, personal protection and transport data of this product, we refer to the safety data sheet. The last update of our technical data sheets is always available at our website: www.dutchdurablecoatings.com.

Disclaimer

The information given in this technical data sheet is only a general product description, based on our experiences and tests and therefore does not represent a specific practical case. Consequently Dutch Durable Coatings B.V. doesn't guarantee the functionality or result and takes no responsibility in this respect.

We advise our clients to test the applicability of the product to the nature and the state of the surfaces and to carry out the necessary representative tests in case of doubt. Please contact our R&D department as the occasion arises.

Attention: our clients should verify whether the present technical data sheet hasn't been replaced by a more recent version.