

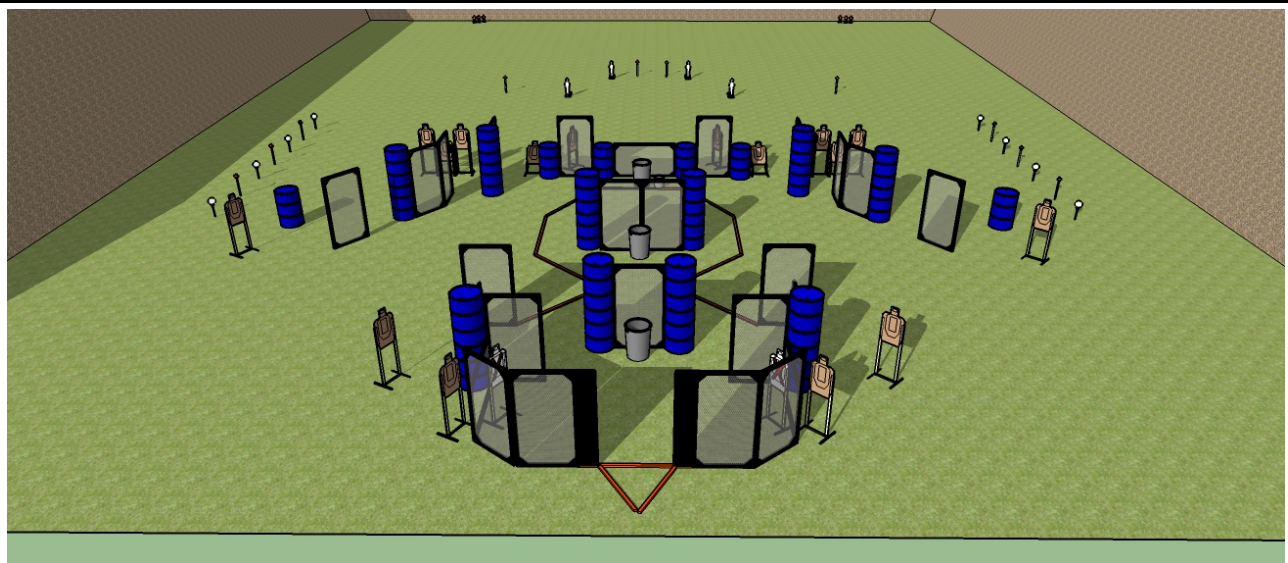
Stage 1: Octagon

RULES: Texas 3 Gun Championship **COURSE DESIGNER:** TX3G

START POSITION: Standing facing downrange in triangle start box, rifle held at port arms.

Gun Ready Condition: Pistol loaded and holstered. Shotgun loaded to division capacity, safety endgaged, staged in barrel of choice. Rifle loaded, safety engaged, held at port arms.

STAGE PROCEDURE	SCORING			
On start signal, engage orange rifle only targets from triangle start box only, then proceed into shooting area and enage targets as visible from within shooting area. Orange Steel- Rifle only from start triangle. White Steel- Pistol or Bird. Paper- Pistol, rifle, or slug. Clays- Bird Only.	SCORING: Per Texas 3 Gun Championship Rules			
	SCORED HITS: Per Texas 3 Gun Championship Rules			
	START-STOP: Audible - Last shot			
	PENALTIES: Per Texas 3 Gun Championship Rules			
	ROUND COUNT	Pistol	24	
	Rifle	18		
	Bird	18	Slug	0



DRAFT

Stage 2: Cagey

RULES: Texas 3 Gun Championship

COURSE DESIGNER: TX3G

START POSITION:

Heels on x's, Facing down range with hands relaxed at sides

**Gun Ready
Condition:**

Pistol loaded and holstered

STAGE PROCEDURE

On start signal engage targets from within shooting area. Steel must fall/react to score. Watch your 180!!!

SCORING

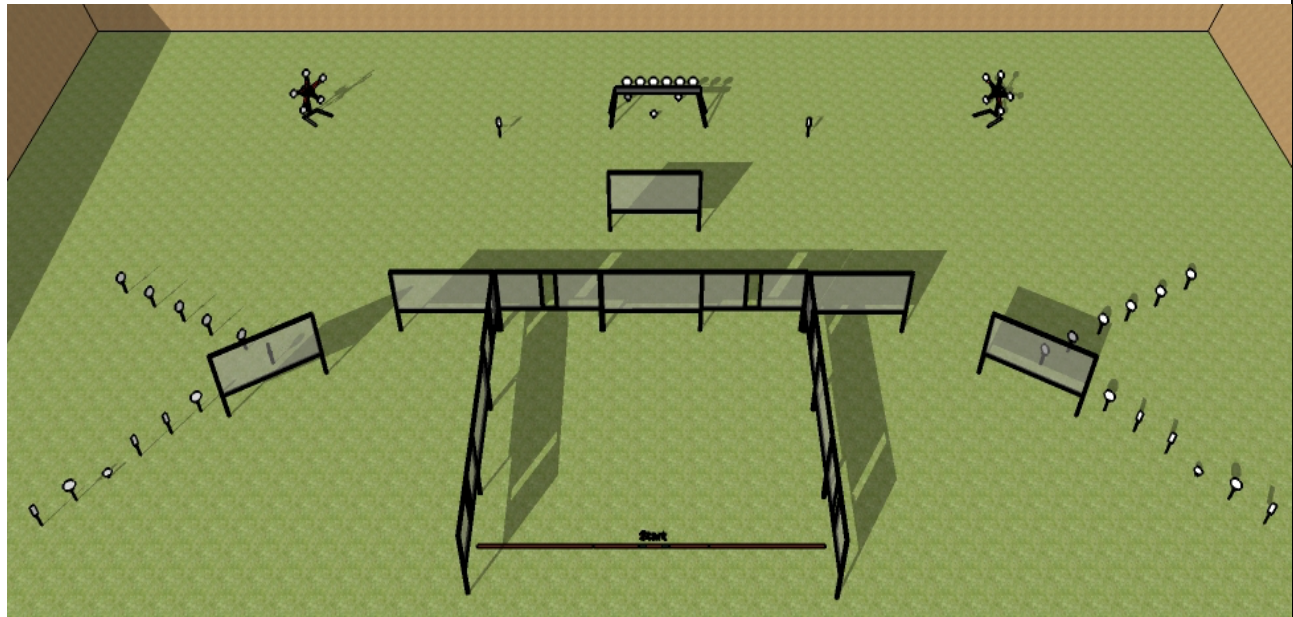
SCORING: Per Texas 3 Gun Championship Rules

SCORED HITS: Per Texas 3 Gun Championship Rules

START-STOP: Audible - Last shot

PENALTIES: Per Texas 3 Gun Championship Rules

ROUND COUNT	Pistol	45		
	Rifle	0		
	Bird	0	Slug	0

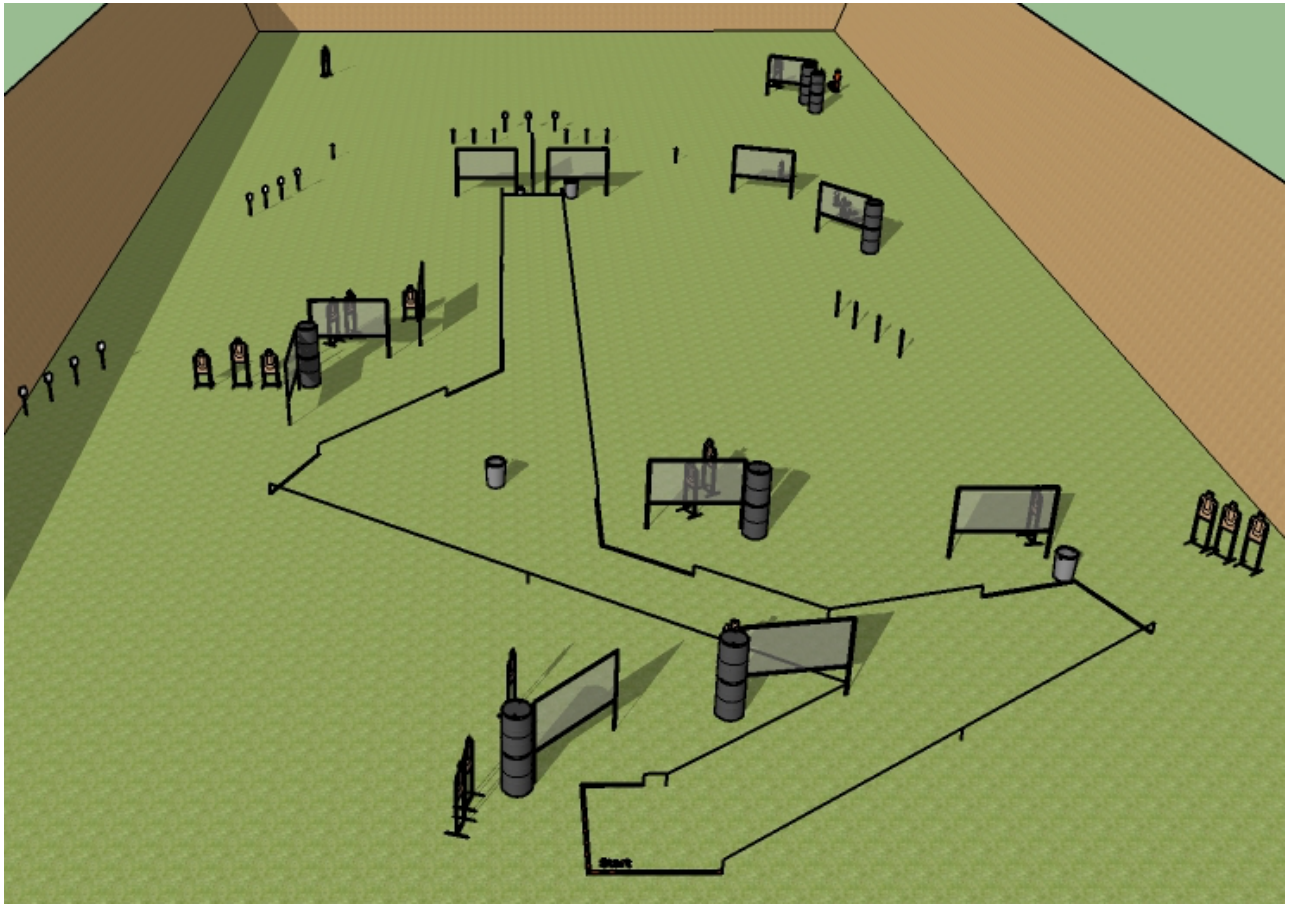


DRAFT

Stage 3: Rio Grande

RULES:	Texas 3 Gun Championship	COURSE DESIGNER:	TX3G
START POSITION:	Heels on x's, facing down range with rifle held at low ready.		
Gun Ready Condition:	Pistol, loaded and holstered. Rifle loaded , safety engaged, held at port arms. Shotgun loaded to division capacity, safety engaged, staged in a barrel of choice.		

STAGE PROCEDURE	SCORING			
On start signal engage targets from within shooting areas. Orange Steel is rifle only. White steel is bird or pistol. Paper is rifle, pistol, or slug.	SCORING: Per Texas 3 Gun Championship Rules			
	SCORED HITS: Per Texas 3 Gun Championship Rules			
	START-STOP: Audible - Last shot			
	PENALTIES: Per Texas 3 Gun Championship Rules			
	ROUND COUNT	Pistol	27	
	Rifle	22		
	Bird	12	Slug	0



DRAFT

Stage 4: The Alamo

RULES: Texas 3 Gun Championship

COURSE DESIGNER: TX3G

START POSITION: Standing on platform with rifle held at port arms.

Gun Ready Condition: Pistol, loaded and holstered. Rifle loaded held at port arms. Shotgun loaded to division capacity, safety engaged, and staged in designated shotgun barrel outside door of Alamo.

STAGE PROCEDURE

On start signal engage targets from within shooting area.

SCORING

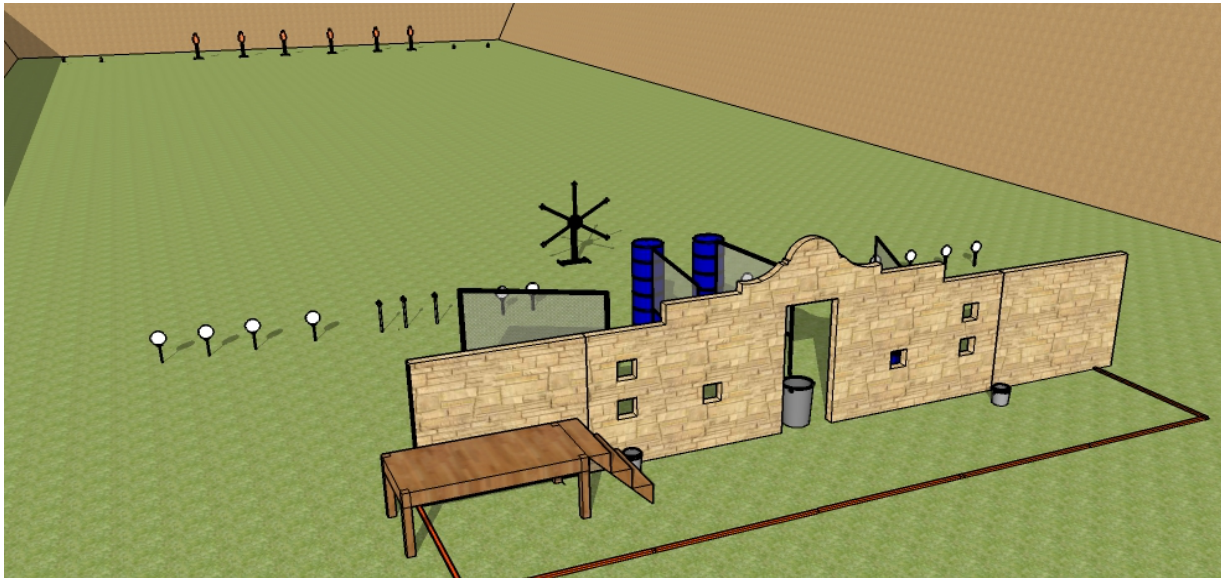
SCORING: Per Texas 3 Gun Championship Rules

SCORED HITS: Per Texas 3 Gun Championship Rules

START-STOP: Audible - Last shot

PENALTIES: Per Texas 3 Gun Championship Rules

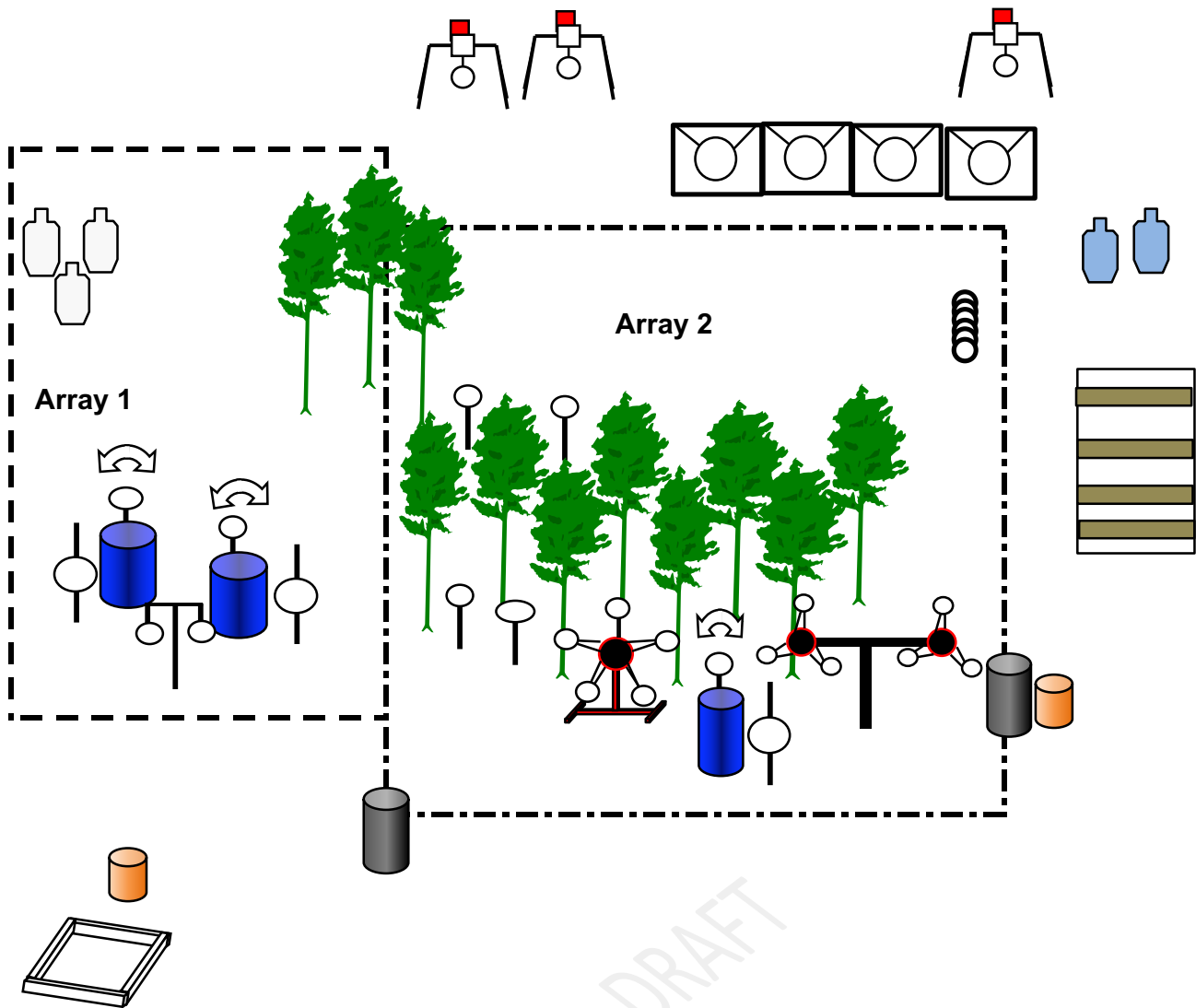
ROUND COUNT	Pistol	13		
	Rifle	10		
	Bird	12	Slug	0



DRAFT

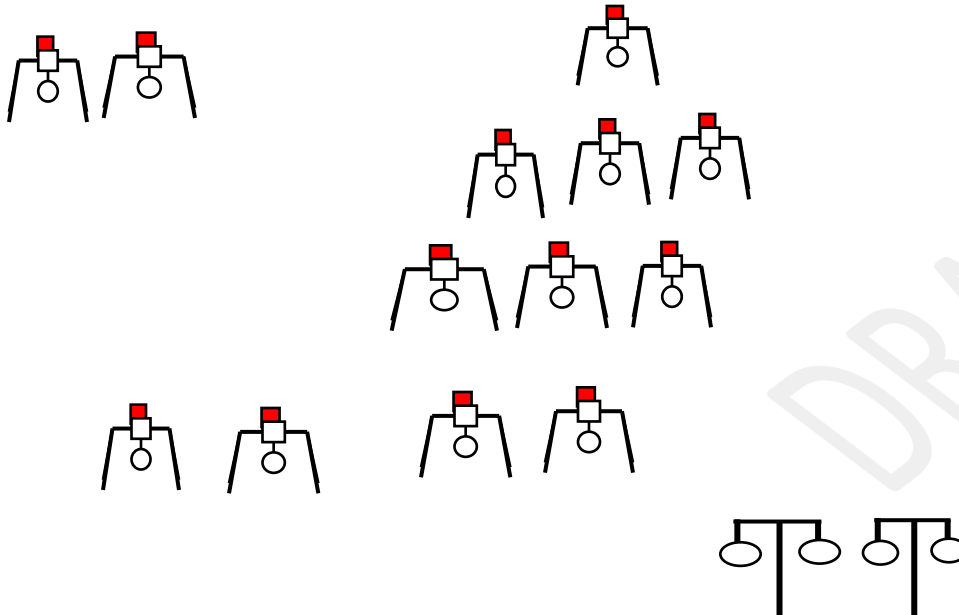
Stage 5: Red Stitch

RULES:	Texas 3 Gun Championship	COURSE DESIGNER:	TX3G
START POSITION:	Shooter standing in start box with hands at sides.		
Gun Ready Condition:	Pistol Loaded and Holstered, Shotgun loaded to division capacities, on safe, staged in barrel. Rifle Slung unloaded, bolt forward, safety engaged		
STAGE PROCEDURE		SCORING	
On start signal, engage targets from within shooting area. Activators must be shot before engaging moving targets. Array 1 must be shot from start box with pistol. Array 2 must be shot with shotgun. All rifle shots must be done with shooter on A-frame, no part of shooters body can touch the ground. Blue C-zones are 1 slug or 2 pistol on each target to score.		SCORING: Per Texas 3 Gun Championship Rules	
		SCORED HITS: Per Texas 3 Gun Championship Rules	
		START-STOP: Audible - Last shot	
		PENALTIES: Per Texas 3 Gun Championship Rules	
ROUND COUNT		Pistol	9
		Rifle	7
		Bird	23
		Slug	2



Stage 6: Long Range

RULES:	Texas 3 Gun Championship	COURSE DESIGNER: TX3G																		
START POSITION:	Shooter standing on tower platform facing down range with back touching back rail of the platform on the X mark.																			
Gun Ready Condition:	Rifle loaded and on safe, held at port arms.																			
STAGE PROCEDURE		SCORING																		
On start signal, engage targets from top of platform. Targets are from 100 to 500 yards.		SCORING: Per Texas 3 Gun Championship Rules SCORED HITS: Per Texas 3 Gun Championship Rules START-STOP: Audible - Last shot PENALTIES: Per Texas 3 Gun Championship Rules ROUND COUNT <table><tr><td>Pistol</td><td>0</td><td></td><td></td><td></td></tr><tr><td>Rifle</td><td>17</td><td></td><td></td><td></td></tr><tr><td>Bird</td><td>0</td><td>Slug</td><td>0</td><td></td></tr></table>				Pistol	0				Rifle	17				Bird	0	Slug	0	
Pistol	0																			
Rifle	17																			
Bird	0	Slug	0																	



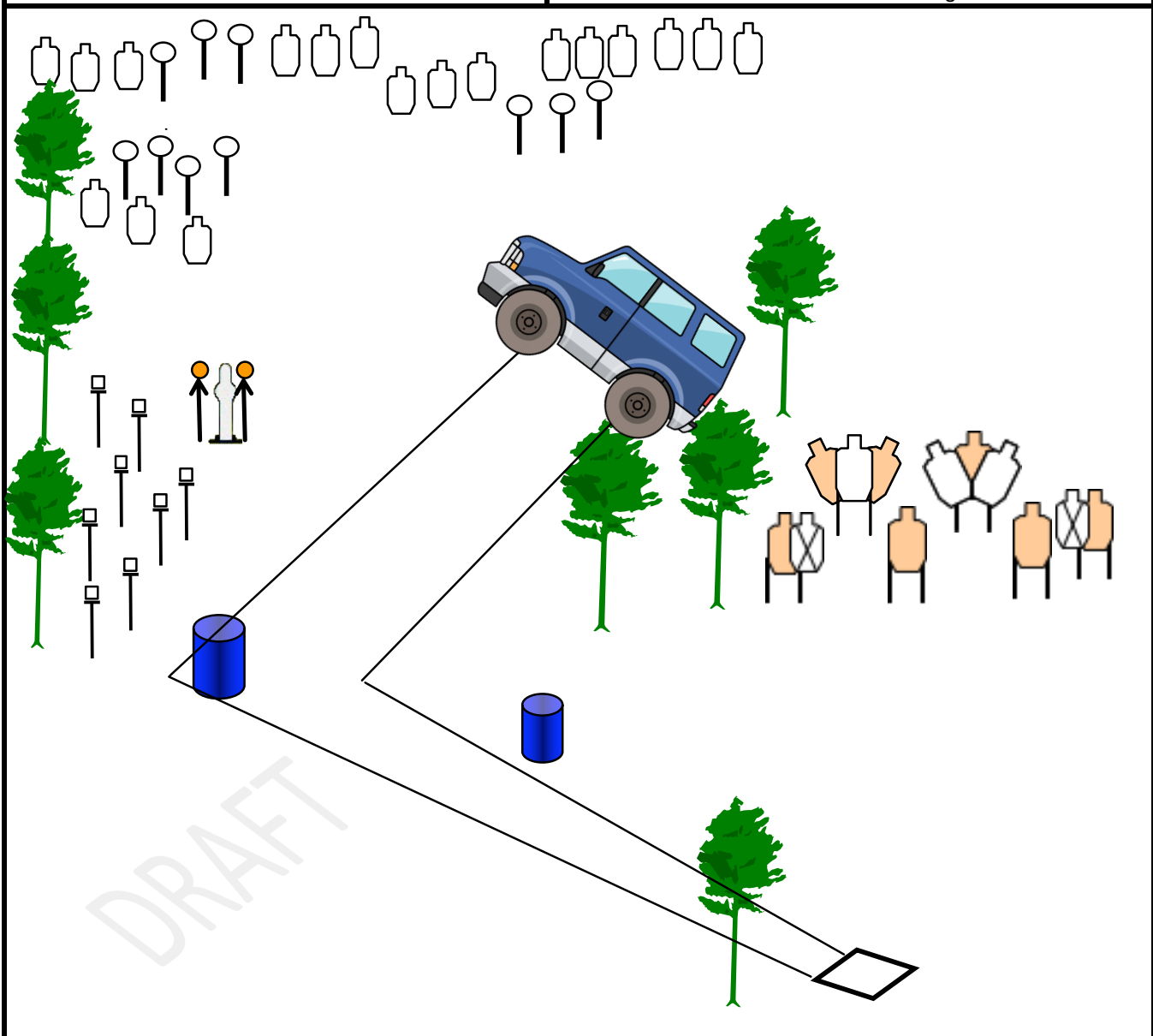
Stage 7: Get to the Truck

RULES: Texas 3 Gun Championship **COURSE DESIGNER:** TX3G

START POSITION: Shooter standing in start box with hands relaxed at sides.

Gun Ready Condition: Pistol loaded and holstered. Shotgun loaded to division capacity staged in barrel. Rifle slung unloaded, bolt forward, safety engaged.

STAGE PROCEDURE	SCORING								
On start signal, engage paper targets with pistol. Safely abandon pistol and retrieve shotgun. Engage shotgun targets and safely abandon shotgun in barrel. Proceed to passenger seat of the truck, unsling and load rifle, and engage rifle targets through the front windshield frame of truck only. No part of the shooters body can touch the ground, you must be seated in the truck. Do not charge your rifle until you are seated in truck and rifle is through the front windshield frame. Violation of truck procedures will result in shooter being stopped and receiving a Stage DQ. Pistol re-holster not allowed.	<p>SCORING: Per Texas 3 Gun Championship Rules</p> <p>SCORED HITS: Per Texas 3 Gun Championship Rules</p> <p>START-STOP: Audible - Last shot</p> <p>PENALTIES: Per Texas 3 Gun Championship Rules</p> <p>ROUND COUNT</p> <table> <tr> <td>Pistol</td><td>14</td></tr> <tr> <td>Rifle</td><td>28</td></tr> <tr> <td>Bird</td><td>11</td></tr> <tr> <td>Slug</td><td>0</td></tr> </table>	Pistol	14	Rifle	28	Bird	11	Slug	0
Pistol	14								
Rifle	28								
Bird	11								
Slug	0								



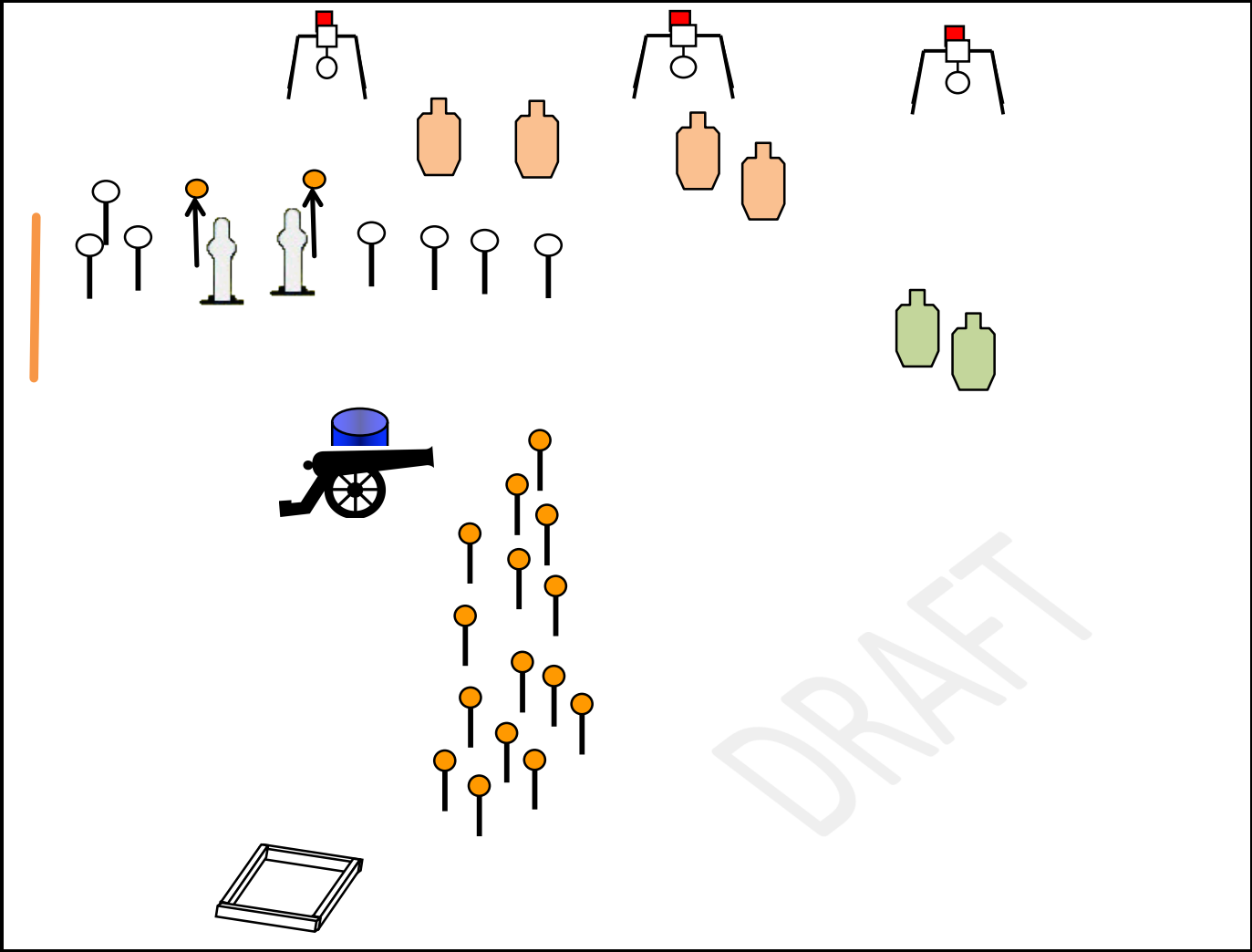
Stage 8: Aggie Hill

RULES: Texas 3 Gun Championship **COURSE DESIGNER:** TX3G

START POSITION: Shooter standing in start box with shotgun loaded to division capacity and held at Port Arms.

Gun Ready Condition: Shotgun loaded to division capacity, safety engaged. Rifle loaded, safety engaged and staged in barrel.

STAGE PROCEDURE	SCORING								
On start signal, shoot 2 green slug targets from within the start box only. Engage the clay targets from within the shooting area. Abandon a safe shotgun, retrieve rifle, and engage 7 rifle targets from within the shooting area. Be aware of the Prohited Muzzle Safe Direction marked with an orange stick (rule 2.5.7 & 2.5.11). Muzzle cannot break plane at any time.	SCORING: Per Texas 3 Gun Championship Rules SCORED HITS: Per Texas 3 Gun Championship Rules START-STOP: Audible - Last shot PENALTIES: Per Texas 3 Gun Championship Rules ROUND COUNT <table><tr><td>Pistol</td><td>0</td></tr><tr><td>Rifle</td><td>7</td></tr><tr><td>Bird</td><td>26</td></tr><tr><td>Slug</td><td>2</td></tr></table>	Pistol	0	Rifle	7	Bird	26	Slug	2
Pistol	0								
Rifle	7								
Bird	26								
Slug	2								



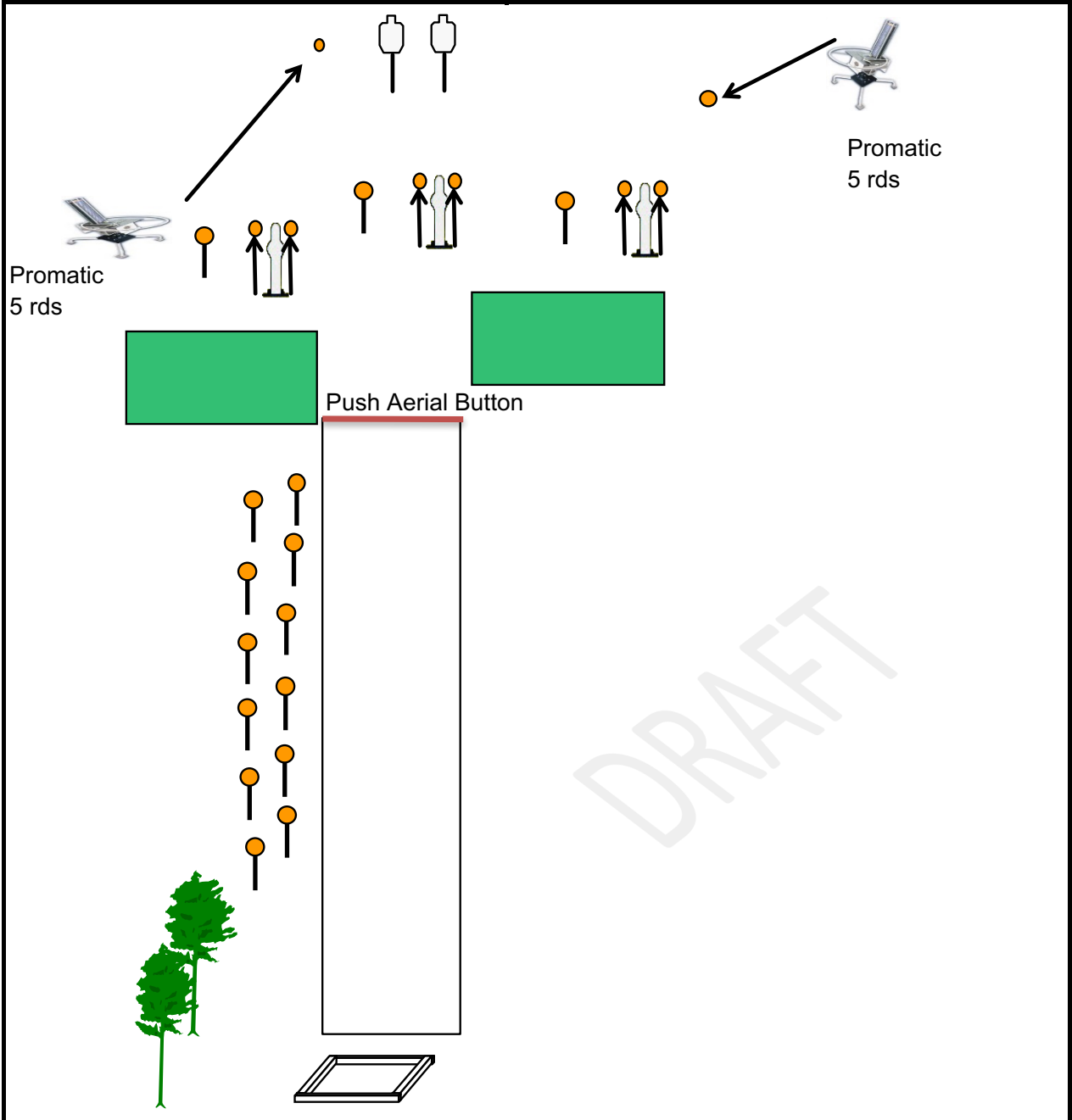
Stage 9: Aerial Flashback

RULES: Texas 3 Gun Championship **COURSE DESIGNER:** TX3G

START POSITION: Shooter standing in start box with shotgun held at low ready

Gun Ready Condition: Shotgun loaded to division capacity with safety engaged.

STAGE PROCEDURE	SCORING								
On Start Signal, engage 2 Full IPSC Steel targets with 1 slug each from start box only, proceed into the shooting area and engage targets as they become visible. Once the shooter reaches the aerial array activator button, they will push the button to activate the automatic aerial 10 flying clay array.	<p>SCORING: Per Texas 3 Gun Championship Rules</p> <p>SCORED HITS: Per Texas 3 Gun Championship Rules</p> <p>START-STOP: Audible - Last shot</p> <p>PENALTIES: Per Texas 3 Gun Championship Rules</p> <p>ROUND COUNT</p> <table> <tr> <td>Pistol</td><td>0</td></tr> <tr> <td>Rifle</td><td>0</td></tr> <tr> <td>Bird</td><td>34</td></tr> <tr> <td>Slug</td><td>2</td></tr> </table>	Pistol	0	Rifle	0	Bird	34	Slug	2
Pistol	0								
Rifle	0								
Bird	34								
Slug	2								



Stage 10: Copperhead Creek

RULES: Texas 3 Gun Championship **COURSE DESIGNER:** TX3G

START POSITION: Shooter seated on roof top with rifle muzzle touching white dot. No part of body may touch the ground.

Gun Ready Condition: Rifle loaded on safe held per start position. Pistol unloaded, holstered. Shotgun loaded to division capacity staged in barrel.

STAGE PROCEDURE	SCORING			
On the start signal, engage 3 Flash targets, 2 18"x24" steel plates, plate rack, and mini paper with rifle. Safely abandon rifle and engage full size paper with pistol only, plate rack is pistol optional if any plates are still standing. Safely abandon pistol and retrieve shotgun and engage clay targets with bird shot and reengage 2 18"x24" steel plates with 1 slug each.	SCORING: Per Texas 3 Gun Championship Rules			
	SCORED HITS: Per Texas 3 Gun Championship Rules			
	START-STOP: Audible - Last shot			
	PENALTIES: Per Texas 3 Gun Championship Rules			
	ROUND COUNT	Pistol	22	
	Rifle	25		
	Bird	9	Slug	2

