



Activity Kit



ERASER

By Anna Kang

Illustrated by
Christopher
Weyant



ERASER IS ALWAYS CLEANING UP everyone else's mistakes. Except for Ruler and Pencil Sharpener, none of the other school supplies seem to appreciate her. They all love how sharp Pencil is and how Tape and Glue help everyone stick together. Instead of taking things away, Eraser wants to create something new—until she learns that her gift of offering second chances may be the most important one of all.

In *Eraser*, Anna Kang and Christopher Weyant, the team behind Theodor Seuss Geisel award winner *You Are (Not) Small*, have created a desktop drama about figuring out your strengths, finding happiness, and the value of second, third, and maybe even fourth chances.

Writer's Workshop

TOOLS NEEDED:

- A sharpened pencil
- A good eraser

INSTRUCTIONS:

1. Read the writing prompts below and think about them for a few minutes. Which inspires you to create a story? If none of these prompts resonate with you, come up with your own story idea.
2. Write a draft of your story on the pages that follow. Trade stories with a partner and take turns helping each other figure out ways to improve your stories. With your eraser in hand, revise your story and make it better.
3. Trade your revised stories with your partner and repeat the process. Any new tips for improving your story? If so, grab that trusty eraser and revise again. Read your new story and revise yet again, if needed.
4. When you've reached the point where you're happy with your story, share it with your classmates or family.


WRITING PROMPTS:

- What do dogs dream about?
- A hungry boy or girl enters a pie-eating contest.
- Your best friend moves to another country.
- Two peas in a pod
- A monkey escapes from the zoo.
- The tooth fairy wants to change jobs.
- A scarecrow
- A chocolate chip cookie, fresh out of the oven
- Mistakes make us great.
- Sidewalk chalk



WRITING TIPS:


- Be descriptive.
- What problem does your character need to solve? What obstacle does he/she need to overcome?
- Make sure your story has a beginning, a middle, and an end.




WRITE YOUR STORY!

Writer's Workshop Story

Looking good!




We love your work.




Continue your story here. Make multiple copies as needed.

Ooooh, nice!



Excellent!




My Story Ideas

Writers get ideas for stories all the time—on the playground, while eating dinner, even in their dreams! Make this notebook and keep it handy, so you'll always have a place to jot down story ideas. Cut out the rectangles below and stack the pages with the cover on top. Staple along the center line to bind into a mini notebook.

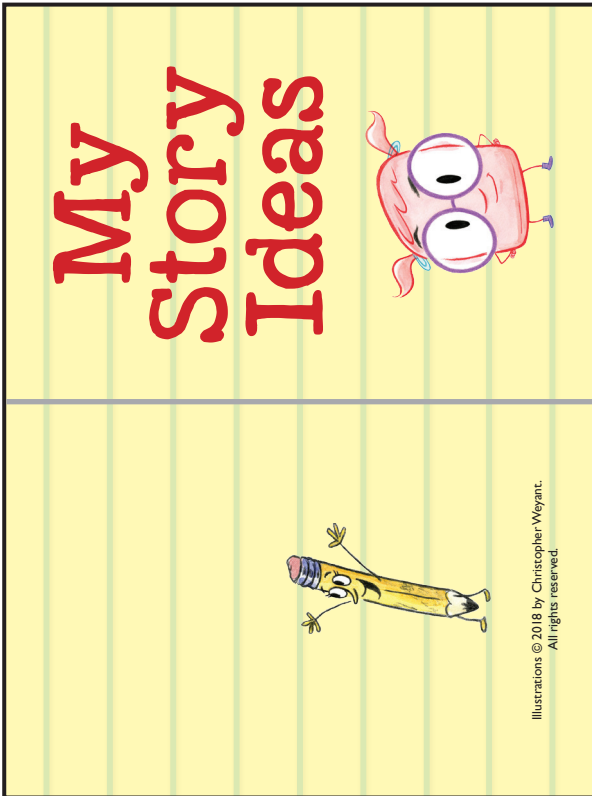
1



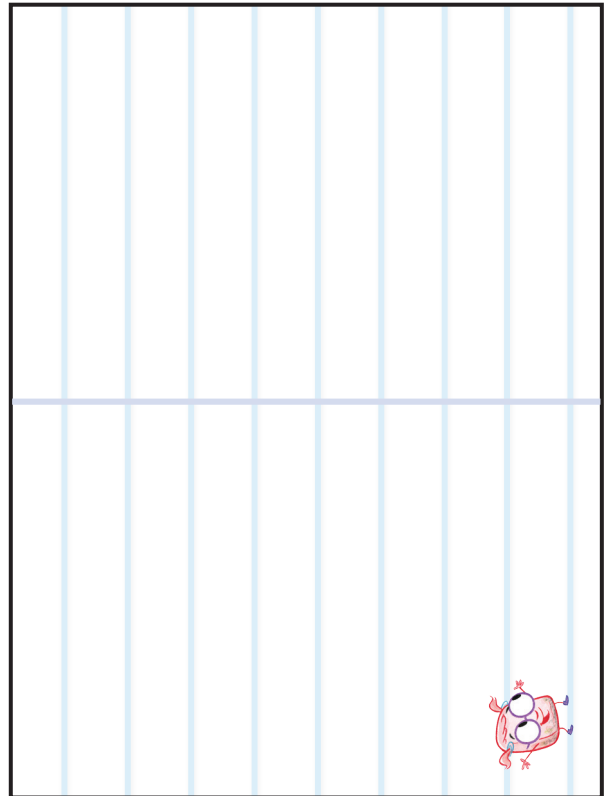
3



Cover



2





Creative Drawing

What do the lines and squiggles below inspire you to draw? Use a pencil and your imagination to transform them into something else. Remember, mistakes make us great! If you change your mind about something, just erase and draw again!



School Supplies Pals

Turn your pencil, eraser, ruler, glue, crayons, and markers into friends by cutting out the pals below and taping or gluing them to your own school supplies.

