



Arkansas Quilters Guild Newsletter

Visit our web site at: www.arkansasquiltersguild.com

Number 409

July 2015

Arkansas Quilters Guild, Inc.
P. O. Box 2258
North Little Rock, AR 72115

President – Donna Toombs, 766-0900,
toombspark@aol.com
1st VP/Membership – Debbie Spinks
2nd VP – Alina Polta
Secretary – Sally Burrup
Treasurer – Kim Lotz

AWOL Retreat – Open
Challenges – Melissa Landreth,
Community Service – Nola Ballinger
Demos/Vendors – Open
Fund Raising – Latitia Nichols
Hostess – Kathy Jones; Sharon Weinsinger
NQA Liaison – Lavern Schaap
Newsletter – Jackie Bibbs, 851-4749,
jbibbs@yahoo.com; Mary Anne
Burluson; Pamela Hall
Newsletter Ads/PR – Eddie Landreth
Programs to June 2015 – Liz Ketcherside
Program Notes – Jan Partain, Lavern
Schaap, Bo Mittelstadt
Property – Shelia Simpson
Quilt Arkansas 2015 – Alina Polta
2015 Quilt Show/Exhibit – Judy Young;
Mary Jane Beard, 758-3637
Sunshine Chair – Judy Young
Webmaster – Tien Nguyen:
webmaster@arkansasquiltersguild.com

(area code 501 unless otherwise stated)

FYI - AQG MEMBERS

If you have a quilting business/blog, etc. – a one-line link to a website/blog/phone #, etc., can be listed on the sponsor's page under "our member links."



Mission Statement – *The purpose of the Arkansas Quilters Guild is to promote the appreciation of the rich heritage of the art of quilting and to enhance each member's own quilting skills and knowledge. It shall also be the purpose of this organization to expand and to enrich the art of quilting for future generations and preserve the existing quilts.*

GREETINGS!

I hope you are all doing well! It looks like summer is here, heat-wise, anyway. If you missed our last meeting, you missed an informative presentation about getting your quilt tops ready for quilting. Eddie Landreth, Leah Sample, and Alina Polta gave us some do's and don'ts about getting our tops ready for quilting. I think I learn something every time someone shares a program! I have several tops that I need to complete and get ready for quilting now.

Speaking of quilting tops, my six year old granddaughter has been helping me with my quilts. It is such a joy to share this activity with her. She loves everything that she sees in my sewing room, everything I do. You know, sometimes it just takes a little encouragement from those around us to inspire us to complete a project, or to put together a donation quilt. But in my case, my granddaughter can get me side-tracked to working on her projects, and how I love it, we do have fun. When you see the smiles and the snuggling into the fabric, it just feels right.

Well, the 46th Annual National Quilt Association Show is just around the corner. I had the opportunity to volunteer during the set-up. I can hint to you that the show has something for everyone! I am learning about the behind the scenes activities of a quilt show, and it is very fascinating. It is such an invigorating thing to see so many quilters and quilt-lovers converging on Little Rock and putting on a national show. I am very much enjoying the process. I have been inspired to get working on some of my pieces, and we haven't even seen what the vendors will bring yet! I hope you will all be able to come down for some time at the show.

(continued on page 2)

PLEASE WEAR YOUR NAMETAG TO THE MEETINGS!
REMEMBER: NO NAMETAG – NO DOOR PRIZE!

AQG Board Meeting: Thursday, July 9, 2015, 6 p.m., The Doctors Building, 500 South University, Little Rock, AR 72205. 8th Floor Conference Room.
AQG Meeting: Monday, July 13, 2015, 6:30 p.m., North Little Rock Community Center, 2700 Willow, North Little Rock, Arkansas.

PRESIDENT

(continued from page 1)

Our next meeting will be our quilt guild yard sale. It is an opportunity to “sell” items that you don’t need or want, or buy something that you just can’t live without. Of course, I generally am more inclined to bring more home than I want to get rid of. One of these days my family will probably need to have some kind of “intervention” for my “fabric and things” addiction!

And of course, you can bring your Show and Tell and let us see how your summer is going.

Until next time, happy stitches!
Donna Toombs

PREPARING YOUR QUILT FOR LONGARM QUILTING

Now tell me again why anyone would actually want to drive themselves crazy? We saw three of those folks at the June meeting. It’s hard enough for us to deal with our own booboos, but imagine contending with other peoples’ every day!

Our fellow AQG members/dear friends/longarmers Eddie Landreth, Alina Polta and Leah Sample shared many valuable tips about how we should prepare our quilts before we turn them over to be quilted, tips that should head off disappointment, grief – and rework!

- * Clip the threads on the back of the quilt.
- * Make sure the seams are sewn closed, with a 2 or even a 1.5 stitch length and ¼” seam. (Oh, my poor seam ripper!)
- * Fold the quilt right side out, so the seams are inside and protected.
- * Stabilize the edges with a 1/8” stay stitch if there’s no border.
- * Measure the borders to fit the quilt top. Measure in three places and use the average for the border piece. If there’s a ½” difference in the measurements, you need to take up some seams.
- * Don’t embellish until after the quilting’s done.
- * Don’t layer or baste as you would for a domestic sewing machine; on a longarm machine, each layer has its own roller.
- * If your backing is a directional fabric, pay attention to the way you piece it so everything’s going the same way.
- * Press your seams; if there are lips (big places where the seams aren’t pressed well), the machine will skip. The sensor stops and the machine must be turned off and reset.
- * If your design includes flanges, discuss with the longarm if you want them to be loose.

UPCOMING PROGRAMS

August – ? The Container Store

September – French Seam/Karen French

October – Quilt Arkansas guest teacher, Lola Jenkins

November – Open

December – Auction/Party


- * For dark quilts, use black batting; for those with equal amounts of dark and light, use dark natural batting. Use white, not cream batting, for white quilts.
- * Use quality batting; it’s usually cheaper to use the one provided by the longarm.
- * If you have to piece the backing and/or batting, stitch them side to side for more stability. If they’re seamed vertically, there’s too much tension. It’s good to use 108” backing if possible.
- * Square up both the top and back, a must before the quilt can be loaded.
- * It’s almost impossible to line up a reversible quilt perfectly. And it’s difficult to ensure a center design on the back will actually be in the exact center.
- * Cut off the selvages on the back.
- * Press seams open on the back – but don’t use open seams on the top.
- * The back should be 5”-6” larger than the top all the way around – at least 3”-4” – because the red snappers used to clamp it down use up 2”. There must be enough on the sides so the tension is right. Also, the extra fabric on the sides is where the longarmers test the tension.
- * If you must skimp, do so on the sides and not the length. But don’t skimp!
- * Use quality backing – no flimsy fabric and no sheets, because they draw different tensions.
- * Match the thread on the top and bottom; if there’s a strong contrast, it will show through.
- * Be careful with variegated thread since some portions may not be seen if they’re stitched onto the same color.
- * A contrasting thread can be used as part of the design.
- * Designs can be all over, either densely or loosely stitched, or custom-stitched, which is the most expensive.

We all learned valuable lessons, such as those big machines aren’t invincible; they can hiccup and have to be restarted and their needles can break. And although the longarmers are real artists, not to mention, patient troopers, they can’t always guarantee that they can “quilt it out.”

Resolved to be a better customer,
Jan Partain, Program Scribe



NATIONAL QUILTING ASSOCIATION NEWS



I'm writing this newsletter article on June 14 after just finishing my second day of working at the NQA show set-up. I cannot believe the creativity of these quilts! Yesterday we unboxed the quilts. It was like Christmas all day with a surprise in every box.

Today was photography day. Tim Sitler, a Little Rock photographer, set a record for finishing the photos for an NQA show. Getting a wide shot and a close-up of every quilt usually takes a day and a half to two days. With the help of many AQQ people and others, we finished in only one day. We were a speedy, well-oiled machine – And, ask Leah Sample how she liked sitting on a ladder for half the day.

You are going to “Ooooh and Aaaahhh your way through the whole show.

Please consider volunteering to help, too. We still need:

- Tuesday – Hanging Quilts
- Thursday – Admissions, White Glove
- Friday – Admissions, White Glove
- Saturday – Admissions, White Glove

If you will volunteer to white glove, then you can look at the backs up close. I promise, some of the backs are prettier than the tops.

I know some of you won't be reading this article until after the show is over (June 20). If that is you, just read as “A VERY good time was had by all and their pocketbooks are empty but the quilt studios are FULL.”

Lavern Schaap
AQQ-NQA Liaison

BUTTERED PECANS

At the June AQQ meeting, those that attended the Ice Cream Social at Scott in May complimented Jackie Bibbs on the delicious Buttered Pecan Topping. A similar recipe is in our AQQ cookbook, *Quilters Cook Too*, on pg. 155.

See other recipes for pecans: Pecan Snack, Jim's Cinnamon Roasted Pecans, French Pecans, Orange Pecans, Praline Pecan Crunch – starting on pg. 155.

And, for another sweet version: Chocolate Pecans on pg. 148.

Lavern

JULY BIRTHDAYS

Joan Beard	July 9
Patsy Ray	July 9
Angie Heifner	July 11
Paula Watkins	July 11
Shellie Blake	July 17
Susi Olson	July 17
Debra Gordon	July 19
Kathy Jones	July 21
Lynda Morgan	July 21
Jim Gatling	July 22
Barbara Middleton	July 28

The Stitching Circle – Plantation Agriculture Museum

The Plantation Agriculture Museum State Park would like to invite you and your friends to The Stitching Circle on Saturday, June 27th. This event will run from June through September. It will be held at the museum every fourth Saturday afternoon of each month, from 1-3 p.m. <http://www.arkansasstateparks.com/plantationagriculturemuseum/>.

Welcome New Member

Catherine Arthur

Join us for

QuiltWEEK[®]

Chattanooga, Tennessee

Some of the many reasons you should attend QuiltWeek:

1. Experience beautiful quilts in the AQS Chattanooga quilt contest!
2. Attend amazing classes with quilting celebrities like Charlotte Angotti, Linda M. Poole, and Judy Woodworth.
3. Shop for the latest in fabulous fabrics, machines, notions, and tools!
4. Explore stunning exhibits like SAQA™ *Wide Horizons IV* and *The WICKED™ Cherrywood Challenge!*

You'll never look at quilting the same way again!

QuiltWEEK[®]

Chattanooga Convention Center
1150 Carter Street, Chattanooga, TN

September 16–19, 2015

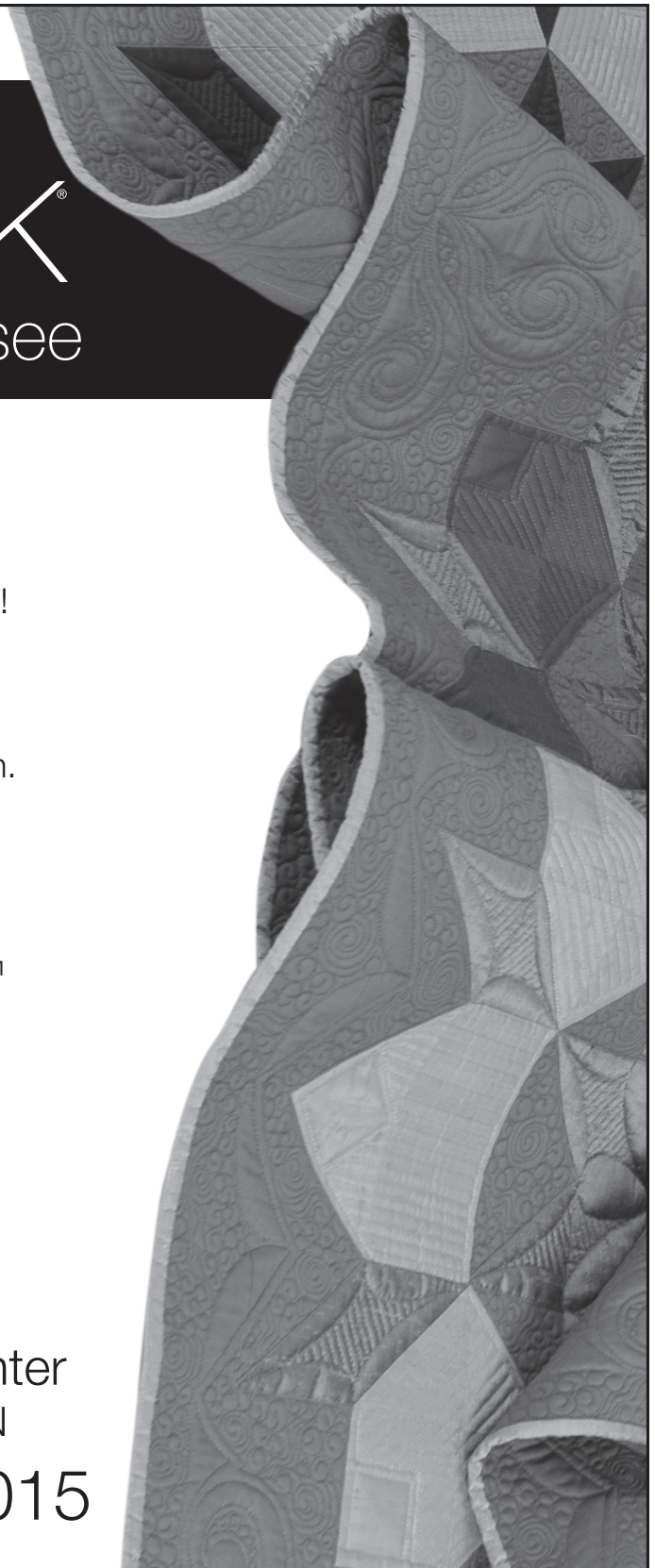
Detail: RACING SILKS by Nancy Sullivan-Jacobs

For more information, visit us at
QuiltWeek.com or call 270-898-7903

NATIONAL BRAND PARTNER

JANOME

WHAT'S NEXT



ARKANSAS QUILTERS GUILD
MINUTES OF THE GENERAL MEETING
8 JUNE, 2015

The meeting was called to order by President Donna Toombs at 6:30 PM. Donna mentioned that the Airing of the Quilts last month in Scott was a lot of fun. We were lucky to have the weather clear and had a very pleasant evening. The Scott Connection was pleased to join with us for our meeting!

The minutes of the previous meeting were approved as published in the newsletter.

The Treasurer's Report will be published on the members' section of the website.

Donna reminded us that the Sit and Sew is now on the 3rd Saturday of the month at the Baptist Health Southwest Campus. There is an exception this month due to the NQA event; the Sit and Sew will be held on June 27th at the Baptist Health Campus. The website should be updated very soon.

Committee Reports

Membership – Debbie Spinks

Debbie reported that we now have 122 members. We have a new member, Kathryn ??

Community Service – Judy Rickard reported for Nola Ballinger

Nola has 10 quilts at present. If you have some to donate tonight, Judy will take them to Nola.

Judy also gave us a report on Kelley Davis. At last report, Kelley seemed to be fading but on the Saturday before the meeting, she was alert and sitting up!

Donna also noted that there was a get well card on the back table for Deb Chance (a former member of our guild) who is soon to enter hospice care in Texas. Members were urged to sign the card during the break.

Challenges – Melissa Landreth

Melissa reminded us of the three challenges: 1) UFO – please fill out a colored sheet when doing Show and Tell. 2) Branch Out – learn something new. Melissa shared that she is going to learn paper piecing and is now accountable to the group! Remember, classes at Quilt Arkansas may help with this. 3) Journey – anything that expresses a journey to you; example "My Journey as a Paper Piecer." Melissa noted that if planned correctly, your item may fit all three categories.

Programs – Liz Ketcherside

May – there were about 40 people attending the Airing of the Quilts. We donated a quilt from Nola's stash for their spring dinner and Liz's boss won the quilt! We could make this an annual event for Arkansas Heritage Month.

Liz asked the group who made the Buttered Pecans that were brought to the ice cream social? Jackie Bibbs

was the one! They were delicious. There may be a recipe for these in our guild cookbook.

The June program will be by Eddie Landreth, Leah Sample and Alina Polta on Preparing Quilts for the Long-Arm machine.

July will be our annual Yard sale. Bring fabric and notions that you no longer need or things that you purchased while in a state of confusion!

We are still waiting to hear from the Container Store about August. We may have another "Meet Your Members" meeting if this doesn't work out.

September's program will be provided by the French Seam and they will be vending also.

October will be Lola Jenkins one of our National Quilt Arkansas speakers.

Liz reiterated that a new Program Chair is needed, and soon! She said that it is a fun job and you get to know a lot of guild members better.

Quilt Arkansas 2015 – Alina Polta

Quilt Arkansas will be October 1-3 at Ferndale. Our August meeting is the last day to register. There are 51 people registered at meeting time.

Fund Raising – Riley Middaugh for Latitia Nichols

Help is still needed for our guild's booth at NQA. Latitia will send out an e-mail right before the event as a reminder of volunteer times. We will be selling small kits of cut fabric, cookbooks, and guild pins.

The Yard Sale should be craft-related. Bring your items priced and ready to sell. If your items don't sell, members are asked to take them home after the meeting.

NQA – Lavern Schaap

The quilt delivery will be at the Historical Arkansas Museum on Friday from noon until 4:00 PM. For those helping with this, PLEASE FOLLOW THE INSTRUCTIONS.

A Texas vendor needs help in her booth. Her usual help is unable to come and she needs someone experienced in cutting fabric and running a cash register. Finally, the helper must be out-going to draw business into the booth. Gloria Ralston is going to help on Wednesday night and Friday and Saturday. Help is needed on Thursday.

Lavern also received a request to have P. Allen Smith attend our event.....

There are two guild T-shirts available in size Large. They are priced at \$10; if you are interested, please contact Lavern.

Donna and Lavern totally took over the volunteer assignments when the NQA resource failed the organization and dropped the ball. Help is still needed with Photography and white glove people. Judy Young came to the rescue with white gloves (and washed them all) when the NQA' supply got packed away last year while still dirty.

MINUTES

(continued from page 5)

Volunteers will be receiving (or will already have received) an e-mail from Lavern confirming volunteer times. Please arrive 15 minutes early and check in at the Quapaw Room. It is down the escalator to the right. When volunteers check in, they will be given a parking voucher. Lavern had the physical addresses for the parking decks that have reduced parking for the event.

Please support the vendors!

Classes are closed at the moment but if there is space available, you can walk in and sign up once the event starts as registration is opened again.

Lavern read us some advice/positive comments from the Quilting Arts magazine from a couple of months ago. These included: drink plenty of water and wear comfy shoes and clothes, look at quilts, rest, buy supplies, talk to and meet other people, go to vendors in the back first as it won't be crowded, go around twice, bring a sketch book, bring business cards, support the silent auction and especially bid on items without any bids, study the offerings ahead of time and HAVE FUN!

Donna noted that a couple of vendors have specials; the Fabric Café has a coupon you can print and bring to the event.

Those working in our AQG booth will be salespeople! We are selling our booth, our guild, Quilt Arkansas 2015, Little Rock, and the state of Arkansas. Above all, show everyone a good time! We only know of one tour bus arriving at this point. Next year there may be more.

Hostess – Kathy Jones

We had 52 members and 4 guests at the meeting. Guests were Sherry Williams, Joy Liew, Shania Shaffer, and Autumn Shaffer.

Door prizes were won by: Judy Pearlstein, Shirley Clark, Bonita Hollis, Beverly Phillips, and Judy Young.

Kathy noted that they still have some budget money left to purchase door prizes but the committee always accepts donations.

Show and Tell

Pamela Davis brought 'Starstruck' which was an original pattern. It is a grid-quilt done at Daisy Patch quilt group and could be any color and any pattern. Wanda Cockrell brought a disappearing 9-patch which she made for her sister's 65th birthday. It was done in black, white and red. Wanda also showed us a Dresden Plate wall-hanging which said, "happiness is a day of quilting". Pam Wells quilted these for Wanda.

Nancy Casey shared two items with us. First was a Double Wedding Ring in all batiks. This was on Nancy's bucket-list and it is done! The second one was the pattern "Sister's Choice" a pattern from Bonnie K. Hunter; this quilt featured 9-patches that were swapped online. Shirley Clark brought 'Scrap Happy' which used 60-degree hex's. It is for her sister-in-law's mother who is very frail. Janell Barkley showed us 'Secrets of Barb's Place' which was an exploding block idea from Jenny Doan. It was quilted by Alina Polta. Riley Middaugh

brought a UFO, a LeMoyné Star that she started in a class last year. Sherrie Dodds got some scraps from a freebie table at a guild meeting and used them to make 'Sherbet'. She added some yellow fabric to make a scrappy quilt and is donating it to our Community Service effort.

Delorse Richards shared an original pattern where she used fabrics that she purchased in Paducah on a trip with the Kingdom Quilters. She has stewed over the quilt for 2 years and made it one step at a time. Edith Walker brought an original creation of blue panels with borders. She made it during two very icy days in Maumelle. Edith used large pieces as she was reticent to chop up the beautiful fabrics. Judy Rickard showed us a French Braid in boxes. This quilt is for a friend to give to her step-son for his graduation. Judy took a French Braid class from Shannon Young at Pinwheel and has really enjoyed the technique.

Cynthia Quick brought 'Grandmother's Flower Garden'. This quilt was made from fabrics from Sarah's Store and used hexagons. Using portable pieces allowed her to work on it in doctor's offices while she waited. Cynthia shared that her goal for NQA is to purchase a long-arm machine! Jan Partain brought two quilts: one was called 'Charming Shadows' and is a shadow box pattern. Jan used charm packs on a pattern that she had always wanted to use. The second quilt was "Black Fish in Every School" from a pattern called Charming Fishes. Jan used up charm packs and jelly rolls. The quilt shows fish going against the flow which reminds her of a lot of people she knows (including herself)! Alina Polta quilted both of Jan's quilts.

Respectfully submitted,
Sally Burrup, Secretary

MONTHLY SNACK REMINDER!

We would like to encourage you to bring snacks for the meeting. It doesn't need to be fancy, but everyone enjoys having a little something during the meeting.

July – H-I-J


August – K-L-M

September – N-O-P

October – Q-R-S

November – T -U-V

December – Everyone! It's a party!



Patriotic Wall-Hanging

Here's a free pattern for a nice 54" square patriotic wall-hanging with a center star and stars applied in the borders: <http://www.mccallsquilting.com/mccallsquilting/articles/Show-Your-Pride-FREE-Patriotic-Wall-Quilt-Pattern>.

CALENDAR OF EVENTS

2015

- July 10-11 Hot Springs Area Quilt Guilds' QUILTFEST at the Hot Springs Convention Center with cash, prizes and ribbons! NQA certified judges, over 200 quilts, door prizes and vendors. For more information see www.hsaquiltguild.com.
- September 16-19 Quilt Week, Chattanooga Convention Center, 1150 Carter Street, Chattanooga, TN.
- September 25 & 26 Quilt Congress, Bella Vista, AR – "Meet Me at the Fair." Calico Cut-Ups will be the host for Quilt Congress this year! Cost for the event is \$35 per person which includes Friday evening's entertainment and Saturday's lectures and lunch. Headliner for the event is Lynne Hagmeier of Kansas Troubles! Workshops will be offered on Friday for an additional charge. Vendors will be available for your shopping pleasure, a Silent Auction will be going on, as well as a Quilt Challenge and Opportunity Quilts. See <http://calicocut-ups.blogspot.com> for more information.
- October 1-3 Quilt AR! "Follow the Yellow Brick Road" at the C. A. Vines 4-H Center, Ferndale, AR, featuring classes with Gail Garber and Lola Jenkins. See www.quiltarkansas2015.com.
- Oct 22-24 Autumn in the Ozarks Quilt Show in Mountain Home, AR at the Baxter County Fair Grounds. 300 traditional and art quilts, vendors, door prizes and more. See www.hillnhollowquilters.com for details.

Connecting the threads of our past expands the heritage of our future.



The French Seam
BERNINA⁺
www.frenchseam.com
 Karen French, owner
luv2sew@frenchseam.com
 2015 S. Buerkle St.
 Stuttgart, Arkansas 72160
 870-673-8156 ph
 870-673-6280 fax



the bed-warmer
 Long-arm
 Quilting
 Shellie Blake
 1312 River Oaks Drive
 Benton, AR 72019
 215-350-0873
shellieshouse@yahoo.com



Arkansas Man Quilter
"Quilting With A Difference"
Eddie Landreth
 2234 Irondale Drive
 Benton, Arkansas 72019
 (501) 326-8842
 e-mail: elandreth@sbcglobal.net
 web: arkansasmanquilter.blogspot.com



190 Jan Dr., Ste. 8, Sherwood, AR 72120
Jubilee Quilted Creations
 Longarm Quilting & Custom Commission Quilts
 By Appointment Only
 501-835-3939 **Debbie Haley** 501-590-5936 (cell)
 E-Mail: jubileequiltedcreations@yahoo.com

Arkansas Quilters Guild, Inc.
Mary Anne Burleson
14502 Taylor Loop Rd.
Little Rock, AR 72223

**DEADLINE FOR
AUGUST NEWSLETTER
July 17, 2015**

Quilting Fabrics---Gammill quilting machine
Authorized **Janome Dealer**



Pinwheel Fabrics
501 847-4177
Charlotte Williams
Owner

7915 Hwy 5 North - - - - -Alexander, AR 72002
email-pinwheelfabric@sbcglobal.net www.pinwheelfabrics.com

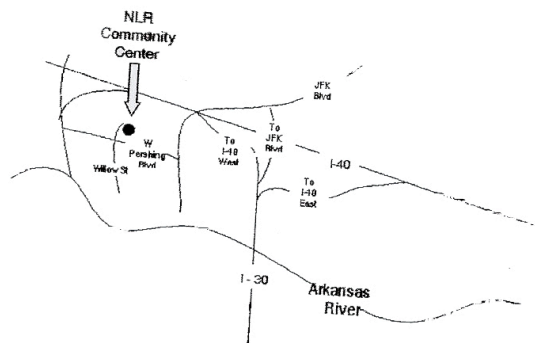
Ritsy Rags *Rene' Riggan*
Quilt Shop

Classes & Supplies,
Longarm Quilting Services

"ON THE SQUARE"
Phone: 870-269-2800
Cell: 501-250-6500

Mail: 720 Heritage Oaks Drive
Mountain View, AR 72560
Email: ritsyrags@mvtel.net
www.ritsyrag.com

AQG Meeting
NLR Community Center
2700 Willow Street
North Little Rock, Arkansas



The NLRCC is located at 2700 Willow in North Little Rock which is near the I-30/I-40 interchange. Get off I-30 or I-40 at JFK. Go south to Pershing Boulevard. Turn right. Follow Pershing to Willow. It's on the right facing the new Patrick Hays Senior Citizen's Center.